

General Primary  
March 18, 2014  
Official Abstract of Democratic Votes  
St. Clair County, Illinois



Dated: Tuesday, April 8, 2014

Issued by:

A handwritten signature in black ink that reads "Thomas Holbrook". The signature is written in a cursive style with a large, sweeping initial "T".

Thomas Holbrook  
St. Clair County Clerk

**ABSTRACT OF DEMOCRATIC VOTES**  
in St. Clair County, Illinois at the General Primary on Tuesday, March 18, 2014

---

STATE OF ILLINOIS  
COUNTY OF ST. CLAIR

**SUMMARY OF VOTES**

---

|                       |         |
|-----------------------|---------|
| Precincts Reporting:  | 230     |
| Registered Voters:    | 171,162 |
| Ballots Cast:         | 16,713  |
| Federal Ballots Cast: | 39      |
| Total Ballots Cast:   | 16,752  |

---

**ABSTRACT OF DEMOCRATIC VOTES**  
in St. Clair County, Illinois at the General Primary on Tuesday, March 18, 2014

---

STATE OF ILLINOIS  
COUNTY OF ST. CLAIR

**FEDERAL**

---

|                       |         |
|-----------------------|---------|
| Precincts Reporting:  | 230     |
| Registered Voters:    | 171,162 |
| Ballots Cast:         | 15,983  |
| Federal Ballots Cast: | 39      |
| Total Ballots Cast:   | 16,022  |

---

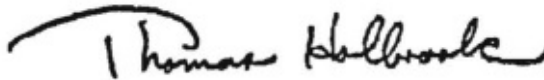
**For United States Senator**  
**(Vote for ONE)**

RICHARD J. DURBIN

12,501

I, Thomas Holbrook, St. Clair County Clerk, do hereby certify that the above is a correct copy of the Canvass of votes cast at the General Primary held in St. Clair County on Tuesday, March 18, 2014. This canvass was made by the County Canvassing Board of St. Clair County and is now on file in my office.

Dated: Tuesday, April 8, 2014



---

Thomas Holbrook, St. Clair County Clerk

**ABSTRACT OF DEMOCRATIC VOTES**  
in St. Clair County, Illinois at the General Primary on Tuesday, March 18, 2014

---

STATE OF ILLINOIS  
COUNTY OF ST. CLAIR

**STATE OF ILLINOIS**

---

|                      |         |
|----------------------|---------|
| Precincts Reporting: | 230     |
| Registered Voters:   | 171,162 |
| Ballots Cast:        | 15,983  |

---

**For Governor And Lieutenant Governor  
(Vote for ONE)**

|                                    |       |
|------------------------------------|-------|
| ( TIO HARDIMAN<br>( BRUNELL DONALD | 4,588 |
|------------------------------------|-------|

|                              |       |
|------------------------------|-------|
| ( PAT QUINN<br>( PAUL VALLAS | 9,043 |
|------------------------------|-------|

**For Attorney General  
(Vote for ONE)**

|              |        |
|--------------|--------|
| LISA MADIGAN | 13,154 |
|--------------|--------|

**For Secretary Of State  
(Vote for ONE)**

|             |        |
|-------------|--------|
| JESSE WHITE | 13,249 |
|-------------|--------|

**For Comptroller  
(Vote for ONE)**

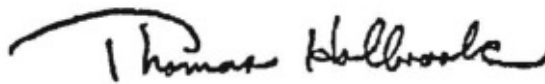
|              |        |
|--------------|--------|
| SHEILA SIMON | 11,733 |
|--------------|--------|

**For Treasurer  
(Vote for ONE)**

|                     |        |
|---------------------|--------|
| MICHAEL W. FRERICHS | 11,355 |
|---------------------|--------|

I, Thomas Holbrook, St. Clair County Clerk, do hereby certify that the above is a correct copy of the Canvass of votes cast at the General Primary held in St. Clair County on Tuesday, March 18, 2014. This canvass was made by the County Canvassing Board of St. Clair County and is now on file in my office.

Dated: Tuesday, April 8, 2014



Thomas Holbrook, St. Clair County Clerk

**ABSTRACT OF DEMOCRATIC VOTES**  
in St. Clair County, Illinois at the General Primary on Tuesday, March 18, 2014

---

STATE OF ILLINOIS  
COUNTY OF ST. CLAIR

**12TH CONGRESSIONAL DISTRICT**

---

|                       |         |
|-----------------------|---------|
| Precincts Reporting:  | 230     |
| Registered Voters:    | 171,162 |
| Ballots Cast:         | 15,983  |
| Federal Ballots Cast: | 39      |
| Total Ballots Cast:   | 16,022  |

---

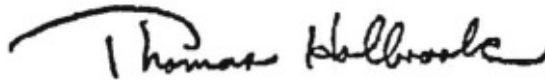
**For Representative In Congress**  
**(Vote for ONE)**

WILLIAM L. "BILL" ENYART

12,123

I, Thomas Holbrook, St. Clair County Clerk, do hereby certify that the above is a correct copy of the Canvass of votes cast at the General Primary held in St. Clair County on Tuesday, March 18, 2014. This canvass was made by the County Canvassing Board of St. Clair County and is now on file in my office.

Dated: Tuesday, April 8, 2014



Thomas Holbrook, St. Clair County Clerk

**ABSTRACT OF DEMOCRATIC VOTES**  
in St. Clair County, Illinois at the General Primary on Tuesday, March 18, 2014

---

STATE OF ILLINOIS  
COUNTY OF ST. CLAIR

**12TH CONGRESSIONAL DISTRICT FOR CENTRAL COMMITTEE**

---

|                      |         |
|----------------------|---------|
| Precincts Reporting: | 230     |
| Registered Voters:   | 171,162 |
| Ballots Cast:        | 15,983  |

---

**State Central Committeewoman  
(Vote for ONE)**

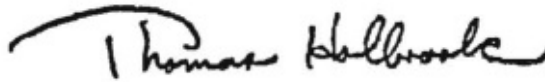
|            |        |
|------------|--------|
| BARB BROWN | 10,995 |
|------------|--------|

**For State Central Committeeman  
(Vote for ONE)**

|                   |        |
|-------------------|--------|
| JERRY F. COSTELLO | 12,490 |
|-------------------|--------|

I, Thomas Holbrook, St. Clair County Clerk, do hereby certify that the above is a correct copy of the Canvass of votes cast at the General Primary held in St. Clair County on Tuesday, March 18, 2014. This canvass was made by the County Canvassing Board of St. Clair County and is now on file in my office.

Dated: Tuesday, April 8, 2014



\_\_\_\_\_  
Thomas Holbrook, St. Clair County Clerk

**ABSTRACT OF DEMOCRATIC VOTES**  
in St. Clair County, Illinois at the General Primary on Tuesday, March 18, 2014

---

STATE OF ILLINOIS  
COUNTY OF ST. CLAIR

**54TH LEGISLATIVE DISTRICT**

---

|                      |        |
|----------------------|--------|
| Precincts Reporting: | 18     |
| Registered Voters:   | 12,391 |
| Ballots Cast:        | 152    |

---

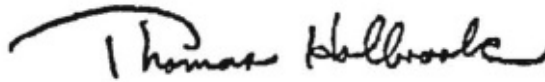
**For State Senator**  
**(Vote for ONE)**

NO CANDIDATE

0

I, Thomas Holbrook, St. Clair County Clerk, do hereby certify that the above is a correct copy of the Canvass of votes cast at the General Primary held in St. Clair County on Tuesday, March 18, 2014. This canvass was made by the County Canvassing Board of St. Clair County and is now on file in my office.

Dated: Tuesday, April 8, 2014



---

Thomas Holbrook, St. Clair County Clerk

**ABSTRACT OF DEMOCRATIC VOTES**  
in St. Clair County, Illinois at the General Primary on Tuesday, March 18, 2014

---

STATE OF ILLINOIS  
COUNTY OF ST. CLAIR

**57TH LEGISLATIVE DISTRICT**

---

|                      |         |
|----------------------|---------|
| Precincts Reporting: | 187     |
| Registered Voters:   | 127,759 |
| Ballots Cast:        | 13,340  |

---

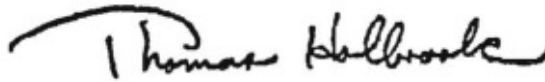
**For State Senator**  
**(Vote for ONE)**

JAMES F. CLAYBORNE, JR., II

10,192

I, Thomas Holbrook, St. Clair County Clerk, do hereby certify that the above is a correct copy of the Canvass of votes cast at the General Primary held in St. Clair County on Tuesday, March 18, 2014. This canvass was made by the County Canvassing Board of St. Clair County and is now on file in my office.

Dated: Tuesday, April 8, 2014



---

Thomas Holbrook, St. Clair County Clerk



**ABSTRACT OF DEMOCRATIC VOTES**  
in St. Clair County, Illinois at the General Primary on Tuesday, March 18, 2014

---

STATE OF ILLINOIS  
COUNTY OF ST. CLAIR

**108TH REPRESENTATIVE DISTRICT**

---

|                      |        |
|----------------------|--------|
| Precincts Reporting: | 18     |
| Registered Voters:   | 12,391 |
| Ballots Cast:        | 152    |

---

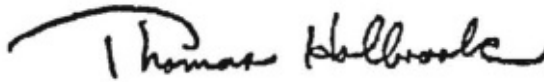
**For Representative In The General Assembly**  
**(Vote for ONE)**

NO CANDIDATE

0

I, Thomas Holbrook, St. Clair County Clerk, do hereby certify that the above is a correct copy of the Canvass of votes cast at the General Primary held in St. Clair County on Tuesday, March 18, 2014. This canvass was made by the County Canvassing Board of St. Clair County and is now on file in my office.

Dated: Tuesday, April 8, 2014



---

Thomas Holbrook, St. Clair County Clerk

**ABSTRACT OF DEMOCRATIC VOTES**  
in St. Clair County, Illinois at the General Primary on Tuesday, March 18, 2014

---

STATE OF ILLINOIS  
COUNTY OF ST. CLAIR

**112TH REPRESENTATIVE DISTRICT**

---

|                      |        |
|----------------------|--------|
| Precincts Reporting: | 16     |
| Registered Voters:   | 11,727 |
| Ballots Cast:        | 646    |

---

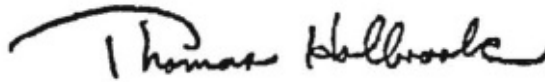
**For Representative In The General Assembly**  
**(Vote for ONE)**

CULLEN L. CULLEN

518

I, Thomas Holbrook, St. Clair County Clerk, do hereby certify that the above is a correct copy of the Canvass of votes cast at the General Primary held in St. Clair County on Tuesday, March 18, 2014. This canvass was made by the County Canvassing Board of St. Clair County and is now on file in my office.

Dated: Tuesday, April 8, 2014



---

Thomas Holbrook, St. Clair County Clerk

**ABSTRACT OF DEMOCRATIC VOTES**  
in St. Clair County, Illinois at the General Primary on Tuesday, March 18, 2014

---

STATE OF ILLINOIS  
COUNTY OF ST. CLAIR

**113TH REPRESENTATIVE DISTRICT**

---

|                      |        |
|----------------------|--------|
| Precincts Reporting: | 98     |
| Registered Voters:   | 59,466 |
| Ballots Cast:        | 5,428  |

---

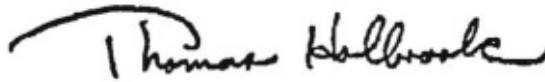
**For Representative In The General Assembly**  
**(Vote for ONE)**

JAY HOFFMAN

4,029

I, Thomas Holbrook, St. Clair County Clerk, do hereby certify that the above is a correct copy of the Canvass of votes cast at the General Primary held in St. Clair County on Tuesday, March 18, 2014. This canvass was made by the County Canvassing Board of St. Clair County and is now on file in my office.

Dated: Tuesday, April 8, 2014



---

Thomas Holbrook, St. Clair County Clerk

**ABSTRACT OF DEMOCRATIC VOTES**  
in St. Clair County, Illinois at the General Primary on Tuesday, March 18, 2014

---

STATE OF ILLINOIS  
COUNTY OF ST. CLAIR

**114TH REPRESENTATIVE DISTRICT**

---

|                      |        |
|----------------------|--------|
| Precincts Reporting: | 109    |
| Registered Voters:   | 69,603 |
| Ballots Cast:        | 8,373  |

---

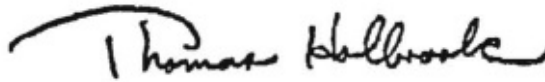
**For Representative In The General Assembly**  
**(Vote for ONE)**

EDDIE LEE JACKSON

6,442

I, Thomas Holbrook, St. Clair County Clerk, do hereby certify that the above is a correct copy of the Canvass of votes cast at the General Primary held in St. Clair County on Tuesday, March 18, 2014. This canvass was made by the County Canvassing Board of St. Clair County and is now on file in my office.

Dated: Tuesday, April 8, 2014



---

Thomas Holbrook, St. Clair County Clerk

**ABSTRACT OF DEMOCRATIC VOTES**  
in St. Clair County, Illinois at the General Primary on Tuesday, March 18, 2014

---

STATE OF ILLINOIS  
COUNTY OF ST. CLAIR

**116TH REPRESENTATIVE DISTRICT**

---

|                      |        |
|----------------------|--------|
| Precincts Reporting: | 28     |
| Registered Voters:   | 19,285 |
| Ballots Cast:        | 1,661  |

---

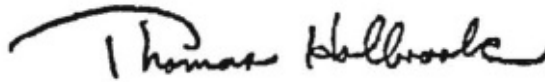
**For Representative In The General Assembly**  
**(Vote for ONE)**

JERRY COSTELLO II

1,396

I, Thomas Holbrook, St. Clair County Clerk, do hereby certify that the above is a correct copy of the Canvass of votes cast at the General Primary held in St. Clair County on Tuesday, March 18, 2014. This canvass was made by the County Canvassing Board of St. Clair County and is now on file in my office.

Dated: Tuesday, April 8, 2014



---

Thomas Holbrook, St. Clair County Clerk

**ABSTRACT OF DEMOCRATIC VOTES**  
in St. Clair County, Illinois at the General Primary on Tuesday, March 18, 2014

---

STATE OF ILLINOIS  
COUNTY OF ST. CLAIR

**ST. CLAIR COUNTY**

---

|                      |         |
|----------------------|---------|
| Precincts Reporting: | 230     |
| Registered Voters:   | 171,162 |
| Ballots Cast:        | 15,983  |

---

**For County Clerk  
(Vote for ONE)**

|                       |        |
|-----------------------|--------|
| THOMAS "TOM" HOLBROOK | 11,892 |
|-----------------------|--------|

**For County Treasurer  
(Vote for ONE)**

|                |        |
|----------------|--------|
| CHARLES SUAREZ | 11,756 |
|----------------|--------|

**For County Sheriff  
(Vote for ONE)**

|                       |       |
|-----------------------|-------|
| RICHARD "RICK" WATSON | 9,156 |
| ROY A MICKENS         | 4,727 |

**For County Assessor  
(Vote for ONE)**

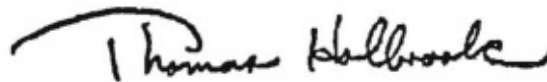
|                        |        |
|------------------------|--------|
| JENNIFER GOMRIC MINTON | 11,794 |
|------------------------|--------|

**For County Board Of Review  
(Vote for ONE)**

|                   |        |
|-------------------|--------|
| CHARLOTTE R MOORE | 12,226 |
|-------------------|--------|

I, Thomas Holbrook, St. Clair County Clerk, do hereby certify that the above is a correct copy of the Canvass of votes cast at the General Primary held in St. Clair County on Tuesday, March 18, 2014. This canvass was made by the County Canvassing Board of St. Clair County and is now on file in my office.

Dated: Tuesday, April 8, 2014



Thomas Holbrook, St. Clair County Clerk

**ABSTRACT OF DEMOCRATIC VOTES**  
in St. Clair County, Illinois at the General Primary on Tuesday, March 18, 2014

---

STATE OF ILLINOIS  
COUNTY OF ST. CLAIR

**ESR 13**  
**(CLINTON, JACKSON, MARION & WASHINGTON COUNTIES)**

---

|                      |   |
|----------------------|---|
| Precincts Reporting: | 1 |
| Registered Voters:   | 1 |
| Ballots Cast:        | 0 |

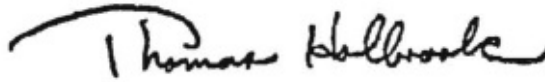
---

**For Regional Superintendent Of Schools**  
**(Vote for ONE)**

KERI GARRETT 0

I, Thomas Holbrook, St. Clair County Clerk, do hereby certify that the above is a correct copy of the Canvass of votes cast at the General Primary held in St. Clair County on Tuesday, March 18, 2014. This canvass was made by the County Canvassing Board of St. Clair County and is now on file in my office.

Dated: Tuesday, April 8, 2014



Thomas Holbrook, St. Clair County Clerk

**ABSTRACT OF DEMOCRATIC VOTES**  
in St. Clair County, Illinois at the General Primary on Tuesday, March 18, 2014

---

STATE OF ILLINOIS  
COUNTY OF ST. CLAIR

**ESR 41**  
**(MADISON COUNTY)**

---

|                      |       |
|----------------------|-------|
| Precincts Reporting: | 14    |
| Registered Voters:   | 6,378 |
| Ballots Cast:        | 849   |

---

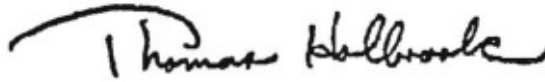
**For Regional Superintendent Of Schools**  
**(Vote for ONE)**

ROBERT A DAIBER

613

I, Thomas Holbrook, St. Clair County Clerk, do hereby certify that the above is a correct copy of the Canvass of votes cast at the General Primary held in St. Clair County on Tuesday, March 18, 2014. This canvass was made by the County Canvassing Board of St. Clair County and is now on file in my office.

Dated: Tuesday, April 8, 2014



---

Thomas Holbrook, St. Clair County Clerk



**ABSTRACT OF DEMOCRATIC VOTES**  
in St. Clair County, Illinois at the General Primary on Tuesday, March 18, 2014

---

STATE OF ILLINOIS  
COUNTY OF ST. CLAIR

**ESR 45**  
**(MONROE & RANDOLPH COUNTIES)**

---

|                      |     |
|----------------------|-----|
| Precincts Reporting: | 6   |
| Registered Voters:   | 697 |
| Ballots Cast:        | 0   |

---

**For Regional Superintendent Of Schools**  
**(Vote for ONE)**

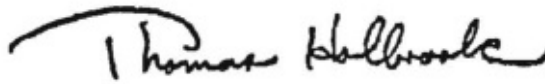
NO CANDIDATE 0

**For Regional Superintendent Of Schools**  
**(For an Unexpired Term)**  
**(Vote for ONE)**

NO CANDIDATE 0

I, Thomas Holbrook, St. Clair County Clerk, do hereby certify that the above is a correct copy of the Canvass of votes cast at the General Primary held in St. Clair County on Tuesday, March 18, 2014. This canvass was made by the County Canvassing Board of St. Clair County and is now on file in my office.

Dated: Tuesday, April 8, 2014



---

Thomas Holbrook, St. Clair County Clerk

**ABSTRACT OF DEMOCRATIC VOTES**  
in St. Clair County, Illinois at the General Primary on Tuesday, March 18, 2014

---

STATE OF ILLINOIS  
COUNTY OF ST. CLAIR

**ESR 50**  
**(ST. CLAIR)**

---

|                      |         |
|----------------------|---------|
| Precincts Reporting: | 228     |
| Registered Voters:   | 164,369 |
| Ballots Cast:        | 15,118  |

---

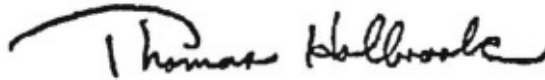
**ESR**  
**(St. Clair County)**  
**(Vote for ONE)**

SUSAN SARFATY

10,852

I, Thomas Holbrook, St. Clair County Clerk, do hereby certify that the above is a correct copy of the Canvass of votes cast at the General Primary held in St. Clair County on Tuesday, March 18, 2014. This canvass was made by the County Canvassing Board of St. Clair County and is now on file in my office.

Dated: Tuesday, April 8, 2014



---

Thomas Holbrook, St. Clair County Clerk

**ABSTRACT OF DEMOCRATIC VOTES**  
in St. Clair County, Illinois at the General Primary on Tuesday, March 18, 2014

---

STATE OF ILLINOIS  
COUNTY OF ST. CLAIR

**ST. CLAIR COUNTY BOARD DISTRICT 1**

---

|                      |       |
|----------------------|-------|
| Precincts Reporting: | 12    |
| Registered Voters:   | 6,979 |
| Ballots Cast:        | 1,451 |

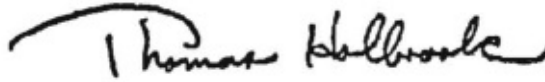
---

**For Member Of The County Board**  
**(Vote for ONE)**

|                 |     |
|-----------------|-----|
| ROBERT ALLEN JR | 622 |
| NORMAN J MILLER | 267 |

I, Thomas Holbrook, St. Clair County Clerk, do hereby certify that the above is a correct copy of the Canvass of votes cast at the General Primary held in St. Clair County on Tuesday, March 18, 2014. This canvass was made by the County Canvassing Board of St. Clair County and is now on file in my office.

Dated: Tuesday, April 8, 2014



---

Thomas Holbrook, St. Clair County Clerk

**ABSTRACT OF DEMOCRATIC VOTES**  
in St. Clair County, Illinois at the General Primary on Tuesday, March 18, 2014

---

STATE OF ILLINOIS  
COUNTY OF ST. CLAIR

**ST. CLAIR COUNTY BOARD DISTRICT 2**

---

|                      |       |
|----------------------|-------|
| Precincts Reporting: | 16    |
| Registered Voters:   | 8,015 |
| Ballots Cast:        | 2,161 |

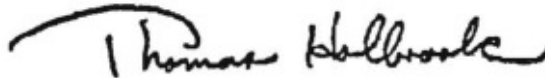
---

**For Member Of The County Board**  
**(To Serve An Unexpired 2-Year Term)**  
**(Vote for ONE)**

|                 |     |
|-----------------|-----|
| JOAN MC INTOSH  | 574 |
| EDITH A MOORE   | 467 |
| MACK SLATER     | 105 |
| MARVIN B STRODE | 16  |
| RICKIE THOMAS   | 343 |

I, Thomas Holbrook, St. Clair County Clerk, do hereby certify that the above is a correct copy of the Canvass of votes cast at the General Primary held in St. Clair County on Tuesday, March 18, 2014. This canvass was made by the County Canvassing Board of St. Clair County and is now on file in my office.

Dated: Tuesday, April 8, 2014



---

Thomas Holbrook, St. Clair County Clerk

**ABSTRACT OF DEMOCRATIC VOTES**  
in St. Clair County, Illinois at the General Primary on Tuesday, March 18, 2014

---

STATE OF ILLINOIS  
COUNTY OF ST. CLAIR

**ST. CLAIR COUNTY BOARD DISTRICT 3**

---

|                      |       |
|----------------------|-------|
| Precincts Reporting: | 12    |
| Registered Voters:   | 7,580 |
| Ballots Cast:        | 1,835 |

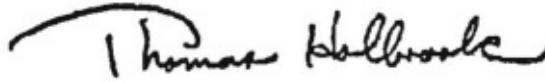
---

**For Member Of The County Board**  
**(Vote for ONE)**

|                         |     |
|-------------------------|-----|
| OLIVER W HAMILTON       | 834 |
| MATTHIAS "MATT" HAWKINS | 295 |

I, Thomas Holbrook, St. Clair County Clerk, do hereby certify that the above is a correct copy of the Canvass of votes cast at the General Primary held in St. Clair County on Tuesday, March 18, 2014. This canvass was made by the County Canvassing Board of St. Clair County and is now on file in my office.

Dated: Tuesday, April 8, 2014



---

Thomas Holbrook, St. Clair County Clerk

**ABSTRACT OF DEMOCRATIC VOTES**  
in St. Clair County, Illinois at the General Primary on Tuesday, March 18, 2014

---

STATE OF ILLINOIS  
COUNTY OF ST. CLAIR

**ST. CLAIR COUNTY BOARD DISTRICT 12**

---

|                      |       |
|----------------------|-------|
| Precincts Reporting: | 15    |
| Registered Voters:   | 5,481 |
| Ballots Cast:        | 230   |

---

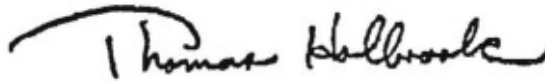
**For Member Of The County Board**  
**(Vote for ONE)**

ANGELA GROSSMANN-ROEWE

205

I, Thomas Holbrook, St. Clair County Clerk, do hereby certify that the above is a correct copy of the Canvass of votes cast at the General Primary held in St. Clair County on Tuesday, March 18, 2014. This canvass was made by the County Canvassing Board of St. Clair County and is now on file in my office.

Dated: Tuesday, April 8, 2014



---

Thomas Holbrook, St. Clair County Clerk

**ABSTRACT OF DEMOCRATIC VOTES**  
in St. Clair County, Illinois at the General Primary on Tuesday, March 18, 2014

---

STATE OF ILLINOIS  
COUNTY OF ST. CLAIR

**ST. CLAIR COUNTY BOARD DISTRICT 13**

---

|                      |       |
|----------------------|-------|
| Precincts Reporting: | 14    |
| Registered Voters:   | 6,975 |
| Ballots Cast:        | 170   |

---


**For Member Of The County Board**  
**(Vote for ONE)**

NO CANDIDATE

0

I, Thomas Holbrook, St. Clair County Clerk, do hereby certify that the above is a correct copy of the Canvass of votes cast at the General Primary held in St. Clair County on Tuesday, March 18, 2014. This canvass was made by the County Canvassing Board of St. Clair County and is now on file in my office.

Dated: Tuesday, April 8, 2014



---

Thomas Holbrook, St. Clair County Clerk

**ABSTRACT OF DEMOCRATIC VOTES**  
in St. Clair County, Illinois at the General Primary on Tuesday, March 18, 2014

---

STATE OF ILLINOIS  
COUNTY OF ST. CLAIR

**ST. CLAIR COUNTY BOARD DISTRICT 18**

---

|                      |       |
|----------------------|-------|
| Precincts Reporting: | 11    |
| Registered Voters:   | 6,213 |
| Ballots Cast:        | 97    |

---


**For Member Of The County Board**  
**(Vote for ONE)**

NO CANDIDATE

0

I, Thomas Holbrook, St. Clair County Clerk, do hereby certify that the above is a correct copy of the Canvass of votes cast at the General Primary held in St. Clair County on Tuesday, March 18, 2014. This canvass was made by the County Canvassing Board of St. Clair County and is now on file in my office.

Dated: Tuesday, April 8, 2014



---

Thomas Holbrook, St. Clair County Clerk



**ABSTRACT OF DEMOCRATIC VOTES**  
in St. Clair County, Illinois at the General Primary on Tuesday, March 18, 2014

---

STATE OF ILLINOIS  
COUNTY OF ST. CLAIR

**ST. CLAIR COUNTY BOARD DISTRICT 21**

---

|                      |       |
|----------------------|-------|
| Precincts Reporting: | 8     |
| Registered Voters:   | 6,380 |
| Ballots Cast:        | 406   |

---

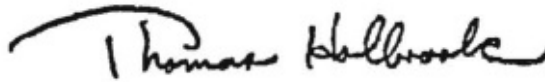
**For Member Of The County Board**  
**(Vote for ONE)**

FRANK "FX" HEILIGENSTEIN

333

I, Thomas Holbrook, St. Clair County Clerk, do hereby certify that the above is a correct copy of the Canvass of votes cast at the General Primary held in St. Clair County on Tuesday, March 18, 2014. This canvass was made by the County Canvassing Board of St. Clair County and is now on file in my office.

Dated: Tuesday, April 8, 2014



---

Thomas Holbrook, St. Clair County Clerk

**ABSTRACT OF DEMOCRATIC VOTES**  
in St. Clair County, Illinois at the General Primary on Tuesday, March 18, 2014

---

STATE OF ILLINOIS  
COUNTY OF ST. CLAIR

**ST. CLAIR COUNTY BOARD DISTRICT 23**

---

|                      |       |
|----------------------|-------|
| Precincts Reporting: | 14    |
| Registered Voters:   | 5,905 |
| Ballots Cast:        | 227   |

---


**For Member Of The County Board**  
**(Vote for ONE)**

DENNIS P RENNER

200

I, Thomas Holbrook, St. Clair County Clerk, do hereby certify that the above is a correct copy of the Canvass of votes cast at the General Primary held in St. Clair County on Tuesday, March 18, 2014. This canvass was made by the County Canvassing Board of St. Clair County and is now on file in my office.

Dated: Tuesday, April 8, 2014



---

Thomas Holbrook, St. Clair County Clerk

**ABSTRACT OF DEMOCRATIC VOTES**  
in St. Clair County, Illinois at the General Primary on Tuesday, March 18, 2014

---

STATE OF ILLINOIS  
COUNTY OF ST. CLAIR

**ST. CLAIR COUNTY BOARD DISTRICT 27**

---

|                      |       |
|----------------------|-------|
| Precincts Reporting: | 8     |
| Registered Voters:   | 5,624 |
| Ballots Cast:        | 331   |

---


**For Member Of The County Board**  
**(Vote for ONE)**

KENNETH G SHARKEY

278

I, Thomas Holbrook, St. Clair County Clerk, do hereby certify that the above is a correct copy of the Canvass of votes cast at the General Primary held in St. Clair County on Tuesday, March 18, 2014. This canvass was made by the County Canvassing Board of St. Clair County and is now on file in my office.

Dated: Tuesday, April 8, 2014



---

Thomas Holbrook, St. Clair County Clerk

**ABSTRACT OF DEMOCRATIC VOTES**  
in St. Clair County, Illinois at the General Primary on Tuesday, March 18, 2014

---

STATE OF ILLINOIS  
COUNTY OF ST. CLAIR

**ST. CLAIR COUNTY BOARD DISTRICT 28**

---

|                      |       |
|----------------------|-------|
| Precincts Reporting: | 16    |
| Registered Voters:   | 6,730 |
| Ballots Cast:        | 876   |

---


**For Member Of The County Board**  
**(Vote for ONE)**

JOSEPH J KASSLY JR

735

I, Thomas Holbrook, St. Clair County Clerk, do hereby certify that the above is a correct copy of the Canvass of votes cast at the General Primary held in St. Clair County on Tuesday, March 18, 2014. This canvass was made by the County Canvassing Board of St. Clair County and is now on file in my office.

Dated: Tuesday, April 8, 2014



---

Thomas Holbrook, St. Clair County Clerk

**ABSTRACT OF DEMOCRATIC VOTES**  
in St. Clair County, Illinois at the General Primary on Tuesday, March 18, 2014

---

STATE OF ILLINOIS  
COUNTY OF ST. CLAIR

**20TH JUDICIAL CIRCUIT**  
**(ST. CLAIR)**

---

|                      |         |
|----------------------|---------|
| Precincts Reporting: | 230     |
| Registered Voters:   | 171,162 |
| Ballots Cast:        | 15,983  |

---

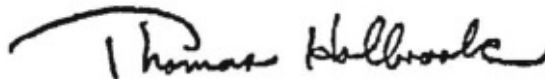
**For Judge Of The Circuit Court**  
**(To Fill The Vacancy Of The Hon. Michael N. Cook)**  
**(Vote for ONE)**

HEINZ M. RUDOLF

11,584

I, Thomas Holbrook, St. Clair County Clerk, do hereby certify that the above is a correct copy of the Canvass of votes cast at the General Primary held in St. Clair County on Tuesday, March 18, 2014. This canvass was made by the County Canvassing Board of St. Clair County and is now on file in my office.

Dated: Tuesday, April 8, 2014



---

Thomas Holbrook, St. Clair County Clerk

General Primary  
March 18, 2014  
Official Democratic Canvass  
St. Clair County, Illinois



Dated: Tuesday, April 8, 2014

Issued by:

A handwritten signature in black ink that reads "Thomas Holbrook". The signature is written in a cursive style with a large, sweeping initial "T".

Thomas Holbrook  
St. Clair County Clerk

**General Primary**  
**March 18, 2014**  
 Thomas Holbrook  
 St. Clair County Clerk

**Summary of Votes by Precinct**

|               | REGISTERED VOTERS | BALLOTS CAST | FEDERAL BALLOTS CAST | TOTAL BALLOTS CAST | TURNOUT |
|---------------|-------------------|--------------|----------------------|--------------------|---------|
| Belleville 1  | 566               | 34           | 1                    | 35                 | 6.18%   |
| Belleville 2  | 1,103             | 30           | 1                    | 31                 | 2.81%   |
| Belleville 3  | 822               | 58           | 0                    | 58                 | 7.06%   |
| Belleville 4  | 730               | 47           | 0                    | 47                 | 6.44%   |
| Belleville 5  | 798               | 72           | 0                    | 72                 | 9.02%   |
| Belleville 6  | 734               | 46           | 0                    | 46                 | 6.27%   |
| Belleville 7  | 753               | 57           | 0                    | 57                 | 7.57%   |
| Belleville 8  | 596               | 33           | 0                    | 33                 | 5.54%   |
| Belleville 9  | 566               | 33           | 0                    | 33                 | 5.83%   |
| Belleville 10 | 586               | 29           | 0                    | 29                 | 4.95%   |
| Belleville 11 | 576               | 33           | 0                    | 33                 | 5.73%   |
| Belleville 12 | 745               | 41           | 0                    | 41                 | 5.50%   |
| Belleville 13 | 914               | 65           | 0                    | 65                 | 7.11%   |
| Belleville 14 | 881               | 38           | 0                    | 38                 | 4.31%   |
| Belleville 15 | 639               | 51           | 0                    | 51                 | 7.98%   |
| Belleville 16 | 782               | 57           | 0                    | 57                 | 7.29%   |
| Belleville 17 | 646               | 48           | 0                    | 48                 | 7.43%   |
| Belleville 18 | 616               | 34           | 0                    | 34                 | 5.52%   |
| Belleville 19 | 689               | 31           | 0                    | 31                 | 4.50%   |
| Belleville 20 | 754               | 47           | 0                    | 47                 | 6.23%   |
| Belleville 21 | 708               | 58           | 0                    | 58                 | 8.19%   |
| Belleville 22 | 1,185             | 88           | 0                    | 88                 | 7.43%   |
| Belleville 23 | 783               | 53           | 1                    | 54                 | 6.90%   |
| Belleville 24 | 899               | 46           | 0                    | 46                 | 5.12%   |
| Belleville 25 | 692               | 27           | 0                    | 27                 | 3.90%   |
| Belleville 26 | 1,263             | 38           | 0                    | 38                 | 3.01%   |
| Belleville 27 | 594               | 41           | 0                    | 41                 | 6.90%   |
| Belleville 28 | 668               | 59           | 0                    | 59                 | 8.83%   |
| Belleville 29 | 612               | 45           | 0                    | 45                 | 7.35%   |
| Belleville 30 | 523               | 30           | 0                    | 30                 | 5.74%   |
| Belleville 31 | 873               | 44           | 0                    | 44                 | 5.04%   |
| Belleville 32 | 790               | 50           | 0                    | 50                 | 6.33%   |
| Belleville 33 | 718               | 101          | 0                    | 101                | 14.07%  |
| Belleville 34 | 319               | 22           | 0                    | 22                 | 6.90%   |
| Belleville 35 | 1,067             | 68           | 0                    | 68                 | 6.37%   |

**General Primary  
March 18, 2014**  
Thomas Holbrook  
St. Clair County Clerk

**Summary of Votes by Precinct**

|                                      | REGISTERED VOTERS | BALLOTS CAST | FEDERAL BALLOTS CAST | TOTAL BALLOTS CAST | TURNOUT      |
|--------------------------------------|-------------------|--------------|----------------------|--------------------|--------------|
| <b>BELLEVILLE TOWNSHIP TOTALS</b>    | <b>26,190</b>     | <b>1,654</b> | <b>3</b>             | <b>1,657</b>       | <b>6.33%</b> |
| Mascoutah 1                          | 1,077             | 30           | 0                    | 30                 | 2.79%        |
| Mascoutah 2                          | 1,391             | 43           | 0                    | 43                 | 3.09%        |
| Mascoutah 3                          | 1,501             | 30           | 0                    | 30                 | 2.00%        |
| Mascoutah 4                          | 1,183             | 39           | 0                    | 39                 | 3.30%        |
| <b>MASCOUTAH TOWNSHIP TOTALS</b>     | <b>5,152</b>      | <b>142</b>   | <b>0</b>             | <b>142</b>         | <b>2.76%</b> |
| Lebanon 1                            | 1,399             | 71           | 1                    | 72                 | 5.15%        |
| Lebanon 2                            | 677               | 47           | 0                    | 47                 | 6.94%        |
| Lebanon 3                            | 534               | 9            | 0                    | 9                  | 1.69%        |
| <b>LEBANON TOWNSHIP TOTALS</b>       | <b>2,610</b>      | <b>127</b>   | <b>1</b>             | <b>128</b>         | <b>4.90%</b> |
| Shiloh Valley 1                      | 1,433             | 52           | 0                    | 52                 | 3.63%        |
| Shiloh Valley 2                      | 820               | 9            | 0                    | 9                  | 1.10%        |
| Shiloh Valley 3                      | 561               | 11           | 0                    | 11                 | 1.96%        |
| Shiloh Valley 4                      | 592               | 13           | 0                    | 13                 | 2.20%        |
| Shiloh Valley 5                      | 1,481             | 57           | 0                    | 57                 | 3.85%        |
| <b>SHILOH VALLEY TOWNSHIP TOTALS</b> | <b>4,887</b>      | <b>142</b>   | <b>0</b>             | <b>142</b>         | <b>2.91%</b> |
| O Fallon 1                           | 969               | 44           | 1                    | 45                 | 4.64%        |
| O Fallon 2                           | 959               | 45           | 0                    | 45                 | 4.69%        |
| O Fallon 3                           | 640               | 18           | 0                    | 18                 | 2.81%        |
| O Fallon 4                           | 509               | 33           | 0                    | 33                 | 6.48%        |
| O Fallon 5                           | 1,020             | 19           | 0                    | 19                 | 1.86%        |
| O Fallon 6                           | 792               | 31           | 0                    | 31                 | 3.91%        |
| O Fallon 7                           | 1,053             | 33           | 0                    | 33                 | 3.13%        |
| O Fallon 8                           | 1,378             | 35           | 0                    | 35                 | 2.54%        |
| O Fallon 9                           | 929               | 24           | 0                    | 24                 | 2.58%        |
| O Fallon 10                          | 957               | 20           | 0                    | 20                 | 2.09%        |
| O Fallon 11                          | 950               | 30           | 0                    | 30                 | 3.16%        |
| O Fallon 12                          | 1,140             | 35           | 0                    | 35                 | 3.07%        |
| O Fallon 13                          | 1,108             | 46           | 0                    | 46                 | 4.15%        |
| O Fallon 14                          | 805               | 25           | 0                    | 25                 | 3.11%        |
| O Fallon 15                          | 1,081             | 23           | 0                    | 23                 | 2.13%        |
| O Fallon 16                          | 1,013             | 31           | 0                    | 31                 | 3.06%        |



**General Primary**  
**March 18, 2014**  
 Thomas Holbrook  
 St. Clair County Clerk

**Summary of Votes by Precinct**

|                                     | REGISTERED VOTERS | BALLOTS CAST | FEDERAL BALLOTS CAST | TOTAL BALLOTS CAST | TURNOUT      |
|-------------------------------------|-------------------|--------------|----------------------|--------------------|--------------|
| O Fallon 17                         | 753               | 32           | 0                    | 32                 | 4.25%        |
| O Fallon 18                         | 579               | 25           | 0                    | 25                 | 4.32%        |
| <b>O'FALLON TOWNSHIP<br/>TOTALS</b> | <b>16,635</b>     | <b>549</b>   | <b>1</b>             | <b>550</b>         | <b>3.31%</b> |
| St Clair 1                          | 548               | 16           | 0                    | 16                 | 2.92%        |
| St Clair 2                          | 690               | 28           | 0                    | 28                 | 4.06%        |
| St Clair 3                          | 641               | 37           | 0                    | 37                 | 5.77%        |
| St Clair 4                          | 356               | 20           | 1                    | 21                 | 5.90%        |
| St Clair 5                          | 614               | 47           | 0                    | 47                 | 7.65%        |
| St Clair 6                          | 671               | 21           | 0                    | 21                 | 3.13%        |
| St Clair 7                          | 469               | 22           | 0                    | 22                 | 4.69%        |
| St Clair 8                          | 1,026             | 62           | 0                    | 62                 | 6.04%        |
| St Clair 9                          | 897               | 53           | 0                    | 53                 | 5.91%        |
| St Clair 10                         | 441               | 21           | 0                    | 21                 | 4.76%        |
| St Clair 11                         | 516               | 19           | 0                    | 19                 | 3.68%        |
| St Clair 12                         | 1,030             | 29           | 0                    | 29                 | 2.82%        |
| St Clair 13                         | 741               | 52           | 0                    | 52                 | 7.02%        |
| St Clair 14                         | 662               | 19           | 0                    | 19                 | 2.87%        |
| St Clair 15                         | 1,114             | 60           | 1                    | 61                 | 5.48%        |
| St Clair 16                         | 962               | 51           | 0                    | 51                 | 5.30%        |
| St Clair 17                         | 405               | 19           | 0                    | 19                 | 4.69%        |
| St Clair 18                         | 595               | 19           | 0                    | 19                 | 3.19%        |
| St Clair 19                         | 548               | 27           | 0                    | 27                 | 4.93%        |
| St Clair 20                         | 729               | 50           | 0                    | 50                 | 6.86%        |
| St Clair 21                         | 613               | 30           | 0                    | 30                 | 4.89%        |
| St Clair 22                         | 486               | 18           | 0                    | 18                 | 3.70%        |
| St Clair 23                         | 1,027             | 48           | 0                    | 48                 | 4.67%        |
| St Clair 24                         | 643               | 20           | 0                    | 20                 | 3.11%        |
| St Clair 25                         | 1,063             | 50           | 0                    | 50                 | 4.70%        |
| St Clair 26                         | 796               | 30           | 0                    | 30                 | 3.77%        |
| St Clair 27                         | 805               | 28           | 0                    | 28                 | 3.48%        |
| St Clair 28                         | 875               | 59           | 0                    | 59                 | 6.74%        |
| St Clair 29                         | 788               | 30           | 0                    | 30                 | 3.81%        |
| St Clair 30                         | 675               | 53           | 0                    | 53                 | 7.85%        |
| St Clair 31                         | 754               | 28           | 0                    | 28                 | 3.71%        |

**General Primary  
March 18, 2014**  
Thomas Holbrook  
St. Clair County Clerk

**Summary of Votes by Precinct**

|                                       | REGISTERED VOTERS | BALLOTS CAST | FEDERAL BALLOTS CAST | TOTAL BALLOTS CAST | TURNOUT      |
|---------------------------------------|-------------------|--------------|----------------------|--------------------|--------------|
| St Clair 32                           | 530               | 11           | 0                    | 11                 | 2.08%        |
| St Clair 33                           | 750               | 33           | 0                    | 33                 | 4.40%        |
| <b>ST. CLAIR TOWNSHIP<br/>TOTALS</b>  | <b>23,460</b>     | <b>1,110</b> | <b>2</b>             | <b>1,112</b>       | <b>4.74%</b> |
| Caseyville 1                          | 951               | 75           | 0                    | 75                 | 7.89%        |
| Caseyville 2                          | 1,063             | 49           | 0                    | 49                 | 4.61%        |
| Caseyville 3                          | 656               | 119          | 0                    | 119                | 18.14%       |
| Caseyville 4                          | 732               | 126          | 0                    | 126                | 17.21%       |
| Caseyville 5                          | 1,518             | 88           | 0                    | 88                 | 5.80%        |
| Caseyville 6                          | 552               | 38           | 0                    | 38                 | 6.88%        |
| Caseyville 7                          | 643               | 69           | 0                    | 69                 | 10.73%       |
| Caseyville 8                          | 828               | 154          | 0                    | 154                | 18.60%       |
| Caseyville 9                          | 1,019             | 119          | 0                    | 119                | 11.68%       |
| Caseyville 10                         | 536               | 22           | 0                    | 22                 | 4.10%        |
| Caseyville 11                         | 639               | 51           | 0                    | 51                 | 7.98%        |
| Caseyville 12                         | 1,549             | 46           | 0                    | 46                 | 2.97%        |
| Caseyville 13                         | 796               | 67           | 0                    | 67                 | 8.42%        |
| Caseyville 14                         | 603               | 84           | 0                    | 84                 | 13.93%       |
| Caseyville 15                         | 464               | 84           | 0                    | 84                 | 18.10%       |
| Caseyville 16                         | 393               | 29           | 0                    | 29                 | 7.38%        |
| Caseyville 17                         | 308               | 24           | 0                    | 24                 | 7.79%        |
| Caseyville 18                         | 450               | 48           | 0                    | 48                 | 10.67%       |
| Caseyville 19                         | 522               | 117          | 0                    | 117                | 22.41%       |
| Caseyville 20                         | 487               | 87           | 1                    | 88                 | 18.07%       |
| Caseyville 21                         | 732               | 24           | 0                    | 24                 | 3.28%        |
| Caseyville 22                         | 490               | 24           | 0                    | 24                 | 4.90%        |
| Caseyville 23                         | 908               | 50           | 0                    | 50                 | 5.51%        |
| Caseyville 24                         | 692               | 37           | 0                    | 37                 | 5.35%        |
| Caseyville 25                         | 845               | 33           | 0                    | 33                 | 3.91%        |
| Caseyville 26                         | 1,425             | 72           | 0                    | 72                 | 5.05%        |
| Caseyville 27                         | 1,198             | 45           | 0                    | 45                 | 3.76%        |
| <b>CASEYVILLE TOWNSHIP<br/>TOTALS</b> | <b>20,999</b>     | <b>1,781</b> | <b>1</b>             | <b>1,782</b>       | <b>8.49%</b> |
| Stookey 1                             | 1,555             | 56           | 0                    | 56                 | 3.60%        |
| Stookey 2                             | 801               | 41           | 0                    | 41                 | 5.12%        |
| Stookey 3                             | 464               | 19           | 0                    | 19                 | 4.09%        |

**General Primary**  
**March 18, 2014**  
 Thomas Holbrook  
 St. Clair County Clerk

**Summary of Votes by Precinct**

|                                | REGISTERED VOTERS | BALLOTS CAST | FEDERAL BALLOTS CAST | TOTAL BALLOTS CAST | TURNOUT      |
|--------------------------------|-------------------|--------------|----------------------|--------------------|--------------|
| Stookey 4                      | 617               | 46           | 0                    | 46                 | 7.46%        |
| Stookey 5                      | 341               | 23           | 0                    | 23                 | 6.74%        |
| Stookey 6                      | 929               | 54           | 0                    | 54                 | 5.81%        |
| Stookey 7                      | 620               | 30           | 0                    | 30                 | 4.84%        |
| Stookey 8                      | 428               | 28           | 0                    | 28                 | 6.54%        |
| Stookey 9                      | 832               | 67           | 0                    | 67                 | 8.05%        |
| Stookey 10                     | 701               | 48           | 0                    | 48                 | 6.85%        |
| <b>STOOKEY TOWNSHIP TOTALS</b> | <b>7,288</b>      | <b>412</b>   | <b>0</b>             | <b>412</b>         | <b>5.65%</b> |
| Centreville 1                  | 621               | 43           | 0                    | 43                 | 6.92%        |
| Centreville 2                  | 492               | 193          | 0                    | 193                | 39.23%       |
| Centreville 3                  | 459               | 47           | 0                    | 47                 | 10.24%       |
| Centreville 4                  | 762               | 62           | 0                    | 62                 | 8.14%        |
| Centreville 5                  | 323               | 43           | 0                    | 43                 | 13.31%       |
| Centreville 6                  | 468               | 49           | 0                    | 49                 | 10.47%       |
| Centreville 7                  | 252               | 101          | 4                    | 105                | 41.67%       |
| Centreville 8                  | 455               | 50           | 1                    | 51                 | 11.21%       |
| Centreville 9                  | 631               | 56           | 0                    | 56                 | 8.87%        |
| Centreville 10                 | 407               | 31           | 0                    | 31                 | 7.62%        |
| Centreville 11                 | 269               | 36           | 3                    | 39                 | 14.50%       |
| Centreville 12                 | 1,033             | 80           | 2                    | 82                 | 7.94%        |
| Centreville 13                 | 867               | 122          | 0                    | 122                | 14.07%       |
| Centreville 14                 | 668               | 35           | 0                    | 35                 | 5.24%        |
| Centreville 15                 | 645               | 108          | 0                    | 108                | 16.74%       |
| Centreville 16                 | 553               | 24           | 0                    | 24                 | 4.34%        |
| Centreville 17                 | 335               | 30           | 1                    | 31                 | 9.25%        |
| Centreville 18                 | 716               | 53           | 0                    | 53                 | 7.40%        |
| Centreville 19                 | 597               | 78           | 0                    | 78                 | 13.07%       |
| Centreville 20                 | 762               | 58           | 0                    | 58                 | 7.61%        |
| Centreville 21                 | 424               | 13           | 0                    | 13                 | 3.07%        |
| Centreville 22                 | 453               | 25           | 1                    | 26                 | 5.74%        |
| Centreville 23                 | 616               | 198          | 0                    | 198                | 32.14%       |
| Centreville 24                 | 826               | 52           | 0                    | 52                 | 6.30%        |
| Centreville 25                 | 961               | 200          | 0                    | 200                | 20.81%       |
| Centreville 26                 | 651               | 214          | 1                    | 215                | 33.03%       |

**General Primary  
March 18, 2014**  
Thomas Holbrook  
St. Clair County Clerk

**Summary of Votes by Precinct**

|                                     | REGISTERED VOTERS | BALLOTS CAST | FEDERAL BALLOTS CAST | TOTAL BALLOTS CAST | TURNOUT       |
|-------------------------------------|-------------------|--------------|----------------------|--------------------|---------------|
| Centreville 27                      | 533               | 276          | 2                    | 278                | 52.16%        |
| <b>CENTREVILLE TOWNSHIP TOTALS</b>  | <b>15,779</b>     | <b>2,277</b> | <b>15</b>            | <b>2,292</b>       | <b>14.53%</b> |
| Canteen 1                           | 607               | 292          | 0                    | 292                | 48.11%        |
| Canteen 2                           | 618               | 159          | 0                    | 159                | 25.73%        |
| Canteen 3                           | 171               | 66           | 0                    | 66                 | 38.60%        |
| Canteen 4                           | 234               | 97           | 1                    | 98                 | 41.88%        |
| Canteen 5                           | 343               | 202          | 3                    | 205                | 59.77%        |
| Canteen 6                           | 294               | 109          | 0                    | 109                | 37.07%        |
| Canteen 7                           | 445               | 94           | 0                    | 94                 | 21.12%        |
| Canteen 8                           | 263               | 38           | 0                    | 38                 | 14.45%        |
| Canteen 9                           | 452               | 86           | 7                    | 93                 | 20.58%        |
| Canteen 10                          | 376               | 111          | 0                    | 111                | 29.52%        |
| Canteen 11                          | 146               | 38           | 0                    | 38                 | 26.03%        |
| Canteen 12                          | 416               | 127          | 0                    | 127                | 30.53%        |
| Canteen 13                          | 496               | 92           | 1                    | 93                 | 18.75%        |
| Canteen 14                          | 184               | 21           | 0                    | 21                 | 11.41%        |
| <b>CANTEEN TOWNSHIP TOTALS</b>      | <b>5,045</b>      | <b>1,532</b> | <b>12</b>            | <b>1,544</b>       | <b>30.60%</b> |
| Sugar Loaf 1                        | 1,181             | 64           | 0                    | 64                 | 5.42%         |
| Sugar Loaf 2                        | 675               | 46           | 0                    | 46                 | 6.81%         |
| Sugar Loaf 3                        | 554               | 47           | 0                    | 47                 | 8.48%         |
| Sugar Loaf 4                        | 763               | 52           | 0                    | 52                 | 6.82%         |
| Sugar Loaf 5                        | 822               | 60           | 0                    | 60                 | 7.30%         |
| Sugar Loaf 6                        | 757               | 40           | 1                    | 41                 | 5.42%         |
| <b>SUGAR LOAF TOWNSHIP TOTALS</b>   | <b>4,752</b>      | <b>309</b>   | <b>1</b>             | <b>310</b>         | <b>6.52%</b>  |
| Stites 1                            | 499               | 84           | 0                    | 84                 | 16.83%        |
| <b>STITES TOWNSHIP TOTALS</b>       | <b>499</b>        | <b>84</b>    | <b>0</b>             | <b>84</b>          | <b>16.83%</b> |
| Engelmann 1                         | 546               | 19           | 0                    | 19                 | 3.48%         |
| <b>ENGELMANN TOWNSHIP TOTALS</b>    | <b>546</b>        | <b>19</b>    | <b>0</b>             | <b>19</b>          | <b>3.48%</b>  |
| Fayetteville 1                      | 450               | 30           | 0                    | 30                 | 6.67%         |
| Fayetteville 2                      | 709               | 29           | 0                    | 29                 | 4.09%         |
| <b>FAYETTEVILLE TOWNSHIP TOTALS</b> | <b>1,159</b>      | <b>59</b>    | <b>0</b>             | <b>59</b>          | <b>5.09%</b>  |

General Primary  
 March 18, 2014  
 Thomas Holbrook  
 St. Clair County Clerk

Summary of Votes by Precinct

|  | REGISTERED VOTERS | BALLOTS CAST  | FEDERAL BALLOTS CAST | TOTAL BALLOTS CAST | TURNOUT      |
|--|-------------------|---------------|----------------------|--------------------|--------------|
| Marissa 1                              | 495               | 20            | 0                    | 20                 | 4.04%        |
| Marissa 2                              | 551               | 33            | 0                    | 33                 | 5.99%        |
| Marissa 3                              | 572               | 25            | 0                    | 25                 | 4.37%        |
| <b>MARISSA TOWNSHIP TOTALS</b>         | <b>1,618</b>      | <b>78</b>     | <b>0</b>             | <b>78</b>          | <b>4.82%</b> |
| Freeburg 1                             | 1,223             | 50            | 0                    | 50                 | 4.09%        |
| Freeburg 2                             | 1,164             | 47            | 0                    | 47                 | 4.04%        |
| Freeburg 3                             | 1,120             | 72            | 0                    | 72                 | 6.43%        |
| <b>FREEBURG TOWNSHIP TOTALS</b>        | <b>3,507</b>      | <b>169</b>    | <b>0</b>             | <b>169</b>         | <b>4.82%</b> |
| New Athens 1                           | 871               | 30            | 0                    | 30                 | 3.44%        |
| New Athens 2                           | 862               | 30            | 0                    | 30                 | 3.48%        |
| <b>NEW ATHENS TOWNSHIP TOTALS</b>      | <b>1,733</b>      | <b>60</b>     | <b>0</b>             | <b>60</b>          | <b>3.46%</b> |
| Lenzburg 1                             | 672               | 44            | 0                    | 44                 | 6.55%        |
| <b>LENZBURG TOWNSHIP TOTALS</b>        | <b>672</b>        | <b>44</b>     | <b>0</b>             | <b>44</b>          | <b>6.55%</b> |
| Prairie Du Long 1                      | 799               | 28            | 0                    | 28                 | 3.50%        |
| Prairie Du Long 2                      | 962               | 58            | 0                    | 58                 | 6.03%        |
| <b>PRAIRIE DU LONG TOWNSHIP TOTALS</b> | <b>1,761</b>      | <b>86</b>     | <b>0</b>             | <b>86</b>          | <b>4.88%</b> |
| Smithton 1                             | 1,274             | 108           | 0                    | 108                | 8.48%        |
| Smithton 2                             | 791               | 65            | 0                    | 65                 | 8.22%        |
| Smithton 3                             | 1,044             | 42            | 0                    | 42                 | 4.02%        |
| <b>SMITHTON TOWNSHIP TOTALS</b>        | <b>3,109</b>      | <b>215</b>    | <b>0</b>             | <b>215</b>         | <b>6.92%</b> |
| Millstadt 1                            | 1,047             | 50            | 0                    | 50                 | 4.78%        |
| Millstadt 2                            | 1,404             | 62            | 0                    | 62                 | 4.42%        |
| Millstadt 3                            | 559               | 35            | 0                    | 35                 | 6.26%        |
| Millstadt 4                            | 848               | 38            | 0                    | 38                 | 4.48%        |
| Millstadt 5                            | 925               | 46            | 0                    | 46                 | 4.97%        |
| <b>MILLSTADT TOWNSHIP TOTALS</b>       | <b>4,783</b>      | <b>231</b>    | <b>0</b>             | <b>231</b>         | <b>4.83%</b> |
| <b>ST. CLAIR TOTALS</b>                | <b>152,184</b>    | <b>11,080</b> | <b>36</b>            | <b>11,116</b>      | <b>7.30%</b> |
| Precinct 01                            | 1,382             | 429           | 1                    | 430                | 31.11%       |
| Precinct 02                            | 828               | 253           | 0                    | 253                | 30.56%       |
| Precinct 03                            | 704               | 147           | 0                    | 147                | 20.88%       |

**General Primary  
March 18, 2014**  
Thomas Holbrook  
St. Clair County Clerk

**Summary of Votes by Precinct**

|  | REGISTERED VOTERS | BALLOTS CAST  | FEDERAL BALLOTS CAST | TOTAL BALLOTS CAST | TURNOUT       |
|--|-------------------|---------------|----------------------|--------------------|---------------|
| Precinct 04                            | 893               | 199           | 0                    | 199                | 22.28%        |
| Precinct 05                            | 737               | 139           | 0                    | 139                | 18.86%        |
| Precinct 06                            | 559               | 160           | 1                    | 161                | 28.80%        |
| Precinct 07                            | 496               | 117           | 0                    | 117                | 23.59%        |
| Precinct 08                            | 505               | 112           | 0                    | 112                | 22.18%        |
| Precinct 09                            | 668               | 96            | 0                    | 96                 | 14.37%        |
| Precinct 10                            | 625               | 194           | 0                    | 194                | 31.04%        |
| Precinct 11                            | 728               | 210           | 0                    | 210                | 28.85%        |
| Precinct 12                            | 1,029             | 274           | 0                    | 274                | 26.63%        |
| Precinct 13                            | 1,143             | 231           | 0                    | 231                | 20.21%        |
| Precinct 14                            | 796               | 171           | 0                    | 171                | 21.48%        |
| Precinct 15                            | 803               | 275           | 0                    | 275                | 34.25%        |
| Precinct 16                            | 765               | 235           | 0                    | 235                | 30.72%        |
| Precinct 17                            | 934               | 127           | 0                    | 127                | 13.60%        |
| Precinct 18                            | 467               | 141           | 1                    | 142                | 30.41%        |
| Precinct 19                            | 737               | 188           | 0                    | 188                | 25.51%        |
| Precinct 20                            | 797               | 174           | 0                    | 174                | 21.83%        |
| Precinct 21                            | 824               | 192           | 0                    | 192                | 23.30%        |
| Precinct 22                            | 427               | 207           | 0                    | 207                | 48.48%        |
| Precinct 23                            | 885               | 125           | 0                    | 125                | 14.12%        |
| Precinct 24                            | 416               | 113           | 0                    | 113                | 27.16%        |
| Precinct 25                            | 830               | 394           | 0                    | 394                | 47.47%        |
| <b>CITY OF E. ST. LOUIS<br/>TOTALS</b> | <b>18,978</b>     | <b>4,903</b>  | <b>3</b>             | <b>4,906</b>       | <b>25.85%</b> |
| <b>TOTALS</b>                          | <b>171,162</b>    | <b>15,983</b> | <b>39</b>            | <b>16,022</b>      | <b>9.36%</b>  |

General Primary  
March 18, 2014  
Official Democratic Canvass  
St. Clair County, Illinois



Federal

Dated: Tuesday, April 8, 2014

Issued by:

A handwritten signature in black ink that reads "Thomas Holbrook". The signature is written in a cursive style with a large, sweeping initial "T".

Thomas Holbrook  
St. Clair County Clerk

**General Primary**  
**March 18, 2014**  
 Thomas Holbrook  
 St. Clair County Clerk

**Federal**  
 For United States Senator  
 (Vote for ONE)

|               | REGISTERED VOTERS | BALLOTS CAST | FEDERAL BALLOTS CAST | TOTAL BALLOTS CAST | TURNOUT | RICHARD J. DURBIN |
|---------------|-------------------|--------------|----------------------|--------------------|---------|-------------------|
| Belleville 1  | 566               | 34           | 1                    | 35                 | 6.18%   | 31                |
| Belleville 2  | 1,103             | 30           | 1                    | 31                 | 2.81%   | 26                |
| Belleville 3  | 822               | 58           | 0                    | 58                 | 7.06%   | 46                |
| Belleville 4  | 730               | 47           | 0                    | 47                 | 6.44%   | 42                |
| Belleville 5  | 798               | 72           | 0                    | 72                 | 9.02%   | 62                |
| Belleville 6  | 734               | 46           | 0                    | 46                 | 6.27%   | 42                |
| Belleville 7  | 753               | 57           | 0                    | 57                 | 7.57%   | 44                |
| Belleville 8  | 596               | 33           | 0                    | 33                 | 5.54%   | 27                |
| Belleville 9  | 566               | 33           | 0                    | 33                 | 5.83%   | 29                |
| Belleville 10 | 586               | 29           | 0                    | 29                 | 4.95%   | 24                |
| Belleville 11 | 576               | 33           | 0                    | 33                 | 5.73%   | 27                |
| Belleville 12 | 745               | 41           | 0                    | 41                 | 5.50%   | 38                |
| Belleville 13 | 914               | 65           | 0                    | 65                 | 7.11%   | 49                |
| Belleville 14 | 881               | 38           | 0                    | 38                 | 4.31%   | 30                |
| Belleville 15 | 639               | 51           | 0                    | 51                 | 7.98%   | 46                |
| Belleville 16 | 782               | 57           | 0                    | 57                 | 7.29%   | 52                |
| Belleville 17 | 646               | 48           | 0                    | 48                 | 7.43%   | 37                |
| Belleville 18 | 616               | 34           | 0                    | 34                 | 5.52%   | 25                |
| Belleville 19 | 689               | 31           | 0                    | 31                 | 4.50%   | 25                |
| Belleville 20 | 754               | 47           | 0                    | 47                 | 6.23%   | 42                |
| Belleville 21 | 708               | 58           | 0                    | 58                 | 8.19%   | 49                |
| Belleville 22 | 1,185             | 88           | 0                    | 88                 | 7.43%   | 68                |
| Belleville 23 | 783               | 53           | 1                    | 54                 | 6.90%   | 45                |
| Belleville 24 | 899               | 46           | 0                    | 46                 | 5.12%   | 41                |
| Belleville 25 | 692               | 27           | 0                    | 27                 | 3.90%   | 23                |
| Belleville 26 | 1,263             | 38           | 0                    | 38                 | 3.01%   | 33                |
| Belleville 27 | 594               | 41           | 0                    | 41                 | 6.90%   | 35                |
| Belleville 28 | 668               | 59           | 0                    | 59                 | 8.83%   | 51                |
| Belleville 29 | 612               | 45           | 0                    | 45                 | 7.35%   | 38                |
| Belleville 30 | 523               | 30           | 0                    | 30                 | 5.74%   | 24                |
| Belleville 31 | 873               | 44           | 0                    | 44                 | 5.04%   | 39                |
| Belleville 32 | 790               | 50           | 0                    | 50                 | 6.33%   | 38                |
| Belleville 33 | 718               | 101          | 0                    | 101                | 14.07%  | 82                |
| Belleville 34 | 319               | 22           | 0                    | 22                 | 6.90%   | 21                |
| Belleville 35 | 1,067             | 68           | 0                    | 68                 | 6.37%   | 50                |



**General Primary**  
**March 18, 2014**  
 Thomas Holbrook  
 St. Clair County Clerk

**Federal**  
 For United States Senator  
 (Vote for ONE)

|                                      | REGISTERED VOTERS | BALLOTS CAST | FEDERAL BALLOTS CAST | TOTAL BALLOTS CAST | TURNOUT      | RICHARD J. DURBIN |
|--------------------------------------|-------------------|--------------|----------------------|--------------------|--------------|-------------------|
| <b>BELLEVILLE TOWNSHIP TOTALS</b>    | <b>26,190</b>     | <b>1,654</b> | <b>3</b>             | <b>1,657</b>       | <b>6.33%</b> | <b>1,381</b>      |
| Mascoutah 1                          | 1,077             | 30           | 0                    | 30                 | 2.79%        | 23                |
| Mascoutah 2                          | 1,391             | 43           | 0                    | 43                 | 3.09%        | 37                |
| Mascoutah 3                          | 1,501             | 30           | 0                    | 30                 | 2.00%        | 26                |
| Mascoutah 4                          | 1,183             | 39           | 0                    | 39                 | 3.30%        | 33                |
| <b>MASCOUTAH TOWNSHIP TOTALS</b>     | <b>5,152</b>      | <b>142</b>   | <b>0</b>             | <b>142</b>         | <b>2.76%</b> | <b>119</b>        |
| Lebanon 1                            | 1,399             | 71           | 1                    | 72                 | 5.15%        | 65                |
| Lebanon 2                            | 677               | 47           | 0                    | 47                 | 6.94%        | 43                |
| Lebanon 3                            | 534               | 9            | 0                    | 9                  | 1.69%        | 8                 |
| <b>LEBANON TOWNSHIP TOTALS</b>       | <b>2,610</b>      | <b>127</b>   | <b>1</b>             | <b>128</b>         | <b>4.90%</b> | <b>116</b>        |
| Shiloh Valley 1                      | 1,433             | 52           | 0                    | 52                 | 3.63%        | 47                |
| Shiloh Valley 2                      | 820               | 9            | 0                    | 9                  | 1.10%        | 7                 |
| Shiloh Valley 3                      | 561               | 11           | 0                    | 11                 | 1.96%        | 11                |
| Shiloh Valley 4                      | 592               | 13           | 0                    | 13                 | 2.20%        | 12                |
| Shiloh Valley 5                      | 1,481             | 57           | 0                    | 57                 | 3.85%        | 45                |
| <b>SHILOH VALLEY TOWNSHIP TOTALS</b> | <b>4,887</b>      | <b>142</b>   | <b>0</b>             | <b>142</b>         | <b>2.91%</b> | <b>122</b>        |
| O Fallon 1                           | 969               | 44           | 1                    | 45                 | 4.64%        | 39                |
| O Fallon 2                           | 959               | 45           | 0                    | 45                 | 4.69%        | 41                |
| O Fallon 3                           | 640               | 18           | 0                    | 18                 | 2.81%        | 14                |
| O Fallon 4                           | 509               | 33           | 0                    | 33                 | 6.48%        | 29                |
| O Fallon 5                           | 1,020             | 19           | 0                    | 19                 | 1.86%        | 18                |
| O Fallon 6                           | 792               | 31           | 0                    | 31                 | 3.91%        | 23                |
| O Fallon 7                           | 1,053             | 33           | 0                    | 33                 | 3.13%        | 30                |
| O Fallon 8                           | 1,378             | 35           | 0                    | 35                 | 2.54%        | 30                |
| O Fallon 9                           | 929               | 24           | 0                    | 24                 | 2.58%        | 19                |
| O Fallon 10                          | 957               | 20           | 0                    | 20                 | 2.09%        | 19                |
| O Fallon 11                          | 950               | 30           | 0                    | 30                 | 3.16%        | 25                |
| O Fallon 12                          | 1,140             | 35           | 0                    | 35                 | 3.07%        | 32                |
| O Fallon 13                          | 1,108             | 46           | 0                    | 46                 | 4.15%        | 43                |
| O Fallon 14                          | 805               | 25           | 0                    | 25                 | 3.11%        | 18                |
| O Fallon 15                          | 1,081             | 23           | 0                    | 23                 | 2.13%        | 17                |
| O Fallon 16                          | 1,013             | 31           | 0                    | 31                 | 3.06%        | 26                |

**General Primary**  
**March 18, 2014**  
 Thomas Holbrook  
 St. Clair County Clerk

**Federal**  
 For United States Senator  
 (Vote for ONE)

|                                     | REGISTERED VOTERS | BALLOTS CAST | FEDERAL BALLOTS CAST | TOTAL BALLOTS CAST | TURNOUT      | RICHARD J. DURBIN |
|-------------------------------------|-------------------|--------------|----------------------|--------------------|--------------|-------------------|
| O Fallon 17                         | 753               | 32           | 0                    | 32                 | 4.25%        | 30                |
| O Fallon 18                         | 579               | 25           | 0                    | 25                 | 4.32%        | 21                |
| <b>O'FALLON TOWNSHIP<br/>TOTALS</b> | <b>16,635</b>     | <b>549</b>   | <b>1</b>             | <b>550</b>         | <b>3.31%</b> | <b>474</b>        |
| St Clair 1                          | 548               | 16           | 0                    | 16                 | 2.92%        | 13                |
| St Clair 2                          | 690               | 28           | 0                    | 28                 | 4.06%        | 26                |
| St Clair 3                          | 641               | 37           | 0                    | 37                 | 5.77%        | 33                |
| St Clair 4                          | 356               | 20           | 1                    | 21                 | 5.90%        | 16                |
| St Clair 5                          | 614               | 47           | 0                    | 47                 | 7.65%        | 40                |
| St Clair 6                          | 671               | 21           | 0                    | 21                 | 3.13%        | 19                |
| St Clair 7                          | 469               | 22           | 0                    | 22                 | 4.69%        | 20                |
| St Clair 8                          | 1,026             | 62           | 0                    | 62                 | 6.04%        | 58                |
| St Clair 9                          | 897               | 53           | 0                    | 53                 | 5.91%        | 45                |
| St Clair 10                         | 441               | 21           | 0                    | 21                 | 4.76%        | 15                |
| St Clair 11                         | 516               | 19           | 0                    | 19                 | 3.68%        | 15                |
| St Clair 12                         | 1,030             | 29           | 0                    | 29                 | 2.82%        | 27                |
| St Clair 13                         | 741               | 52           | 0                    | 52                 | 7.02%        | 42                |
| St Clair 14                         | 662               | 19           | 0                    | 19                 | 2.87%        | 19                |
| St Clair 15                         | 1,114             | 60           | 1                    | 61                 | 5.48%        | 48                |
| St Clair 16                         | 962               | 51           | 0                    | 51                 | 5.30%        | 48                |
| St Clair 17                         | 405               | 19           | 0                    | 19                 | 4.69%        | 16                |
| St Clair 18                         | 595               | 19           | 0                    | 19                 | 3.19%        | 17                |
| St Clair 19                         | 548               | 27           | 0                    | 27                 | 4.93%        | 17                |
| St Clair 20                         | 729               | 50           | 0                    | 50                 | 6.86%        | 44                |
| St Clair 21                         | 613               | 30           | 0                    | 30                 | 4.89%        | 25                |
| St Clair 22                         | 486               | 18           | 0                    | 18                 | 3.70%        | 17                |
| St Clair 23                         | 1,027             | 48           | 0                    | 48                 | 4.67%        | 44                |
| St Clair 24                         | 643               | 20           | 0                    | 20                 | 3.11%        | 17                |
| St Clair 25                         | 1,063             | 50           | 0                    | 50                 | 4.70%        | 46                |
| St Clair 26                         | 796               | 30           | 0                    | 30                 | 3.77%        | 25                |
| St Clair 27                         | 805               | 28           | 0                    | 28                 | 3.48%        | 25                |
| St Clair 28                         | 875               | 59           | 0                    | 59                 | 6.74%        | 47                |
| St Clair 29                         | 788               | 30           | 0                    | 30                 | 3.81%        | 23                |
| St Clair 30                         | 675               | 53           | 0                    | 53                 | 7.85%        | 45                |
| St Clair 31                         | 754               | 28           | 0                    | 28                 | 3.71%        | 25                |

**General Primary**  
**March 18, 2014**  
 Thomas Holbrook  
 St. Clair County Clerk

**Federal**  
 For United States Senator  
 (Vote for ONE)

|                                   | REGISTERED VOTERS | BALLOTS CAST | FEDERAL BALLOTS CAST | TOTAL BALLOTS CAST | TURNOUT      | RICHARD J. DURBIN |
|-----------------------------------|-------------------|--------------|----------------------|--------------------|--------------|-------------------|
| St Clair 32                       | 530               | 11           | 0                    | 11                 | 2.08%        | 9                 |
| St Clair 33                       | 750               | 33           | 0                    | 33                 | 4.40%        | 28                |
| <b>ST. CLAIR TOWNSHIP TOTALS</b>  | <b>23,460</b>     | <b>1,110</b> | <b>2</b>             | <b>1,112</b>       | <b>4.74%</b> | <b>954</b>        |
| Caseyville 1                      | 951               | 75           | 0                    | 75                 | 7.89%        | 66                |
| Caseyville 2                      | 1,063             | 49           | 0                    | 49                 | 4.61%        | 39                |
| Caseyville 3                      | 656               | 119          | 0                    | 119                | 18.14%       | 105               |
| Caseyville 4                      | 732               | 126          | 0                    | 126                | 17.21%       | 105               |
| Caseyville 5                      | 1,518             | 88           | 0                    | 88                 | 5.80%        | 68                |
| Caseyville 6                      | 552               | 38           | 0                    | 38                 | 6.88%        | 31                |
| Caseyville 7                      | 643               | 69           | 0                    | 69                 | 10.73%       | 58                |
| Caseyville 8                      | 828               | 154          | 0                    | 154                | 18.60%       | 131               |
| Caseyville 9                      | 1,019             | 119          | 0                    | 119                | 11.68%       | 103               |
| Caseyville 10                     | 536               | 22           | 0                    | 22                 | 4.10%        | 21                |
| Caseyville 11                     | 639               | 51           | 0                    | 51                 | 7.98%        | 44                |
| Caseyville 12                     | 1,549             | 46           | 0                    | 46                 | 2.97%        | 41                |
| Caseyville 13                     | 796               | 67           | 0                    | 67                 | 8.42%        | 60                |
| Caseyville 14                     | 603               | 84           | 0                    | 84                 | 13.93%       | 68                |
| Caseyville 15                     | 464               | 84           | 0                    | 84                 | 18.10%       | 67                |
| Caseyville 16                     | 393               | 29           | 0                    | 29                 | 7.38%        | 27                |
| Caseyville 17                     | 308               | 24           | 0                    | 24                 | 7.79%        | 19                |
| Caseyville 18                     | 450               | 48           | 0                    | 48                 | 10.67%       | 41                |
| Caseyville 19                     | 522               | 117          | 0                    | 117                | 22.41%       | 104               |
| Caseyville 20                     | 487               | 87           | 1                    | 88                 | 18.07%       | 72                |
| Caseyville 21                     | 732               | 24           | 0                    | 24                 | 3.28%        | 22                |
| Caseyville 22                     | 490               | 24           | 0                    | 24                 | 4.90%        | 21                |
| Caseyville 23                     | 908               | 50           | 0                    | 50                 | 5.51%        | 45                |
| Caseyville 24                     | 692               | 37           | 0                    | 37                 | 5.35%        | 31                |
| Caseyville 25                     | 845               | 33           | 0                    | 33                 | 3.91%        | 33                |
| Caseyville 26                     | 1,425             | 72           | 0                    | 72                 | 5.05%        | 63                |
| Caseyville 27                     | 1,198             | 45           | 0                    | 45                 | 3.76%        | 40                |
| <b>CASEYVILLE TOWNSHIP TOTALS</b> | <b>20,999</b>     | <b>1,781</b> | <b>1</b>             | <b>1,782</b>       | <b>8.49%</b> | <b>1,525</b>      |
| Stookey 1                         | 1,555             | 56           | 0                    | 56                 | 3.60%        | 44                |
| Stookey 2                         | 801               | 41           | 0                    | 41                 | 5.12%        | 31                |
| Stookey 3                         | 464               | 19           | 0                    | 19                 | 4.09%        | 12                |

**General Primary**  
**March 18, 2014**  
 Thomas Holbrook  
 St. Clair County Clerk

**Federal**  
 For United States Senator  
 (Vote for ONE)

|                                | REGISTERED VOTERS | BALLOTS CAST | FEDERAL BALLOTS CAST | TOTAL BALLOTS CAST | TURNOUT      | RICHARD J. DURBIN |
|--------------------------------|-------------------|--------------|----------------------|--------------------|--------------|-------------------|
| Stokey 4                       | 617               | 46           | 0                    | 46                 | 7.46%        | 37                |
| Stokey 5                       | 341               | 23           | 0                    | 23                 | 6.74%        | 20                |
| Stokey 6                       | 929               | 54           | 0                    | 54                 | 5.81%        | 49                |
| Stokey 7                       | 620               | 30           | 0                    | 30                 | 4.84%        | 24                |
| Stokey 8                       | 428               | 28           | 0                    | 28                 | 6.54%        | 26                |
| Stokey 9                       | 832               | 67           | 0                    | 67                 | 8.05%        | 56                |
| Stokey 10                      | 701               | 48           | 0                    | 48                 | 6.85%        | 31                |
| <b>STOOKEY TOWNSHIP TOTALS</b> | <b>7,288</b>      | <b>412</b>   | <b>0</b>             | <b>412</b>         | <b>5.65%</b> | <b>330</b>        |
| Centreville 1                  | 621               | 43           | 0                    | 43                 | 6.92%        | 36                |
| Centreville 2                  | 492               | 193          | 0                    | 193                | 39.23%       | 134               |
| Centreville 3                  | 459               | 47           | 0                    | 47                 | 10.24%       | 39                |
| Centreville 4                  | 762               | 62           | 0                    | 62                 | 8.14%        | 59                |
| Centreville 5                  | 323               | 43           | 0                    | 43                 | 13.31%       | 33                |
| Centreville 6                  | 468               | 49           | 0                    | 49                 | 10.47%       | 37                |
| Centreville 7                  | 252               | 101          | 4                    | 105                | 41.67%       | 81                |
| Centreville 8                  | 455               | 50           | 1                    | 51                 | 11.21%       | 46                |
| Centreville 9                  | 631               | 56           | 0                    | 56                 | 8.87%        | 45                |
| Centreville 10                 | 407               | 31           | 0                    | 31                 | 7.62%        | 29                |
| Centreville 11                 | 269               | 36           | 3                    | 39                 | 14.50%       | 35                |
| Centreville 12                 | 1,033             | 80           | 2                    | 82                 | 7.94%        | 69                |
| Centreville 13                 | 867               | 122          | 0                    | 122                | 14.07%       | 102               |
| Centreville 14                 | 668               | 35           | 0                    | 35                 | 5.24%        | 30                |
| Centreville 15                 | 645               | 108          | 0                    | 108                | 16.74%       | 90                |
| Centreville 16                 | 553               | 24           | 0                    | 24                 | 4.34%        | 21                |
| Centreville 17                 | 335               | 30           | 1                    | 31                 | 9.25%        | 28                |
| Centreville 18                 | 716               | 53           | 0                    | 53                 | 7.40%        | 43                |
| Centreville 19                 | 597               | 78           | 0                    | 78                 | 13.07%       | 70                |
| Centreville 20                 | 762               | 58           | 0                    | 58                 | 7.61%        | 51                |
| Centreville 21                 | 424               | 13           | 0                    | 13                 | 3.07%        | 12                |
| Centreville 22                 | 453               | 25           | 1                    | 26                 | 5.74%        | 23                |
| Centreville 23                 | 616               | 198          | 0                    | 198                | 32.14%       | 167               |
| Centreville 24                 | 826               | 52           | 0                    | 52                 | 6.30%        | 40                |
| Centreville 25                 | 961               | 200          | 0                    | 200                | 20.81%       | 161               |
| Centreville 26                 | 651               | 214          | 1                    | 215                | 33.03%       | 173               |

**General Primary**  
**March 18, 2014**  
 Thomas Holbrook  
 St. Clair County Clerk

**Federal**  
 For United States Senator  
 (Vote for ONE)

|                                     | REGISTERED VOTERS | BALLOTS CAST | FEDERAL BALLOTS CAST | TOTAL BALLOTS CAST | TURNOUT       | RICHARD J. DURBIN |
|-------------------------------------|-------------------|--------------|----------------------|--------------------|---------------|-------------------|
| Centreville 27                      | 533               | 276          | 2                    | 278                | 52.16%        | 175               |
| <b>CENTREVILLE TOWNSHIP TOTALS</b>  | <b>15,779</b>     | <b>2,277</b> | <b>15</b>            | <b>2,292</b>       | <b>14.53%</b> | <b>1,829</b>      |
| Canteen 1                           | 607               | 292          | 0                    | 292                | 48.11%        | 231               |
| Canteen 2                           | 618               | 159          | 0                    | 159                | 25.73%        | 135               |
| Canteen 3                           | 171               | 66           | 0                    | 66                 | 38.60%        | 57                |
| Canteen 4                           | 234               | 97           | 1                    | 98                 | 41.88%        | 60                |
| Canteen 5                           | 343               | 202          | 3                    | 205                | 59.77%        | 87                |
| Canteen 6                           | 294               | 109          | 0                    | 109                | 37.07%        | 71                |
| Canteen 7                           | 445               | 94           | 0                    | 94                 | 21.12%        | 65                |
| Canteen 8                           | 263               | 38           | 0                    | 38                 | 14.45%        | 27                |
| Canteen 9                           | 452               | 86           | 7                    | 93                 | 20.58%        | 77                |
| Canteen 10                          | 376               | 111          | 0                    | 111                | 29.52%        | 80                |
| Canteen 11                          | 146               | 38           | 0                    | 38                 | 26.03%        | 24                |
| Canteen 12                          | 416               | 127          | 0                    | 127                | 30.53%        | 92                |
| Canteen 13                          | 496               | 92           | 1                    | 93                 | 18.75%        | 78                |
| Canteen 14                          | 184               | 21           | 0                    | 21                 | 11.41%        | 15                |
| <b>CANTEEN TOWNSHIP TOTALS</b>      | <b>5,045</b>      | <b>1,532</b> | <b>12</b>            | <b>1,544</b>       | <b>30.60%</b> | <b>1,099</b>      |
| Sugar Loaf 1                        | 1,181             | 64           | 0                    | 64                 | 5.42%         | 49                |
| Sugar Loaf 2                        | 675               | 46           | 0                    | 46                 | 6.81%         | 39                |
| Sugar Loaf 3                        | 554               | 47           | 0                    | 47                 | 8.48%         | 38                |
| Sugar Loaf 4                        | 763               | 52           | 0                    | 52                 | 6.82%         | 42                |
| Sugar Loaf 5                        | 822               | 60           | 0                    | 60                 | 7.30%         | 40                |
| Sugar Loaf 6                        | 757               | 40           | 1                    | 41                 | 5.42%         | 27                |
| <b>SUGAR LOAF TOWNSHIP TOTALS</b>   | <b>4,752</b>      | <b>309</b>   | <b>1</b>             | <b>310</b>         | <b>6.52%</b>  | <b>235</b>        |
| Stites 1                            | 499               | 84           | 0                    | 84                 | 16.83%        | 71                |
| <b>STITES TOWNSHIP TOTALS</b>       | <b>499</b>        | <b>84</b>    | <b>0</b>             | <b>84</b>          | <b>16.83%</b> | <b>71</b>         |
| Engelmann 1                         | 546               | 19           | 0                    | 19                 | 3.48%         | 14                |
| <b>ENGELMANN TOWNSHIP TOTALS</b>    | <b>546</b>        | <b>19</b>    | <b>0</b>             | <b>19</b>          | <b>3.48%</b>  | <b>14</b>         |
| Fayetteville 1                      | 450               | 30           | 0                    | 30                 | 6.67%         | 22                |
| Fayetteville 2                      | 709               | 29           | 0                    | 29                 | 4.09%         | 24                |
| <b>FAYETTEVILLE TOWNSHIP TOTALS</b> | <b>1,159</b>      | <b>59</b>    | <b>0</b>             | <b>59</b>          | <b>5.09%</b>  | <b>46</b>         |

**General Primary**  
**March 18, 2014**  
 Thomas Holbrook  
 St. Clair County Clerk

**Federal**  
 For United States Senator  
 (Vote for ONE)

|  | REGISTERED VOTERS | BALLOTS CAST  | FEDERAL BALLOTS CAST | TOTAL BALLOTS CAST | TURNOUT      | RICHARD J. DURBIN |
|--|-------------------|---------------|----------------------|--------------------|--------------|-------------------|
| Marissa 1                              | 495               | 20            | 0                    | 20                 | 4.04%        | 18                |
| Marissa 2                              | 551               | 33            | 0                    | 33                 | 5.99%        | 26                |
| Marissa 3                              | 572               | 25            | 0                    | 25                 | 4.37%        | 17                |
| <b>MARISSA TOWNSHIP TOTALS</b>         | <b>1,618</b>      | <b>78</b>     | <b>0</b>             | <b>78</b>          | <b>4.82%</b> | <b>61</b>         |
| Freeburg 1                             | 1,223             | 50            | 0                    | 50                 | 4.09%        | 39                |
| Freeburg 2                             | 1,164             | 47            | 0                    | 47                 | 4.04%        | 38                |
| Freeburg 3                             | 1,120             | 72            | 0                    | 72                 | 6.43%        | 62                |
| <b>FREEBURG TOWNSHIP TOTALS</b>        | <b>3,507</b>      | <b>169</b>    | <b>0</b>             | <b>169</b>         | <b>4.82%</b> | <b>139</b>        |
| New Athens 1                           | 871               | 30            | 0                    | 30                 | 3.44%        | 25                |
| New Athens 2                           | 862               | 30            | 0                    | 30                 | 3.48%        | 25                |
| <b>NEW ATHENS TOWNSHIP TOTALS</b>      | <b>1,733</b>      | <b>60</b>     | <b>0</b>             | <b>60</b>          | <b>3.46%</b> | <b>50</b>         |
| Lenzburg 1                             | 672               | 44            | 0                    | 44                 | 6.55%        | 37                |
| <b>LENZBURG TOWNSHIP TOTALS</b>        | <b>672</b>        | <b>44</b>     | <b>0</b>             | <b>44</b>          | <b>6.55%</b> | <b>37</b>         |
| Prairie Du Long 1                      | 799               | 28            | 0                    | 28                 | 3.50%        | 23                |
| Prairie Du Long 2                      | 962               | 58            | 0                    | 58                 | 6.03%        | 51                |
| <b>PRAIRIE DU LONG TOWNSHIP TOTALS</b> | <b>1,761</b>      | <b>86</b>     | <b>0</b>             | <b>86</b>          | <b>4.88%</b> | <b>74</b>         |
| Smithton 1                             | 1,274             | 108           | 0                    | 108                | 8.48%        | 84                |
| Smithton 2                             | 791               | 65            | 0                    | 65                 | 8.22%        | 53                |
| Smithton 3                             | 1,044             | 42            | 0                    | 42                 | 4.02%        | 35                |
| <b>SMITHTON TOWNSHIP TOTALS</b>        | <b>3,109</b>      | <b>215</b>    | <b>0</b>             | <b>215</b>         | <b>6.92%</b> | <b>172</b>        |
| Millstadt 1                            | 1,047             | 50            | 0                    | 50                 | 4.78%        | 42                |
| Millstadt 2                            | 1,404             | 62            | 0                    | 62                 | 4.42%        | 41                |
| Millstadt 3                            | 559               | 35            | 0                    | 35                 | 6.26%        | 27                |
| Millstadt 4                            | 848               | 38            | 0                    | 38                 | 4.48%        | 28                |
| Millstadt 5                            | 925               | 46            | 0                    | 46                 | 4.97%        | 33                |
| <b>MILLSTADT TOWNSHIP TOTALS</b>       | <b>4,783</b>      | <b>231</b>    | <b>0</b>             | <b>231</b>         | <b>4.83%</b> | <b>171</b>        |
| <b>ST. CLAIR TOTALS</b>                | <b>152,184</b>    | <b>11,080</b> | <b>36</b>            | <b>11,116</b>      | <b>7.30%</b> | <b>9,019</b>      |
| Precinct 01                            | 1,382             | 429           | 1                    | 430                | 31.11%       | 191               |
| Precinct 02                            | 828               | 253           | 0                    | 253                | 30.56%       | 222               |
| Precinct 03                            | 704               | 147           | 0                    | 147                | 20.88%       | 102               |

**General Primary**  
**March 18, 2014**  
 Thomas Holbrook  
 St. Clair County Clerk

**Federal**  
 For United States Senator  
 (Vote for ONE)

|  | REGISTERED VOTERS | BALLOTS CAST  | FEDERAL BALLOTS CAST | TOTAL BALLOTS CAST | TURNOUT       | RICHARD J. DURBIN |
|--|-------------------|---------------|----------------------|--------------------|---------------|-------------------|
| Precinct 04                            | 893               | 199           | 0                    | 199                | 22.28%        | 141               |
| Precinct 05                            | 737               | 139           | 0                    | 139                | 18.86%        | 120               |
| Precinct 06                            | 559               | 160           | 1                    | 161                | 28.80%        | 131               |
| Precinct 07                            | 496               | 117           | 0                    | 117                | 23.59%        | 101               |
| Precinct 08                            | 505               | 112           | 0                    | 112                | 22.18%        | 83                |
| Precinct 09                            | 668               | 96            | 0                    | 96                 | 14.37%        | 80                |
| Precinct 10                            | 625               | 194           | 0                    | 194                | 31.04%        | 86                |
| Precinct 11                            | 728               | 210           | 0                    | 210                | 28.85%        | 102               |
| Precinct 12                            | 1,029             | 274           | 0                    | 274                | 26.63%        | 192               |
| Precinct 13                            | 1,143             | 231           | 0                    | 231                | 20.21%        | 175               |
| Precinct 14                            | 796               | 171           | 0                    | 171                | 21.48%        | 141               |
| Precinct 15                            | 803               | 275           | 0                    | 275                | 34.25%        | 195               |
| Precinct 16                            | 765               | 235           | 0                    | 235                | 30.72%        | 179               |
| Precinct 17                            | 934               | 127           | 0                    | 127                | 13.60%        | 104               |
| Precinct 18                            | 467               | 141           | 1                    | 142                | 30.41%        | 115               |
| Precinct 19                            | 737               | 188           | 0                    | 188                | 25.51%        | 164               |
| Precinct 20                            | 797               | 174           | 0                    | 174                | 21.83%        | 124               |
| Precinct 21                            | 824               | 192           | 0                    | 192                | 23.30%        | 144               |
| Precinct 22                            | 427               | 207           | 0                    | 207                | 48.48%        | 183               |
| Precinct 23                            | 885               | 125           | 0                    | 125                | 14.12%        | 108               |
| Precinct 24                            | 416               | 113           | 0                    | 113                | 27.16%        | 100               |
| Precinct 25                            | 830               | 394           | 0                    | 394                | 47.47%        | 199               |
| <b>CITY OF E. ST. LOUIS<br/>TOTALS</b> | <b>18,978</b>     | <b>4,903</b>  | <b>3</b>             | <b>4,906</b>       | <b>25.85%</b> | <b>3,482</b>      |
| <b>TOTALS</b>                          | <b>171,162</b>    | <b>15,983</b> | <b>39</b>            | <b>16,022</b>      | <b>9.36%</b>  | <b>12,501</b>     |

**CANVASS OF VOTES**  
**in St. Clair County, Illinois at the General Primary on Tuesday, March 18, 2014**

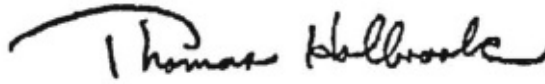
---

STATE OF ILLINOIS  
COUNTY OF ST. CLAIR

**Federal**

I, Thomas Holbrook, St. Clair County Clerk, do hereby certify that the above is a correct copy of the Canvass of votes cast at the General Primary held in St. Clair County on Tuesday, March 18, 2014. This canvass was made by the County Canvassing Board of St. Clair County and is now on file in my office.

Dated: Tuesday, April 8, 2014

A handwritten signature in black ink that reads "Thomas Holbrook". The signature is written in a cursive style with a large, sweeping initial "T".

---

Thomas Holbrook, St. Clair County Clerk



General Primary  
March 18, 2014  
Official Democratic Canvass  
St. Clair County, Illinois



State of Illinois

Dated: Tuesday, April 8, 2014

Issued by:

A handwritten signature in black ink that reads "Thomas Holbrook". The signature is written in a cursive style with a large, sweeping initial "T".

Thomas Holbrook  
St. Clair County Clerk

**General Primary**  
**March 18, 2014**  
 Thomas Holbrook  
 St. Clair County Clerk

**State of Illinois**  
 For Governor And Lieutenant Governor  
 (Vote for ONE)

|               | REGISTERED VOTERS | BALLOTS CAST | TURNOUT | (TIO HARDIMAN<br>(BRUNELL DONALD | (PAT QUINN<br>(PAUL VALLAS |
|---------------|-------------------|--------------|---------|----------------------------------|----------------------------|
| Belleville 1  | 566               | 34           | 6.01%   | 19                               | 12                         |
| Belleville 2  | 1,103             | 30           | 2.72%   | 16                               | 13                         |
| Belleville 3  | 822               | 58           | 7.06%   | 20                               | 27                         |
| Belleville 4  | 730               | 47           | 6.44%   | 21                               | 22                         |
| Belleville 5  | 798               | 72           | 9.02%   | 21                               | 41                         |
| Belleville 6  | 734               | 46           | 6.27%   | 15                               | 26                         |
| Belleville 7  | 753               | 57           | 7.57%   | 29                               | 23                         |
| Belleville 8  | 596               | 33           | 5.54%   | 15                               | 15                         |
| Belleville 9  | 566               | 33           | 5.83%   | 13                               | 18                         |
| Belleville 10 | 586               | 29           | 4.95%   | 9                                | 15                         |
| Belleville 11 | 576               | 33           | 5.73%   | 11                               | 16                         |
| Belleville 12 | 745               | 41           | 5.50%   | 12                               | 27                         |
| Belleville 13 | 914               | 65           | 7.11%   | 33                               | 28                         |
| Belleville 14 | 881               | 38           | 4.31%   | 8                                | 25                         |
| Belleville 15 | 639               | 51           | 7.98%   | 8                                | 38                         |
| Belleville 16 | 782               | 57           | 7.29%   | 22                               | 34                         |
| Belleville 17 | 646               | 48           | 7.43%   | 23                               | 18                         |
| Belleville 18 | 616               | 34           | 5.52%   | 20                               | 10                         |
| Belleville 19 | 689               | 31           | 4.50%   | 14                               | 15                         |
| Belleville 20 | 754               | 47           | 6.23%   | 21                               | 26                         |
| Belleville 21 | 708               | 58           | 8.19%   | 24                               | 30                         |
| Belleville 22 | 1,185             | 88           | 7.43%   | 40                               | 34                         |
| Belleville 23 | 783               | 53           | 6.77%   | 12                               | 33                         |
| Belleville 24 | 899               | 46           | 5.12%   | 17                               | 26                         |
| Belleville 25 | 692               | 27           | 3.90%   | 13                               | 14                         |
| Belleville 26 | 1,263             | 38           | 3.01%   | 16                               | 19                         |
| Belleville 27 | 594               | 41           | 6.90%   | 19                               | 19                         |
| Belleville 28 | 668               | 59           | 8.83%   | 17                               | 36                         |
| Belleville 29 | 612               | 45           | 7.35%   | 15                               | 22                         |
| Belleville 30 | 523               | 30           | 5.74%   | 9                                | 16                         |
| Belleville 31 | 873               | 44           | 5.04%   | 12                               | 27                         |
| Belleville 32 | 790               | 50           | 6.33%   | 23                               | 22                         |
| Belleville 33 | 718               | 101          | 14.07%  | 51                               | 42                         |
| Belleville 34 | 319               | 22           | 6.90%   | 3                                | 15                         |
| Belleville 35 | 1,067             | 68           | 6.37%   | 22                               | 32                         |

**General Primary**  
**March 18, 2014**  
 Thomas Holbrook  
 St. Clair County Clerk

**State of Illinois**  
 For Governor And Lieutenant Governor  
 (Vote for ONE)

|                            | REGISTERED VOTERS | BALLOTS CAST | TURNOUT      | (TIO HARDIMAN<br>(BRUNELL DONALD | (PAT QUINN<br>(PAUL VALLAS |
|----------------------------|-------------------|--------------|--------------|----------------------------------|----------------------------|
| <b>BELLEVILLE TOWNSHIP</b> | <b>26,190</b>     | <b>1,654</b> | <b>6.32%</b> | <b>643</b>                       | <b>836</b>                 |
| <b>TOTALS</b>              |                   |              |              |                                  |                            |
| Mascoutah 1                | 1,077             | 30           | 2.79%        | 19                               | 10                         |
| Mascoutah 2                | 1,391             | 43           | 3.09%        | 14                               | 25                         |
| Mascoutah 3                | 1,501             | 30           | 2.00%        | 16                               | 13                         |
| Mascoutah 4                | 1,183             | 39           | 3.30%        | 19                               | 18                         |
| <b>MASCOUTAH TOWNSHIP</b>  | <b>5,152</b>      | <b>142</b>   | <b>2.76%</b> | <b>68</b>                        | <b>66</b>                  |
| <b>TOTALS</b>              |                   |              |              |                                  |                            |
| Lebanon 1                  | 1,399             | 71           | 5.08%        | 25                               | 43                         |
| Lebanon 2                  | 677               | 47           | 6.94%        | 16                               | 27                         |
| Lebanon 3                  | 534               | 9            | 1.69%        | 3                                | 6                          |
| <b>LEBANON TOWNSHIP</b>    | <b>2,610</b>      | <b>127</b>   | <b>4.87%</b> | <b>44</b>                        | <b>76</b>                  |
| <b>TOTALS</b>              |                   |              |              |                                  |                            |
| Shiloh Valley 1            | 1,433             | 52           | 3.63%        | 18                               | 29                         |
| Shiloh Valley 2            | 820               | 9            | 1.10%        | 2                                | 5                          |
| Shiloh Valley 3            | 561               | 11           | 1.96%        | 3                                | 8                          |
| Shiloh Valley 4            | 592               | 13           | 2.20%        | 4                                | 8                          |
| Shiloh Valley 5            | 1,481             | 57           | 3.85%        | 26                               | 23                         |
| <b>SHILOH VALLEY</b>       | <b>4,887</b>      | <b>142</b>   | <b>2.91%</b> | <b>53</b>                        | <b>73</b>                  |
| <b>TOWNSHIP TOTALS</b>     |                   |              |              |                                  |                            |
| O Fallon 1                 | 969               | 44           | 4.54%        | 16                               | 26                         |
| O Fallon 2                 | 959               | 45           | 4.69%        | 23                               | 20                         |
| O Fallon 3                 | 640               | 18           | 2.81%        | 7                                | 9                          |
| O Fallon 4                 | 509               | 33           | 6.48%        | 10                               | 21                         |
| O Fallon 5                 | 1,020             | 19           | 1.86%        | 5                                | 14                         |
| O Fallon 6                 | 792               | 31           | 3.91%        | 14                               | 17                         |
| O Fallon 7                 | 1,053             | 33           | 3.13%        | 3                                | 26                         |
| O Fallon 8                 | 1,378             | 35           | 2.54%        | 9                                | 25                         |
| O Fallon 9                 | 929               | 24           | 2.58%        | 11                               | 10                         |
| O Fallon 10                | 957               | 20           | 2.09%        | 10                               | 10                         |
| O Fallon 11                | 950               | 30           | 3.16%        | 9                                | 16                         |
| O Fallon 12                | 1,140             | 35           | 3.07%        | 10                               | 24                         |
| O Fallon 13                | 1,108             | 46           | 4.15%        | 16                               | 28                         |
| O Fallon 14                | 805               | 25           | 3.11%        | 7                                | 17                         |
| O Fallon 15                | 1,081             | 23           | 2.13%        | 9                                | 12                         |
| O Fallon 16                | 1,013             | 31           | 3.06%        | 10                               | 19                         |

**General Primary**  
**March 18, 2014**  
 Thomas Holbrook  
 St. Clair County Clerk

**State of Illinois**  
 For Governor And Lieutenant Governor  
 (Vote for ONE)

|                                     | REGISTERED VOTERS | BALLOTS CAST | TURNOUT      | (TIO HARDIMAN<br>(BRUNELL DONALD | (PAT QUINN<br>(PAUL VALLAS |
|-------------------------------------|-------------------|--------------|--------------|----------------------------------|----------------------------|
| O Fallon 17                         | 753               | 32           | 4.25%        | 10                               | 21                         |
| O Fallon 18                         | 579               | 25           | 4.32%        | 10                               | 14                         |
| <b>O'FALLON TOWNSHIP<br/>TOTALS</b> | <b>16,635</b>     | <b>549</b>   | <b>3.30%</b> | <b>189</b>                       | <b>329</b>                 |
| St Clair 1                          | 548               | 16           | 2.92%        | 8                                | 7                          |
| St Clair 2                          | 690               | 28           | 4.06%        | 11                               | 17                         |
| St Clair 3                          | 641               | 37           | 5.77%        | 10                               | 24                         |
| St Clair 4                          | 356               | 20           | 5.62%        | 10                               | 8                          |
| St Clair 5                          | 614               | 47           | 7.65%        | 21                               | 19                         |
| St Clair 6                          | 671               | 21           | 3.13%        | 7                                | 12                         |
| St Clair 7                          | 469               | 22           | 4.69%        | 9                                | 11                         |
| St Clair 8                          | 1,026             | 62           | 6.04%        | 24                               | 34                         |
| St Clair 9                          | 897               | 53           | 5.91%        | 25                               | 23                         |
| St Clair 10                         | 441               | 21           | 4.76%        | 10                               | 10                         |
| St Clair 11                         | 516               | 19           | 3.68%        | 8                                | 8                          |
| St Clair 12                         | 1,030             | 29           | 2.82%        | 12                               | 16                         |
| St Clair 13                         | 741               | 52           | 7.02%        | 20                               | 22                         |
| St Clair 14                         | 662               | 19           | 2.87%        | 4                                | 14                         |
| St Clair 15                         | 1,114             | 60           | 5.39%        | 22                               | 35                         |
| St Clair 16                         | 962               | 51           | 5.30%        | 19                               | 31                         |
| St Clair 17                         | 405               | 19           | 4.69%        | 9                                | 9                          |
| St Clair 18                         | 595               | 19           | 3.19%        | 4                                | 14                         |
| St Clair 19                         | 548               | 27           | 4.93%        | 13                               | 11                         |
| St Clair 20                         | 729               | 50           | 6.86%        | 12                               | 35                         |
| St Clair 21                         | 613               | 30           | 4.89%        | 14                               | 14                         |
| St Clair 22                         | 486               | 18           | 3.70%        | 5                                | 13                         |
| St Clair 23                         | 1,027             | 48           | 4.67%        | 10                               | 34                         |
| St Clair 24                         | 643               | 20           | 3.11%        | 8                                | 12                         |
| St Clair 25                         | 1,063             | 50           | 4.70%        | 13                               | 34                         |
| St Clair 26                         | 796               | 30           | 3.77%        | 12                               | 16                         |
| St Clair 27                         | 805               | 28           | 3.48%        | 5                                | 23                         |
| St Clair 28                         | 875               | 59           | 6.74%        | 21                               | 32                         |
| St Clair 29                         | 788               | 30           | 3.81%        | 12                               | 16                         |
| St Clair 30                         | 675               | 53           | 7.85%        | 16                               | 31                         |
| St Clair 31                         | 754               | 28           | 3.71%        | 10                               | 15                         |

**General Primary**  
**March 18, 2014**  
 Thomas Holbrook  
 St. Clair County Clerk

**State of Illinois**  
 For Governor And Lieutenant Governor  
 (Vote for ONE)

|                                       | REGISTERED VOTERS | BALLOTS CAST | TURNOUT      | (TIO HARDIMAN<br>(BRUNELL DONALD | (PAT QUINN<br>(PAUL VALLAS |
|---------------------------------------|-------------------|--------------|--------------|----------------------------------|----------------------------|
| St Clair 32                           | 530               | 11           | 2.08%        | 2                                | 6                          |
| St Clair 33                           | 750               | 33           | 4.40%        | 10                               | 20                         |
| <b>ST. CLAIR TOWNSHIP<br/>TOTALS</b>  | <b>23,460</b>     | <b>1,110</b> | <b>4.73%</b> | <b>396</b>                       | <b>626</b>                 |
| Caseyville 1                          | 951               | 75           | 7.89%        | 30                               | 44                         |
| Caseyville 2                          | 1,063             | 49           | 4.61%        | 22                               | 20                         |
| Caseyville 3                          | 656               | 119          | 18.14%       | 38                               | 68                         |
| Caseyville 4                          | 732               | 126          | 17.21%       | 40                               | 67                         |
| Caseyville 5                          | 1,518             | 88           | 5.80%        | 34                               | 42                         |
| Caseyville 6                          | 552               | 38           | 6.88%        | 22                               | 15                         |
| Caseyville 7                          | 643               | 69           | 10.73%       | 37                               | 30                         |
| Caseyville 8                          | 828               | 154          | 18.60%       | 63                               | 78                         |
| Caseyville 9                          | 1,019             | 119          | 11.68%       | 52                               | 58                         |
| Caseyville 10                         | 536               | 22           | 4.10%        | 8                                | 11                         |
| Caseyville 11                         | 639               | 51           | 7.98%        | 15                               | 33                         |
| Caseyville 12                         | 1,549             | 46           | 2.97%        | 17                               | 25                         |
| Caseyville 13                         | 796               | 67           | 8.42%        | 28                               | 32                         |
| Caseyville 14                         | 603               | 84           | 13.93%       | 31                               | 42                         |
| Caseyville 15                         | 464               | 84           | 18.10%       | 18                               | 55                         |
| Caseyville 16                         | 393               | 29           | 7.38%        | 7                                | 19                         |
| Caseyville 17                         | 308               | 24           | 7.79%        | 13                               | 7                          |
| Caseyville 18                         | 450               | 48           | 10.67%       | 20                               | 25                         |
| Caseyville 19                         | 522               | 117          | 22.41%       | 36                               | 63                         |
| Caseyville 20                         | 487               | 87           | 17.86%       | 35                               | 41                         |
| Caseyville 21                         | 732               | 24           | 3.28%        | 7                                | 15                         |
| Caseyville 22                         | 490               | 24           | 4.90%        | 7                                | 16                         |
| Caseyville 23                         | 908               | 50           | 5.51%        | 19                               | 29                         |
| Caseyville 24                         | 692               | 37           | 5.35%        | 12                               | 24                         |
| Caseyville 25                         | 845               | 33           | 3.91%        | 6                                | 27                         |
| Caseyville 26                         | 1,425             | 72           | 5.05%        | 25                               | 44                         |
| Caseyville 27                         | 1,198             | 45           | 3.76%        | 17                               | 27                         |
| <b>CASEYVILLE TOWNSHIP<br/>TOTALS</b> | <b>20,999</b>     | <b>1,781</b> | <b>8.48%</b> | <b>659</b>                       | <b>957</b>                 |
| Stookey 1                             | 1,555             | 56           | 3.60%        | 15                               | 32                         |
| Stookey 2                             | 801               | 41           | 5.12%        | 16                               | 20                         |
| Stookey 3                             | 464               | 19           | 4.09%        | 6                                | 7                          |

**General Primary**  
**March 18, 2014**  
 Thomas Holbrook  
 St. Clair County Clerk

**State of Illinois**  
 For Governor And Lieutenant Governor  
 (Vote for ONE)

|                                    | REGISTERED VOTERS | BALLOTS CAST | TURNOUT      | (TIO HARDIMAN<br>(BRUNELL DONALD | (PAT QUINN<br>(PAUL VALLAS |
|------------------------------------|-------------------|--------------|--------------|----------------------------------|----------------------------|
| Stookey 4                          | 617               | 46           | 7.46%        | 11                               | 27                         |
| Stookey 5                          | 341               | 23           | 6.74%        | 8                                | 12                         |
| Stookey 6                          | 929               | 54           | 5.81%        | 16                               | 32                         |
| Stookey 7                          | 620               | 30           | 4.84%        | 10                               | 19                         |
| Stookey 8                          | 428               | 28           | 6.54%        | 11                               | 13                         |
| Stookey 9                          | 832               | 67           | 8.05%        | 12                               | 51                         |
| Stookey 10                         | 701               | 48           | 6.85%        | 15                               | 27                         |
| <b>STOOKEY TOWNSHIP<br/>TOTALS</b> | <b>7,288</b>      | <b>412</b>   | <b>5.65%</b> | <b>120</b>                       | <b>240</b>                 |
| Centreville 1                      | 621               | 43           | 6.92%        | 13                               | 25                         |
| Centreville 2                      | 492               | 193          | 39.23%       | 85                               | 82                         |
| Centreville 3                      | 459               | 47           | 10.24%       | 12                               | 33                         |
| Centreville 4                      | 762               | 62           | 8.14%        | 17                               | 38                         |
| Centreville 5                      | 323               | 43           | 13.31%       | 3                                | 34                         |
| Centreville 6                      | 468               | 49           | 10.47%       | 12                               | 34                         |
| Centreville 7                      | 252               | 101          | 40.08%       | 20                               | 70                         |
| Centreville 8                      | 455               | 50           | 10.99%       | 10                               | 37                         |
| Centreville 9                      | 631               | 56           | 8.87%        | 24                               | 23                         |
| Centreville 10                     | 407               | 31           | 7.62%        | 6                                | 23                         |
| Centreville 11                     | 269               | 36           | 13.38%       | 6                                | 24                         |
| Centreville 12                     | 1,033             | 80           | 7.74%        | 18                               | 57                         |
| Centreville 13                     | 867               | 122          | 14.07%       | 32                               | 77                         |
| Centreville 14                     | 668               | 35           | 5.24%        | 5                                | 26                         |
| Centreville 15                     | 645               | 108          | 16.74%       | 34                               | 66                         |
| Centreville 16                     | 553               | 24           | 4.34%        | 9                                | 14                         |
| Centreville 17                     | 335               | 30           | 8.96%        | 8                                | 22                         |
| Centreville 18                     | 716               | 53           | 7.40%        | 25                               | 23                         |
| Centreville 19                     | 597               | 78           | 13.07%       | 13                               | 59                         |
| Centreville 20                     | 762               | 58           | 7.61%        | 21                               | 32                         |
| Centreville 21                     | 424               | 13           | 3.07%        | 4                                | 8                          |
| Centreville 22                     | 453               | 25           | 5.52%        | 3                                | 22                         |
| Centreville 23                     | 616               | 198          | 32.14%       | 69                               | 111                        |
| Centreville 24                     | 826               | 52           | 6.30%        | 23                               | 25                         |
| Centreville 25                     | 961               | 200          | 20.81%       | 43                               | 133                        |
| Centreville 26                     | 651               | 214          | 32.87%       | 43                               | 136                        |

**General Primary**  
**March 18, 2014**  
 Thomas Holbrook  
 St. Clair County Clerk

**State of Illinois**  
 For Governor And Lieutenant Governor  
 (Vote for ONE)

|   | REGISTERED VOTERS | BALLOTS CAST | TURNOUT       | (TIO HARDIMAN<br>(BRUNELL DONALD | (PAT QUINN<br>(PAUL VALLAS |
|---|-------------------|--------------|---------------|----------------------------------|----------------------------|
| Centreville 27                          | 533               | 276          | 51.78%        | 43                               | 152                        |
| <b>CENTREVILLE<br/>TOWNSHIP TOTALS</b>  | <b>15,779</b>     | <b>2,277</b> | <b>14.43%</b> | <b>601</b>                       | <b>1,386</b>               |
| Canteen 1                               | 607               | 292          | 48.11%        | 78                               | 168                        |
| Canteen 2                               | 618               | 159          | 25.73%        | 43                               | 99                         |
| Canteen 3                               | 171               | 66           | 38.60%        | 12                               | 49                         |
| Canteen 4                               | 234               | 97           | 41.45%        | 35                               | 47                         |
| Canteen 5                               | 343               | 202          | 58.89%        | 27                               | 93                         |
| Canteen 6                               | 294               | 109          | 37.07%        | 12                               | 85                         |
| Canteen 7                               | 445               | 94           | 21.12%        | 17                               | 62                         |
| Canteen 8                               | 263               | 38           | 14.45%        | 13                               | 20                         |
| Canteen 9                               | 452               | 86           | 19.03%        | 34                               | 38                         |
| Canteen 10                              | 376               | 111          | 29.52%        | 26                               | 67                         |
| Canteen 11                              | 146               | 38           | 26.03%        | 5                                | 28                         |
| Canteen 12                              | 416               | 127          | 30.53%        | 47                               | 56                         |
| Canteen 13                              | 496               | 92           | 18.55%        | 37                               | 39                         |
| Canteen 14                              | 184               | 21           | 11.41%        | 4                                | 10                         |
| <b>CANTEEN TOWNSHIP<br/>TOTALS</b>      | <b>5,045</b>      | <b>1,532</b> | <b>30.37%</b> | <b>390</b>                       | <b>861</b>                 |
| Sugar Loaf 1                            | 1,181             | 64           | 5.42%         | 32                               | 24                         |
| Sugar Loaf 2                            | 675               | 46           | 6.81%         | 16                               | 22                         |
| Sugar Loaf 3                            | 554               | 47           | 8.48%         | 15                               | 24                         |
| Sugar Loaf 4                            | 763               | 52           | 6.82%         | 22                               | 25                         |
| Sugar Loaf 5                            | 822               | 60           | 7.30%         | 35                               | 14                         |
| Sugar Loaf 6                            | 757               | 40           | 5.28%         | 12                               | 20                         |
| <b>SUGAR LOAF TOWNSHIP<br/>TOTALS</b>   | <b>4,752</b>      | <b>309</b>   | <b>6.50%</b>  | <b>132</b>                       | <b>129</b>                 |
| Stites 1                                | 499               | 84           | 16.83%        | 18                               | 58                         |
| <b>STITES TOWNSHIP<br/>TOTALS</b>       | <b>499</b>        | <b>84</b>    | <b>16.83%</b> | <b>18</b>                        | <b>58</b>                  |
| Engelmann 1                             | 546               | 19           | 3.48%         | 8                                | 10                         |
| <b>ENGELMANN TOWNSHIP<br/>TOTALS</b>    | <b>546</b>        | <b>19</b>    | <b>3.48%</b>  | <b>8</b>                         | <b>10</b>                  |
| Fayetteville 1                          | 450               | 30           | 6.67%         | 16                               | 8                          |
| Fayetteville 2                          | 709               | 29           | 4.09%         | 20                               | 9                          |
| <b>FAYETTEVILLE<br/>TOWNSHIP TOTALS</b> | <b>1,159</b>      | <b>59</b>    | <b>5.09%</b>  | <b>36</b>                        | <b>17</b>                  |

**General Primary  
March 18, 2014**  
Thomas Holbrook  
St. Clair County Clerk

**State of Illinois**  
For Governor And Lieutenant Governor  
(Vote for ONE)

|  | REGISTERED VOTERS | BALLOTS CAST  | TURNOUT      | (TIO HARDIMAN<br>(BRUNELL DONALD | (PAT QUINN<br>(PAUL VALLAS |
|--|-------------------|---------------|--------------|----------------------------------|----------------------------|
| Marissa 1                                  | 495               | 20            | 4.04%        | 5                                | 13                         |
| Marissa 2                                  | 551               | 33            | 5.99%        | 12                               | 18                         |
| Marissa 3                                  | 572               | 25            | 4.37%        | 16                               | 7                          |
| <b>MARISSA TOWNSHIP<br/>TOTALS</b>         | <b>1,618</b>      | <b>78</b>     | <b>4.82%</b> | <b>33</b>                        | <b>38</b>                  |
| Freeburg 1                                 | 1,223             | 50            | 4.09%        | 20                               | 19                         |
| Freeburg 2                                 | 1,164             | 47            | 4.04%        | 28                               | 16                         |
| Freeburg 3                                 | 1,120             | 72            | 6.43%        | 34                               | 31                         |
| <b>FREEBURG TOWNSHIP<br/>TOTALS</b>        | <b>3,507</b>      | <b>169</b>    | <b>4.82%</b> | <b>82</b>                        | <b>66</b>                  |
| New Athens 1                               | 871               | 30            | 3.44%        | 18                               | 11                         |
| New Athens 2                               | 862               | 30            | 3.48%        | 14                               | 8                          |
| <b>NEW ATHENS TOWNSHIP<br/>TOTALS</b>      | <b>1,733</b>      | <b>60</b>     | <b>3.46%</b> | <b>32</b>                        | <b>19</b>                  |
| Lenzburg 1                                 | 672               | 44            | 6.55%        | 22                               | 17                         |
| <b>LENZBURG TOWNSHIP<br/>TOTALS</b>        | <b>672</b>        | <b>44</b>     | <b>6.55%</b> | <b>22</b>                        | <b>17</b>                  |
| Prairie Du Long 1                          | 799               | 28            | 3.50%        | 11                               | 16                         |
| Prairie Du Long 2                          | 962               | 58            | 6.03%        | 21                               | 32                         |
| <b>PRAIRIE DU LONG<br/>TOWNSHIP TOTALS</b> | <b>1,761</b>      | <b>86</b>     | <b>4.88%</b> | <b>32</b>                        | <b>48</b>                  |
| Smithton 1                                 | 1,274             | 108           | 8.48%        | 54                               | 42                         |
| Smithton 2                                 | 791               | 65            | 8.22%        | 28                               | 32                         |
| Smithton 3                                 | 1,044             | 42            | 4.02%        | 23                               | 17                         |
| <b>SMITHTON TOWNSHIP<br/>TOTALS</b>        | <b>3,109</b>      | <b>215</b>    | <b>6.92%</b> | <b>105</b>                       | <b>91</b>                  |
| Millstadt 1                                | 1,047             | 50            | 4.78%        | 28                               | 17                         |
| Millstadt 2                                | 1,404             | 62            | 4.42%        | 28                               | 27                         |
| Millstadt 3                                | 559               | 35            | 6.26%        | 16                               | 15                         |
| Millstadt 4                                | 848               | 38            | 4.48%        | 19                               | 17                         |
| Millstadt 5                                | 925               | 46            | 4.97%        | 20                               | 21                         |
| <b>MILLSTADT TOWNSHIP<br/>TOTALS</b>       | <b>4,783</b>      | <b>231</b>    | <b>4.83%</b> | <b>111</b>                       | <b>97</b>                  |
| <b>ST. CLAIR TOTALS</b>                    | <b>152,184</b>    | <b>11,080</b> | <b>7.28%</b> | <b>3,774</b>                     | <b>6,040</b>               |
| Precinct 01                                | 1,382             | 429           | 31.04%       | 54                               | 182                        |
| Precinct 02                                | 828               | 253           | 30.56%       | 26                               | 197                        |
| Precinct 03                                | 704               | 147           | 20.88%       | 23                               | 91                         |



**General Primary**  
**March 18, 2014**  
 Thomas Holbrook  
 St. Clair County Clerk

**State of Illinois**  
 For Governor And Lieutenant Governor  
 (Vote for ONE)

|  | REGISTERED VOTERS | BALLOTS CAST  | TURNOUT       | (TIO HARDIMAN<br>(BRUNELL DONALD | (PAT QUINN<br>(PAUL VALLAS |
|--|-------------------|---------------|---------------|----------------------------------|----------------------------|
| Precinct 04                            | 893               | 199           | 22.28%        | 42                               | 104                        |
| Precinct 05                            | 737               | 139           | 18.86%        | 29                               | 98                         |
| Precinct 06                            | 559               | 160           | 28.62%        | 32                               | 110                        |
| Precinct 07                            | 496               | 117           | 23.59%        | 16                               | 92                         |
| Precinct 08                            | 505               | 112           | 22.18%        | 16                               | 78                         |
| Precinct 09                            | 668               | 96            | 14.37%        | 19                               | 56                         |
| Precinct 10                            | 625               | 194           | 31.04%        | 33                               | 64                         |
| Precinct 11                            | 728               | 210           | 28.85%        | 34                               | 104                        |
| Precinct 12                            | 1,029             | 274           | 26.63%        | 46                               | 177                        |
| Precinct 13                            | 1,143             | 231           | 20.21%        | 33                               | 166                        |
| Precinct 14                            | 796               | 171           | 21.48%        | 39                               | 113                        |
| Precinct 15                            | 803               | 275           | 34.25%        | 49                               | 156                        |
| Precinct 16                            | 765               | 235           | 30.72%        | 51                               | 138                        |
| Precinct 17                            | 934               | 127           | 13.60%        | 26                               | 77                         |
| Precinct 18                            | 467               | 141           | 30.19%        | 31                               | 96                         |
| Precinct 19                            | 737               | 188           | 25.51%        | 30                               | 137                        |
| Precinct 20                            | 797               | 174           | 21.83%        | 31                               | 119                        |
| Precinct 21                            | 824               | 192           | 23.30%        | 40                               | 126                        |
| Precinct 22                            | 427               | 207           | 48.48%        | 25                               | 162                        |
| Precinct 23                            | 885               | 125           | 14.12%        | 27                               | 93                         |
| Precinct 24                            | 416               | 113           | 27.16%        | 13                               | 90                         |
| Precinct 25                            | 830               | 394           | 47.47%        | 49                               | 177                        |
| <b>CITY OF E. ST. LOUIS<br/>TOTALS</b> | <b>18,978</b>     | <b>4,903</b>  | <b>25.84%</b> | <b>814</b>                       | <b>3,003</b>               |
| <b>TOTALS</b>                          | <b>171,162</b>    | <b>15,983</b> | <b>9.34%</b>  | <b>4,588</b>                     | <b>9,043</b>               |

**General Primary**  
**March 18, 2014**  
 Thomas Holbrook  
 St. Clair County Clerk

**State of Illinois**  
 For Attorney General  
 (Vote for ONE)

|               | REGISTERED VOTERS | BALLOTS CAST | TURNOUT | LISA MADIGAN |
|---------------|-------------------|--------------|---------|--------------|
| Belleville 1  | 566               | 34           | 6.01%   | 30           |
| Belleville 2  | 1,103             | 30           | 2.72%   | 25           |
| Belleville 3  | 822               | 58           | 7.06%   | 47           |
| Belleville 4  | 730               | 47           | 6.44%   | 40           |
| Belleville 5  | 798               | 72           | 9.02%   | 60           |
| Belleville 6  | 734               | 46           | 6.27%   | 44           |
| Belleville 7  | 753               | 57           | 7.57%   | 46           |
| Belleville 8  | 596               | 33           | 5.54%   | 28           |
| Belleville 9  | 566               | 33           | 5.83%   | 29           |
| Belleville 10 | 586               | 29           | 4.95%   | 23           |
| Belleville 11 | 576               | 33           | 5.73%   | 25           |
| Belleville 12 | 745               | 41           | 5.50%   | 38           |
| Belleville 13 | 914               | 65           | 7.11%   | 47           |
| Belleville 14 | 881               | 38           | 4.31%   | 33           |
| Belleville 15 | 639               | 51           | 7.98%   | 43           |
| Belleville 16 | 782               | 57           | 7.29%   | 52           |
| Belleville 17 | 646               | 48           | 7.43%   | 39           |
| Belleville 18 | 616               | 34           | 5.52%   | 23           |
| Belleville 19 | 689               | 31           | 4.50%   | 26           |
| Belleville 20 | 754               | 47           | 6.23%   | 42           |
| Belleville 21 | 708               | 58           | 8.19%   | 48           |
| Belleville 22 | 1,185             | 88           | 7.43%   | 67           |
| Belleville 23 | 783               | 53           | 6.77%   | 42           |
| Belleville 24 | 899               | 46           | 5.12%   | 40           |
| Belleville 25 | 692               | 27           | 3.90%   | 23           |
| Belleville 26 | 1,263             | 38           | 3.01%   | 35           |
| Belleville 27 | 594               | 41           | 6.90%   | 36           |
| Belleville 28 | 668               | 59           | 8.83%   | 53           |
| Belleville 29 | 612               | 45           | 7.35%   | 41           |
| Belleville 30 | 523               | 30           | 5.74%   | 24           |
| Belleville 31 | 873               | 44           | 5.04%   | 41           |
| Belleville 32 | 790               | 50           | 6.33%   | 35           |
| Belleville 33 | 718               | 101          | 14.07%  | 85           |
| Belleville 34 | 319               | 22           | 6.90%   | 21           |
| Belleville 35 | 1,067             | 68           | 6.37%   | 52           |

**General Primary**  
**March 18, 2014**  
 Thomas Holbrook  
 St. Clair County Clerk

**State of Illinois**  
 For Attorney General  
 (Vote for ONE)

|                                      | REGISTERED VOTERS | BALLOTS CAST | TURNOUT      | LISA MADIGAN |
|--------------------------------------|-------------------|--------------|--------------|--------------|
| <b>BELLEVILLE TOWNSHIP TOTALS</b>    | <b>26,190</b>     | <b>1,654</b> | <b>6.32%</b> | <b>1,383</b> |
| Mascoutah 1                          | 1,077             | 30           | 2.79%        | 23           |
| Mascoutah 2                          | 1,391             | 43           | 3.09%        | 36           |
| Mascoutah 3                          | 1,501             | 30           | 2.00%        | 29           |
| Mascoutah 4                          | 1,183             | 39           | 3.30%        | 33           |
| <b>MASCOUTAH TOWNSHIP TOTALS</b>     | <b>5,152</b>      | <b>142</b>   | <b>2.76%</b> | <b>121</b>   |
| Lebanon 1                            | 1,399             | 71           | 5.08%        | 65           |
| Lebanon 2                            | 677               | 47           | 6.94%        | 39           |
| Lebanon 3                            | 534               | 9            | 1.69%        | 7            |
| <b>LEBANON TOWNSHIP TOTALS</b>       | <b>2,610</b>      | <b>127</b>   | <b>4.87%</b> | <b>111</b>   |
| Shiloh Valley 1                      | 1,433             | 52           | 3.63%        | 44           |
| Shiloh Valley 2                      | 820               | 9            | 1.10%        | 7            |
| Shiloh Valley 3                      | 561               | 11           | 1.96%        | 10           |
| Shiloh Valley 4                      | 592               | 13           | 2.20%        | 13           |
| Shiloh Valley 5                      | 1,481             | 57           | 3.85%        | 49           |
| <b>SHILOH VALLEY TOWNSHIP TOTALS</b> | <b>4,887</b>      | <b>142</b>   | <b>2.91%</b> | <b>123</b>   |
| O Fallon 1                           | 969               | 44           | 4.54%        | 36           |
| O Fallon 2                           | 959               | 45           | 4.69%        | 41           |
| O Fallon 3                           | 640               | 18           | 2.81%        | 14           |
| O Fallon 4                           | 509               | 33           | 6.48%        | 30           |
| O Fallon 5                           | 1,020             | 19           | 1.86%        | 18           |
| O Fallon 6                           | 792               | 31           | 3.91%        | 26           |
| O Fallon 7                           | 1,053             | 33           | 3.13%        | 26           |
| O Fallon 8                           | 1,378             | 35           | 2.54%        | 32           |
| O Fallon 9                           | 929               | 24           | 2.58%        | 18           |
| O Fallon 10                          | 957               | 20           | 2.09%        | 19           |
| O Fallon 11                          | 950               | 30           | 3.16%        | 25           |
| O Fallon 12                          | 1,140             | 35           | 3.07%        | 32           |
| O Fallon 13                          | 1,108             | 46           | 4.15%        | 42           |
| O Fallon 14                          | 805               | 25           | 3.11%        | 20           |
| O Fallon 15                          | 1,081             | 23           | 2.13%        | 18           |
| O Fallon 16                          | 1,013             | 31           | 3.06%        | 24           |

**General Primary**  
**March 18, 2014**  
 Thomas Holbrook  
 St. Clair County Clerk

**State of Illinois**  
 For Attorney General  
 (Vote for ONE)

|                                     | REGISTERED VOTERS | BALLOTS CAST | TURNOUT      | LISA MADIGAN |
|-------------------------------------|-------------------|--------------|--------------|--------------|
| O Fallon 17                         | 753               | 32           | 4.25%        | 32           |
| O Fallon 18                         | 579               | 25           | 4.32%        | 21           |
| <b>O'FALLON TOWNSHIP<br/>TOTALS</b> | <b>16,635</b>     | <b>549</b>   | <b>3.30%</b> | <b>474</b>   |
| St Clair 1                          | 548               | 16           | 2.92%        | 13           |
| St Clair 2                          | 690               | 28           | 4.06%        | 25           |
| St Clair 3                          | 641               | 37           | 5.77%        | 32           |
| St Clair 4                          | 356               | 20           | 5.62%        | 14           |
| St Clair 5                          | 614               | 47           | 7.65%        | 40           |
| St Clair 6                          | 671               | 21           | 3.13%        | 18           |
| St Clair 7                          | 469               | 22           | 4.69%        | 19           |
| St Clair 8                          | 1,026             | 62           | 6.04%        | 58           |
| St Clair 9                          | 897               | 53           | 5.91%        | 48           |
| St Clair 10                         | 441               | 21           | 4.76%        | 15           |
| St Clair 11                         | 516               | 19           | 3.68%        | 14           |
| St Clair 12                         | 1,030             | 29           | 2.82%        | 26           |
| St Clair 13                         | 741               | 52           | 7.02%        | 42           |
| St Clair 14                         | 662               | 19           | 2.87%        | 18           |
| St Clair 15                         | 1,114             | 60           | 5.39%        | 49           |
| St Clair 16                         | 962               | 51           | 5.30%        | 49           |
| St Clair 17                         | 405               | 19           | 4.69%        | 16           |
| St Clair 18                         | 595               | 19           | 3.19%        | 18           |
| St Clair 19                         | 548               | 27           | 4.93%        | 13           |
| St Clair 20                         | 729               | 50           | 6.86%        | 44           |
| St Clair 21                         | 613               | 30           | 4.89%        | 25           |
| St Clair 22                         | 486               | 18           | 3.70%        | 17           |
| St Clair 23                         | 1,027             | 48           | 4.67%        | 43           |
| St Clair 24                         | 643               | 20           | 3.11%        | 19           |
| St Clair 25                         | 1,063             | 50           | 4.70%        | 43           |
| St Clair 26                         | 796               | 30           | 3.77%        | 28           |
| St Clair 27                         | 805               | 28           | 3.48%        | 25           |
| St Clair 28                         | 875               | 59           | 6.74%        | 49           |
| St Clair 29                         | 788               | 30           | 3.81%        | 25           |
| St Clair 30                         | 675               | 53           | 7.85%        | 48           |
| St Clair 31                         | 754               | 28           | 3.71%        | 25           |

**General Primary**  
**March 18, 2014**  
 Thomas Holbrook  
 St. Clair County Clerk

**State of Illinois**  
 For Attorney General  
 (Vote for ONE)

|                                   | REGISTERED VOTERS | BALLOTS CAST | TURNOUT      | LISA MADIGAN |
|-----------------------------------|-------------------|--------------|--------------|--------------|
| St Clair 32                       | 530               | 11           | 2.08%        | 9            |
| St Clair 33                       | 750               | 33           | 4.40%        | 28           |
| <b>ST. CLAIR TOWNSHIP TOTALS</b>  | <b>23,460</b>     | <b>1,110</b> | <b>4.73%</b> | <b>955</b>   |
| Caseyville 1                      | 951               | 75           | 7.89%        | 69           |
| Caseyville 2                      | 1,063             | 49           | 4.61%        | 35           |
| Caseyville 3                      | 656               | 119          | 18.14%       | 100          |
| Caseyville 4                      | 732               | 126          | 17.21%       | 101          |
| Caseyville 5                      | 1,518             | 88           | 5.80%        | 67           |
| Caseyville 6                      | 552               | 38           | 6.88%        | 33           |
| Caseyville 7                      | 643               | 69           | 10.73%       | 61           |
| Caseyville 8                      | 828               | 154          | 18.60%       | 131          |
| Caseyville 9                      | 1,019             | 119          | 11.68%       | 105          |
| Caseyville 10                     | 536               | 22           | 4.10%        | 19           |
| Caseyville 11                     | 639               | 51           | 7.98%        | 45           |
| Caseyville 12                     | 1,549             | 46           | 2.97%        | 38           |
| Caseyville 13                     | 796               | 67           | 8.42%        | 61           |
| Caseyville 14                     | 603               | 84           | 13.93%       | 63           |
| Caseyville 15                     | 464               | 84           | 18.10%       | 68           |
| Caseyville 16                     | 393               | 29           | 7.38%        | 28           |
| Caseyville 17                     | 308               | 24           | 7.79%        | 18           |
| Caseyville 18                     | 450               | 48           | 10.67%       | 42           |
| Caseyville 19                     | 522               | 117          | 22.41%       | 99           |
| Caseyville 20                     | 487               | 87           | 17.86%       | 68           |
| Caseyville 21                     | 732               | 24           | 3.28%        | 23           |
| Caseyville 22                     | 490               | 24           | 4.90%        | 22           |
| Caseyville 23                     | 908               | 50           | 5.51%        | 47           |
| Caseyville 24                     | 692               | 37           | 5.35%        | 32           |
| Caseyville 25                     | 845               | 33           | 3.91%        | 33           |
| Caseyville 26                     | 1,425             | 72           | 5.05%        | 59           |
| Caseyville 27                     | 1,198             | 45           | 3.76%        | 41           |
| <b>CASEYVILLE TOWNSHIP TOTALS</b> | <b>20,999</b>     | <b>1,781</b> | <b>8.48%</b> | <b>1,508</b> |
| Stookey 1                         | 1,555             | 56           | 3.60%        | 47           |
| Stookey 2                         | 801               | 41           | 5.12%        | 31           |
| Stookey 3                         | 464               | 19           | 4.09%        | 17           |

**General Primary**  
**March 18, 2014**  
 Thomas Holbrook  
 St. Clair County Clerk

**State of Illinois**  
 For Attorney General  
 (Vote for ONE)

|                                | REGISTERED VOTERS | BALLOTS CAST | TURNOUT      | LISA MADIGAN |
|--------------------------------|-------------------|--------------|--------------|--------------|
| Stookey 4                      | 617               | 46           | 7.46%        | 33           |
| Stookey 5                      | 341               | 23           | 6.74%        | 21           |
| Stookey 6                      | 929               | 54           | 5.81%        | 51           |
| Stookey 7                      | 620               | 30           | 4.84%        | 26           |
| Stookey 8                      | 428               | 28           | 6.54%        | 24           |
| Stookey 9                      | 832               | 67           | 8.05%        | 55           |
| Stookey 10                     | 701               | 48           | 6.85%        | 32           |
| <b>STOOKEY TOWNSHIP TOTALS</b> | <b>7,288</b>      | <b>412</b>   | <b>5.65%</b> | <b>337</b>   |
| Centreville 1                  | 621               | 43           | 6.92%        | 38           |
| Centreville 2                  | 492               | 193          | 39.23%       | 131          |
| Centreville 3                  | 459               | 47           | 10.24%       | 36           |
| Centreville 4                  | 762               | 62           | 8.14%        | 52           |
| Centreville 5                  | 323               | 43           | 13.31%       | 33           |
| Centreville 6                  | 468               | 49           | 10.47%       | 41           |
| Centreville 7                  | 252               | 101          | 40.08%       | 78           |
| Centreville 8                  | 455               | 50           | 10.99%       | 47           |
| Centreville 9                  | 631               | 56           | 8.87%        | 43           |
| Centreville 10                 | 407               | 31           | 7.62%        | 26           |
| Centreville 11                 | 269               | 36           | 13.38%       | 30           |
| Centreville 12                 | 1,033             | 80           | 7.74%        | 64           |
| Centreville 13                 | 867               | 122          | 14.07%       | 107          |
| Centreville 14                 | 668               | 35           | 5.24%        | 27           |
| Centreville 15                 | 645               | 108          | 16.74%       | 85           |
| Centreville 16                 | 553               | 24           | 4.34%        | 20           |
| Centreville 17                 | 335               | 30           | 8.96%        | 26           |
| Centreville 18                 | 716               | 53           | 7.40%        | 44           |
| Centreville 19                 | 597               | 78           | 13.07%       | 70           |
| Centreville 20                 | 762               | 58           | 7.61%        | 46           |
| Centreville 21                 | 424               | 13           | 3.07%        | 12           |
| Centreville 22                 | 453               | 25           | 5.52%        | 21           |
| Centreville 23                 | 616               | 198          | 32.14%       | 166          |
| Centreville 24                 | 826               | 52           | 6.30%        | 46           |
| Centreville 25                 | 961               | 200          | 20.81%       | 162          |
| Centreville 26                 | 651               | 214          | 32.87%       | 165          |

**General Primary**  
**March 18, 2014**  
 Thomas Holbrook  
 St. Clair County Clerk

**State of Illinois**  
 For Attorney General  
 (Vote for ONE)

|                                     | REGISTERED VOTERS | BALLOTS CAST | TURNOUT       | LISA MADIGAN |
|-------------------------------------|-------------------|--------------|---------------|--------------|
| Centreville 27                      | 533               | 276          | 51.78%        | 172          |
| <b>CENTREVILLE TOWNSHIP TOTALS</b>  | <b>15,779</b>     | <b>2,277</b> | <b>14.43%</b> | <b>1,788</b> |
| Canteen 1                           | 607               | 292          | 48.11%        | 230          |
| Canteen 2                           | 618               | 159          | 25.73%        | 132          |
| Canteen 3                           | 171               | 66           | 38.60%        | 54           |
| Canteen 4                           | 234               | 97           | 41.45%        | 62           |
| Canteen 5                           | 343               | 202          | 58.89%        | 83           |
| Canteen 6                           | 294               | 109          | 37.07%        | 57           |
| Canteen 7                           | 445               | 94           | 21.12%        | 60           |
| Canteen 8                           | 263               | 38           | 14.45%        | 28           |
| Canteen 9                           | 452               | 86           | 19.03%        | 68           |
| Canteen 10                          | 376               | 111          | 29.52%        | 78           |
| Canteen 11                          | 146               | 38           | 26.03%        | 20           |
| Canteen 12                          | 416               | 127          | 30.53%        | 98           |
| Canteen 13                          | 496               | 92           | 18.55%        | 69           |
| Canteen 14                          | 184               | 21           | 11.41%        | 11           |
| <b>CANTEEN TOWNSHIP TOTALS</b>      | <b>5,045</b>      | <b>1,532</b> | <b>30.37%</b> | <b>1,050</b> |
| Sugar Loaf 1                        | 1,181             | 64           | 5.42%         | 50           |
| Sugar Loaf 2                        | 675               | 46           | 6.81%         | 40           |
| Sugar Loaf 3                        | 554               | 47           | 8.48%         | 40           |
| Sugar Loaf 4                        | 763               | 52           | 6.82%         | 41           |
| Sugar Loaf 5                        | 822               | 60           | 7.30%         | 45           |
| Sugar Loaf 6                        | 757               | 40           | 5.28%         | 30           |
| <b>SUGAR LOAF TOWNSHIP TOTALS</b>   | <b>4,752</b>      | <b>309</b>   | <b>6.50%</b>  | <b>246</b>   |
| Stites 1                            | 499               | 84           | 16.83%        | 71           |
| <b>STITES TOWNSHIP TOTALS</b>       | <b>499</b>        | <b>84</b>    | <b>16.83%</b> | <b>71</b>    |
| Engelmann 1                         | 546               | 19           | 3.48%         | 14           |
| <b>ENGELMANN TOWNSHIP TOTALS</b>    | <b>546</b>        | <b>19</b>    | <b>3.48%</b>  | <b>14</b>    |
| Fayetteville 1                      | 450               | 30           | 6.67%         | 21           |
| Fayetteville 2                      | 709               | 29           | 4.09%         | 24           |
| <b>FAYETTEVILLE TOWNSHIP TOTALS</b> | <b>1,159</b>      | <b>59</b>    | <b>5.09%</b>  | <b>45</b>    |

**General Primary  
March 18, 2014**  
Thomas Holbrook  
St. Clair County Clerk

**State of Illinois**  
For Attorney General  
(Vote for ONE)

|  | REGISTERED VOTERS | BALLOTS CAST  | TURNOUT      | LISA MADIGAN |
|--|-------------------|---------------|--------------|--------------|
| Marissa 1                                  | 495               | 20            | 4.04%        | 18           |
| Marissa 2                                  | 551               | 33            | 5.99%        | 22           |
| Marissa 3                                  | 572               | 25            | 4.37%        | 19           |
| <b>MARISSA TOWNSHIP<br/>TOTALS</b>         | <b>1,618</b>      | <b>78</b>     | <b>4.82%</b> | <b>59</b>    |
| Freeburg 1                                 | 1,223             | 50            | 4.09%        | 33           |
| Freeburg 2                                 | 1,164             | 47            | 4.04%        | 37           |
| Freeburg 3                                 | 1,120             | 72            | 6.43%        | 58           |
| <b>FREEBURG TOWNSHIP<br/>TOTALS</b>        | <b>3,507</b>      | <b>169</b>    | <b>4.82%</b> | <b>128</b>   |
| New Athens 1                               | 871               | 30            | 3.44%        | 25           |
| New Athens 2                               | 862               | 30            | 3.48%        | 21           |
| <b>NEW ATHENS TOWNSHIP<br/>TOTALS</b>      | <b>1,733</b>      | <b>60</b>     | <b>3.46%</b> | <b>46</b>    |
| Lenzburg 1                                 | 672               | 44            | 6.55%        | 36           |
| <b>LENZBURG TOWNSHIP<br/>TOTALS</b>        | <b>672</b>        | <b>44</b>     | <b>6.55%</b> | <b>36</b>    |
| Prairie Du Long 1                          | 799               | 28            | 3.50%        | 21           |
| Prairie Du Long 2                          | 962               | 58            | 6.03%        | 51           |
| <b>PRAIRIE DU LONG<br/>TOWNSHIP TOTALS</b> | <b>1,761</b>      | <b>86</b>     | <b>4.88%</b> | <b>72</b>    |
| Smithton 1                                 | 1,274             | 108           | 8.48%        | 87           |
| Smithton 2                                 | 791               | 65            | 8.22%        | 55           |
| Smithton 3                                 | 1,044             | 42            | 4.02%        | 35           |
| <b>SMITHTON TOWNSHIP<br/>TOTALS</b>        | <b>3,109</b>      | <b>215</b>    | <b>6.92%</b> | <b>177</b>   |
| Millstadt 1                                | 1,047             | 50            | 4.78%        | 43           |
| Millstadt 2                                | 1,404             | 62            | 4.42%        | 44           |
| Millstadt 3                                | 559               | 35            | 6.26%        | 26           |
| Millstadt 4                                | 848               | 38            | 4.48%        | 28           |
| Millstadt 5                                | 925               | 46            | 4.97%        | 32           |
| <b>MILLSTADT TOWNSHIP<br/>TOTALS</b>       | <b>4,783</b>      | <b>231</b>    | <b>4.83%</b> | <b>173</b>   |
| <b>ST. CLAIR TOTALS</b>                    | <b>152,184</b>    | <b>11,080</b> | <b>7.28%</b> | <b>8,917</b> |
| Precinct 01                                | 1,382             | 429           | 31.04%       | 167          |
| Precinct 02                                | 828               | 253           | 30.56%       | 204          |
| Precinct 03                                | 704               | 147           | 20.88%       | 94           |



**General Primary**  
**March 18, 2014**  
 Thomas Holbrook  
 St. Clair County Clerk

**State of Illinois**  
 For Attorney General  
 (Vote for ONE)

|  | REGISTERED VOTERS | BALLOTS CAST  | TURNOUT       | LISA MADIGAN  |
|--|-------------------|---------------|---------------|---------------|
| Precinct 04                            | 893               | 199           | 22.28%        | 135           |
| Precinct 05                            | 737               | 139           | 18.86%        | 115           |
| Precinct 06                            | 559               | 160           | 28.62%        | 118           |
| Precinct 07                            | 496               | 117           | 23.59%        | 95            |
| Precinct 08                            | 505               | 112           | 22.18%        | 79            |
| Precinct 09                            | 668               | 96            | 14.37%        | 75            |
| Precinct 10                            | 625               | 194           | 31.04%        | 76            |
| Precinct 11                            | 728               | 210           | 28.85%        | 99            |
| Precinct 12                            | 1,029             | 274           | 26.63%        | 170           |
| Precinct 13                            | 1,143             | 231           | 20.21%        | 156           |
| Precinct 14                            | 796               | 171           | 21.48%        | 135           |
| Precinct 15                            | 803               | 275           | 34.25%        | 171           |
| Precinct 16                            | 765               | 235           | 30.72%        | 175           |
| Precinct 17                            | 934               | 127           | 13.60%        | 105           |
| Precinct 18                            | 467               | 141           | 30.19%        | 114           |
| Precinct 19                            | 737               | 188           | 25.51%        | 149           |
| Precinct 20                            | 797               | 174           | 21.83%        | 117           |
| Precinct 21                            | 824               | 192           | 23.30%        | 136           |
| Precinct 22                            | 427               | 207           | 48.48%        | 164           |
| Precinct 23                            | 885               | 125           | 14.12%        | 106           |
| Precinct 24                            | 416               | 113           | 27.16%        | 101           |
| Precinct 25                            | 830               | 394           | 47.47%        | 181           |
| <b>CITY OF E. ST. LOUIS<br/>TOTALS</b> | <b>18,978</b>     | <b>4,903</b>  | <b>25.84%</b> | <b>3,237</b>  |
| <b>TOTALS</b>                          | <b>171,162</b>    | <b>15,983</b> | <b>9.34%</b>  | <b>12,154</b> |

**General Primary**  
**March 18, 2014**  
 Thomas Holbrook  
 St. Clair County Clerk

**State of Illinois**  
 For Secretary Of State  
 (Vote for ONE)

|               | REGISTERED VOTERS | BALLOTS CAST | TURNOUT | JESSE WHITE |
|---------------|-------------------|--------------|---------|-------------|
| Belleville 1  | 566               | 34           | 6.01%   | 30          |
| Belleville 2  | 1,103             | 30           | 2.72%   | 27          |
| Belleville 3  | 822               | 58           | 7.06%   | 44          |
| Belleville 4  | 730               | 47           | 6.44%   | 39          |
| Belleville 5  | 798               | 72           | 9.02%   | 64          |
| Belleville 6  | 734               | 46           | 6.27%   | 44          |
| Belleville 7  | 753               | 57           | 7.57%   | 47          |
| Belleville 8  | 596               | 33           | 5.54%   | 28          |
| Belleville 9  | 566               | 33           | 5.83%   | 31          |
| Belleville 10 | 586               | 29           | 4.95%   | 23          |
| Belleville 11 | 576               | 33           | 5.73%   | 26          |
| Belleville 12 | 745               | 41           | 5.50%   | 40          |
| Belleville 13 | 914               | 65           | 7.11%   | 51          |
| Belleville 14 | 881               | 38           | 4.31%   | 32          |
| Belleville 15 | 639               | 51           | 7.98%   | 48          |
| Belleville 16 | 782               | 57           | 7.29%   | 51          |
| Belleville 17 | 646               | 48           | 7.43%   | 40          |
| Belleville 18 | 616               | 34           | 5.52%   | 27          |
| Belleville 19 | 689               | 31           | 4.50%   | 26          |
| Belleville 20 | 754               | 47           | 6.23%   | 43          |
| Belleville 21 | 708               | 58           | 8.19%   | 47          |
| Belleville 22 | 1,185             | 88           | 7.43%   | 71          |
| Belleville 23 | 783               | 53           | 6.77%   | 47          |
| Belleville 24 | 899               | 46           | 5.12%   | 39          |
| Belleville 25 | 692               | 27           | 3.90%   | 21          |
| Belleville 26 | 1,263             | 38           | 3.01%   | 35          |
| Belleville 27 | 594               | 41           | 6.90%   | 37          |
| Belleville 28 | 668               | 59           | 8.83%   | 52          |
| Belleville 29 | 612               | 45           | 7.35%   | 41          |
| Belleville 30 | 523               | 30           | 5.74%   | 25          |
| Belleville 31 | 873               | 44           | 5.04%   | 38          |
| Belleville 32 | 790               | 50           | 6.33%   | 38          |
| Belleville 33 | 718               | 101          | 14.07%  | 89          |
| Belleville 34 | 319               | 22           | 6.90%   | 21          |
| Belleville 35 | 1,067             | 68           | 6.37%   | 52          |

**General Primary**  
**March 18, 2014**  
 Thomas Holbrook  
 St. Clair County Clerk

**State of Illinois**  
 For Secretary Of State  
 (Vote for ONE)

|                                      | REGISTERED VOTERS | BALLOTS CAST | TURNOUT      | JESSE WHITE  |
|--------------------------------------|-------------------|--------------|--------------|--------------|
| <b>BELLEVILLE TOWNSHIP TOTALS</b>    | <b>26,190</b>     | <b>1,654</b> | <b>6.32%</b> | <b>1,414</b> |
| Mascoutah 1                          | 1,077             | 30           | 2.79%        | 25           |
| Mascoutah 2                          | 1,391             | 43           | 3.09%        | 34           |
| Mascoutah 3                          | 1,501             | 30           | 2.00%        | 27           |
| Mascoutah 4                          | 1,183             | 39           | 3.30%        | 33           |
| <b>MASCOUTAH TOWNSHIP TOTALS</b>     | <b>5,152</b>      | <b>142</b>   | <b>2.76%</b> | <b>119</b>   |
| Lebanon 1                            | 1,399             | 71           | 5.08%        | 66           |
| Lebanon 2                            | 677               | 47           | 6.94%        | 43           |
| Lebanon 3                            | 534               | 9            | 1.69%        | 7            |
| <b>LEBANON TOWNSHIP TOTALS</b>       | <b>2,610</b>      | <b>127</b>   | <b>4.87%</b> | <b>116</b>   |
| Shiloh Valley 1                      | 1,433             | 52           | 3.63%        | 43           |
| Shiloh Valley 2                      | 820               | 9            | 1.10%        | 7            |
| Shiloh Valley 3                      | 561               | 11           | 1.96%        | 10           |
| Shiloh Valley 4                      | 592               | 13           | 2.20%        | 13           |
| Shiloh Valley 5                      | 1,481             | 57           | 3.85%        | 50           |
| <b>SHILOH VALLEY TOWNSHIP TOTALS</b> | <b>4,887</b>      | <b>142</b>   | <b>2.91%</b> | <b>123</b>   |
| O Fallon 1                           | 969               | 44           | 4.54%        | 37           |
| O Fallon 2                           | 959               | 45           | 4.69%        | 41           |
| O Fallon 3                           | 640               | 18           | 2.81%        | 14           |
| O Fallon 4                           | 509               | 33           | 6.48%        | 31           |
| O Fallon 5                           | 1,020             | 19           | 1.86%        | 18           |
| O Fallon 6                           | 792               | 31           | 3.91%        | 25           |
| O Fallon 7                           | 1,053             | 33           | 3.13%        | 28           |
| O Fallon 8                           | 1,378             | 35           | 2.54%        | 32           |
| O Fallon 9                           | 929               | 24           | 2.58%        | 18           |
| O Fallon 10                          | 957               | 20           | 2.09%        | 19           |
| O Fallon 11                          | 950               | 30           | 3.16%        | 28           |
| O Fallon 12                          | 1,140             | 35           | 3.07%        | 32           |
| O Fallon 13                          | 1,108             | 46           | 4.15%        | 45           |
| O Fallon 14                          | 805               | 25           | 3.11%        | 21           |
| O Fallon 15                          | 1,081             | 23           | 2.13%        | 18           |
| O Fallon 16                          | 1,013             | 31           | 3.06%        | 28           |

**General Primary**  
**March 18, 2014**  
 Thomas Holbrook  
 St. Clair County Clerk

**State of Illinois**  
 For Secretary Of State  
 (Vote for ONE)

|                                     | REGISTERED VOTERS | BALLOTS CAST | TURNOUT      | JESSE WHITE |
|-------------------------------------|-------------------|--------------|--------------|-------------|
| O Fallon 17                         | 753               | 32           | 4.25%        | 32          |
| O Fallon 18                         | 579               | 25           | 4.32%        | 23          |
| <b>O'FALLON TOWNSHIP<br/>TOTALS</b> | <b>16,635</b>     | <b>549</b>   | <b>3.30%</b> | <b>490</b>  |
| St Clair 1                          | 548               | 16           | 2.92%        | 14          |
| St Clair 2                          | 690               | 28           | 4.06%        | 27          |
| St Clair 3                          | 641               | 37           | 5.77%        | 30          |
| St Clair 4                          | 356               | 20           | 5.62%        | 16          |
| St Clair 5                          | 614               | 47           | 7.65%        | 42          |
| St Clair 6                          | 671               | 21           | 3.13%        | 19          |
| St Clair 7                          | 469               | 22           | 4.69%        | 19          |
| St Clair 8                          | 1,026             | 62           | 6.04%        | 58          |
| St Clair 9                          | 897               | 53           | 5.91%        | 46          |
| St Clair 10                         | 441               | 21           | 4.76%        | 14          |
| St Clair 11                         | 516               | 19           | 3.68%        | 16          |
| St Clair 12                         | 1,030             | 29           | 2.82%        | 28          |
| St Clair 13                         | 741               | 52           | 7.02%        | 43          |
| St Clair 14                         | 662               | 19           | 2.87%        | 17          |
| St Clair 15                         | 1,114             | 60           | 5.39%        | 50          |
| St Clair 16                         | 962               | 51           | 5.30%        | 49          |
| St Clair 17                         | 405               | 19           | 4.69%        | 17          |
| St Clair 18                         | 595               | 19           | 3.19%        | 19          |
| St Clair 19                         | 548               | 27           | 4.93%        | 17          |
| St Clair 20                         | 729               | 50           | 6.86%        | 42          |
| St Clair 21                         | 613               | 30           | 4.89%        | 25          |
| St Clair 22                         | 486               | 18           | 3.70%        | 17          |
| St Clair 23                         | 1,027             | 48           | 4.67%        | 44          |
| St Clair 24                         | 643               | 20           | 3.11%        | 19          |
| St Clair 25                         | 1,063             | 50           | 4.70%        | 46          |
| St Clair 26                         | 796               | 30           | 3.77%        | 27          |
| St Clair 27                         | 805               | 28           | 3.48%        | 25          |
| St Clair 28                         | 875               | 59           | 6.74%        | 50          |
| St Clair 29                         | 788               | 30           | 3.81%        | 26          |
| St Clair 30                         | 675               | 53           | 7.85%        | 48          |
| St Clair 31                         | 754               | 28           | 3.71%        | 26          |

**General Primary**  
**March 18, 2014**  
 Thomas Holbrook  
 St. Clair County Clerk

**State of Illinois**  
 For Secretary Of State  
 (Vote for ONE)

|                                   | REGISTERED VOTERS | BALLOTS CAST | TURNOUT      | JESSE WHITE  |
|-----------------------------------|-------------------|--------------|--------------|--------------|
| St Clair 32                       | 530               | 11           | 2.08%        | 9            |
| St Clair 33                       | 750               | 33           | 4.40%        | 32           |
| <b>ST. CLAIR TOWNSHIP TOTALS</b>  | <b>23,460</b>     | <b>1,110</b> | <b>4.73%</b> | <b>977</b>   |
| Caseyville 1                      | 951               | 75           | 7.89%        | 71           |
| Caseyville 2                      | 1,063             | 49           | 4.61%        | 37           |
| Caseyville 3                      | 656               | 119          | 18.14%       | 108          |
| Caseyville 4                      | 732               | 126          | 17.21%       | 105          |
| Caseyville 5                      | 1,518             | 88           | 5.80%        | 75           |
| Caseyville 6                      | 552               | 38           | 6.88%        | 33           |
| Caseyville 7                      | 643               | 69           | 10.73%       | 60           |
| Caseyville 8                      | 828               | 154          | 18.60%       | 132          |
| Caseyville 9                      | 1,019             | 119          | 11.68%       | 104          |
| Caseyville 10                     | 536               | 22           | 4.10%        | 20           |
| Caseyville 11                     | 639               | 51           | 7.98%        | 48           |
| Caseyville 12                     | 1,549             | 46           | 2.97%        | 39           |
| Caseyville 13                     | 796               | 67           | 8.42%        | 61           |
| Caseyville 14                     | 603               | 84           | 13.93%       | 72           |
| Caseyville 15                     | 464               | 84           | 18.10%       | 73           |
| Caseyville 16                     | 393               | 29           | 7.38%        | 26           |
| Caseyville 17                     | 308               | 24           | 7.79%        | 20           |
| Caseyville 18                     | 450               | 48           | 10.67%       | 41           |
| Caseyville 19                     | 522               | 117          | 22.41%       | 102          |
| Caseyville 20                     | 487               | 87           | 17.86%       | 77           |
| Caseyville 21                     | 732               | 24           | 3.28%        | 23           |
| Caseyville 22                     | 490               | 24           | 4.90%        | 23           |
| Caseyville 23                     | 908               | 50           | 5.51%        | 47           |
| Caseyville 24                     | 692               | 37           | 5.35%        | 35           |
| Caseyville 25                     | 845               | 33           | 3.91%        | 33           |
| Caseyville 26                     | 1,425             | 72           | 5.05%        | 63           |
| Caseyville 27                     | 1,198             | 45           | 3.76%        | 43           |
| <b>CASEYVILLE TOWNSHIP TOTALS</b> | <b>20,999</b>     | <b>1,781</b> | <b>8.48%</b> | <b>1,571</b> |
| Stookey 1                         | 1,555             | 56           | 3.60%        | 48           |
| Stookey 2                         | 801               | 41           | 5.12%        | 32           |
| Stookey 3                         | 464               | 19           | 4.09%        | 15           |

**General Primary**  
**March 18, 2014**  
 Thomas Holbrook  
 St. Clair County Clerk

**State of Illinois**  
 For Secretary Of State  
 (Vote for ONE)

|                                | REGISTERED VOTERS | BALLOTS CAST | TURNOUT      | JESSE WHITE |
|--------------------------------|-------------------|--------------|--------------|-------------|
| Stookey 4                      | 617               | 46           | 7.46%        | 35          |
| Stookey 5                      | 341               | 23           | 6.74%        | 21          |
| Stookey 6                      | 929               | 54           | 5.81%        | 48          |
| Stookey 7                      | 620               | 30           | 4.84%        | 25          |
| Stookey 8                      | 428               | 28           | 6.54%        | 25          |
| Stookey 9                      | 832               | 67           | 8.05%        | 58          |
| Stookey 10                     | 701               | 48           | 6.85%        | 37          |
| <b>STOOKEY TOWNSHIP TOTALS</b> | <b>7,288</b>      | <b>412</b>   | <b>5.65%</b> | <b>344</b>  |
| Centreville 1                  | 621               | 43           | 6.92%        | 37          |
| Centreville 2                  | 492               | 193          | 39.23%       | 147         |
| Centreville 3                  | 459               | 47           | 10.24%       | 41          |
| Centreville 4                  | 762               | 62           | 8.14%        | 52          |
| Centreville 5                  | 323               | 43           | 13.31%       | 37          |
| Centreville 6                  | 468               | 49           | 10.47%       | 46          |
| Centreville 7                  | 252               | 101          | 40.08%       | 91          |
| Centreville 8                  | 455               | 50           | 10.99%       | 47          |
| Centreville 9                  | 631               | 56           | 8.87%        | 46          |
| Centreville 10                 | 407               | 31           | 7.62%        | 30          |
| Centreville 11                 | 269               | 36           | 13.38%       | 36          |
| Centreville 12                 | 1,033             | 80           | 7.74%        | 71          |
| Centreville 13                 | 867               | 122          | 14.07%       | 109         |
| Centreville 14                 | 668               | 35           | 5.24%        | 33          |
| Centreville 15                 | 645               | 108          | 16.74%       | 95          |
| Centreville 16                 | 553               | 24           | 4.34%        | 22          |
| Centreville 17                 | 335               | 30           | 8.96%        | 29          |
| Centreville 18                 | 716               | 53           | 7.40%        | 47          |
| Centreville 19                 | 597               | 78           | 13.07%       | 76          |
| Centreville 20                 | 762               | 58           | 7.61%        | 50          |
| Centreville 21                 | 424               | 13           | 3.07%        | 13          |
| Centreville 22                 | 453               | 25           | 5.52%        | 23          |
| Centreville 23                 | 616               | 198          | 32.14%       | 177         |
| Centreville 24                 | 826               | 52           | 6.30%        | 46          |
| Centreville 25                 | 961               | 200          | 20.81%       | 175         |
| Centreville 26                 | 651               | 214          | 32.87%       | 176         |

**General Primary**  
**March 18, 2014**  
 Thomas Holbrook  
 St. Clair County Clerk

**State of Illinois**  
 For Secretary Of State  
 (Vote for ONE)

|                                     | REGISTERED VOTERS | BALLOTS CAST | TURNOUT       | JESSE WHITE  |
|-------------------------------------|-------------------|--------------|---------------|--------------|
| Centreville 27                      | 533               | 276          | 51.78%        | 193          |
| <b>CENTREVILLE TOWNSHIP TOTALS</b>  | <b>15,779</b>     | <b>2,277</b> | <b>14.43%</b> | <b>1,945</b> |
| Canteen 1                           | 607               | 292          | 48.11%        | 242          |
| Canteen 2                           | 618               | 159          | 25.73%        | 143          |
| Canteen 3                           | 171               | 66           | 38.60%        | 60           |
| Canteen 4                           | 234               | 97           | 41.45%        | 68           |
| Canteen 5                           | 343               | 202          | 58.89%        | 104          |
| Canteen 6                           | 294               | 109          | 37.07%        | 69           |
| Canteen 7                           | 445               | 94           | 21.12%        | 73           |
| Canteen 8                           | 263               | 38           | 14.45%        | 31           |
| Canteen 9                           | 452               | 86           | 19.03%        | 72           |
| Canteen 10                          | 376               | 111          | 29.52%        | 89           |
| Canteen 11                          | 146               | 38           | 26.03%        | 31           |
| Canteen 12                          | 416               | 127          | 30.53%        | 97           |
| Canteen 13                          | 496               | 92           | 18.55%        | 76           |
| Canteen 14                          | 184               | 21           | 11.41%        | 16           |
| <b>CANTEEN TOWNSHIP TOTALS</b>      | <b>5,045</b>      | <b>1,532</b> | <b>30.37%</b> | <b>1,171</b> |
| Sugar Loaf 1                        | 1,181             | 64           | 5.42%         | 49           |
| Sugar Loaf 2                        | 675               | 46           | 6.81%         | 43           |
| Sugar Loaf 3                        | 554               | 47           | 8.48%         | 43           |
| Sugar Loaf 4                        | 763               | 52           | 6.82%         | 45           |
| Sugar Loaf 5                        | 822               | 60           | 7.30%         | 44           |
| Sugar Loaf 6                        | 757               | 40           | 5.28%         | 29           |
| <b>SUGAR LOAF TOWNSHIP TOTALS</b>   | <b>4,752</b>      | <b>309</b>   | <b>6.50%</b>  | <b>253</b>   |
| Stites 1                            | 499               | 84           | 16.83%        | 78           |
| <b>STITES TOWNSHIP TOTALS</b>       | <b>499</b>        | <b>84</b>    | <b>16.83%</b> | <b>78</b>    |
| Engelmann 1                         | 546               | 19           | 3.48%         | 16           |
| <b>ENGELMANN TOWNSHIP TOTALS</b>    | <b>546</b>        | <b>19</b>    | <b>3.48%</b>  | <b>16</b>    |
| Fayetteville 1                      | 450               | 30           | 6.67%         | 23           |
| Fayetteville 2                      | 709               | 29           | 4.09%         | 23           |
| <b>FAYETTEVILLE TOWNSHIP TOTALS</b> | <b>1,159</b>      | <b>59</b>    | <b>5.09%</b>  | <b>46</b>    |

**General Primary**  
**March 18, 2014**  
 Thomas Holbrook  
 St. Clair County Clerk

**State of Illinois**  
 For Secretary Of State  
 (Vote for ONE)

|  | REGISTERED VOTERS | BALLOTS CAST  | TURNOUT      | JESSE WHITE  |
|--|-------------------|---------------|--------------|--------------|
| Marissa 1                              | 495               | 20            | 4.04%        | 17           |
| Marissa 2                              | 551               | 33            | 5.99%        | 28           |
| Marissa 3                              | 572               | 25            | 4.37%        | 22           |
| <b>MARISSA TOWNSHIP TOTALS</b>         | <b>1,618</b>      | <b>78</b>     | <b>4.82%</b> | <b>67</b>    |
| Freeburg 1                             | 1,223             | 50            | 4.09%        | 34           |
| Freeburg 2                             | 1,164             | 47            | 4.04%        | 37           |
| Freeburg 3                             | 1,120             | 72            | 6.43%        | 59           |
| <b>FREEBURG TOWNSHIP TOTALS</b>        | <b>3,507</b>      | <b>169</b>    | <b>4.82%</b> | <b>130</b>   |
| New Athens 1                           | 871               | 30            | 3.44%        | 27           |
| New Athens 2                           | 862               | 30            | 3.48%        | 23           |
| <b>NEW ATHENS TOWNSHIP TOTALS</b>      | <b>1,733</b>      | <b>60</b>     | <b>3.46%</b> | <b>50</b>    |
| Lenzburg 1                             | 672               | 44            | 6.55%        | 36           |
| <b>LENZBURG TOWNSHIP TOTALS</b>        | <b>672</b>        | <b>44</b>     | <b>6.55%</b> | <b>36</b>    |
| Prairie Du Long 1                      | 799               | 28            | 3.50%        | 22           |
| Prairie Du Long 2                      | 962               | 58            | 6.03%        | 49           |
| <b>PRAIRIE DU LONG TOWNSHIP TOTALS</b> | <b>1,761</b>      | <b>86</b>     | <b>4.88%</b> | <b>71</b>    |
| Smithton 1                             | 1,274             | 108           | 8.48%        | 87           |
| Smithton 2                             | 791               | 65            | 8.22%        | 57           |
| Smithton 3                             | 1,044             | 42            | 4.02%        | 37           |
| <b>SMITHTON TOWNSHIP TOTALS</b>        | <b>3,109</b>      | <b>215</b>    | <b>6.92%</b> | <b>181</b>   |
| Millstadt 1                            | 1,047             | 50            | 4.78%        | 43           |
| Millstadt 2                            | 1,404             | 62            | 4.42%        | 42           |
| Millstadt 3                            | 559               | 35            | 6.26%        | 30           |
| Millstadt 4                            | 848               | 38            | 4.48%        | 29           |
| Millstadt 5                            | 925               | 46            | 4.97%        | 34           |
| <b>MILLSTADT TOWNSHIP TOTALS</b>       | <b>4,783</b>      | <b>231</b>    | <b>4.83%</b> | <b>178</b>   |
| <b>ST. CLAIR TOTALS</b>                | <b>152,184</b>    | <b>11,080</b> | <b>7.28%</b> | <b>9,376</b> |
| Precinct 01                            | 1,382             | 429           | 31.04%       | 211          |
| Precinct 02                            | 828               | 253           | 30.56%       | 230          |
| Precinct 03                            | 704               | 147           | 20.88%       | 112          |



**General Primary**  
**March 18, 2014**  
 Thomas Holbrook  
 St. Clair County Clerk

**State of Illinois**  
 For Secretary Of State  
 (Vote for ONE)

|                             | REGISTERED VOTERS | BALLOTS CAST  | TURNOUT       | JESSE WHITE   |
|-----------------------------|-------------------|---------------|---------------|---------------|
| Precinct 04                 | 893               | 199           | 22.28%        | 155           |
| Precinct 05                 | 737               | 139           | 18.86%        | 127           |
| Precinct 06                 | 559               | 160           | 28.62%        | 141           |
| Precinct 07                 | 496               | 117           | 23.59%        | 104           |
| Precinct 08                 | 505               | 112           | 22.18%        | 93            |
| Precinct 09                 | 668               | 96            | 14.37%        | 88            |
| Precinct 10                 | 625               | 194           | 31.04%        | 109           |
| Precinct 11                 | 728               | 210           | 28.85%        | 145           |
| Precinct 12                 | 1,029             | 274           | 26.63%        | 206           |
| Precinct 13                 | 1,143             | 231           | 20.21%        | 182           |
| Precinct 14                 | 796               | 171           | 21.48%        | 157           |
| Precinct 15                 | 803               | 275           | 34.25%        | 220           |
| Precinct 16                 | 765               | 235           | 30.72%        | 200           |
| Precinct 17                 | 934               | 127           | 13.60%        | 117           |
| Precinct 18                 | 467               | 141           | 30.19%        | 128           |
| Precinct 19                 | 737               | 188           | 25.51%        | 172           |
| Precinct 20                 | 797               | 174           | 21.83%        | 148           |
| Precinct 21                 | 824               | 192           | 23.30%        | 167           |
| Precinct 22                 | 427               | 207           | 48.48%        | 184           |
| Precinct 23                 | 885               | 125           | 14.12%        | 121           |
| Precinct 24                 | 416               | 113           | 27.16%        | 108           |
| Precinct 25                 | 830               | 394           | 47.47%        | 248           |
| <b>CITY OF E. ST. LOUIS</b> | <b>18,978</b>     | <b>4,903</b>  | <b>25.84%</b> | <b>3,873</b>  |
| <b>TOTALS</b>               |                   |               |               |               |
| <b>TOTALS</b>               | <b>171,162</b>    | <b>15,983</b> | <b>9.34%</b>  | <b>13,249</b> |

**General Primary**  
**March 18, 2014**  
 Thomas Holbrook  
 St. Clair County Clerk

**State of Illinois**  
 For Comptroller  
 (Vote for ONE)

|               | REGISTERED VOTERS | BALLOTS CAST | TURNOUT | SHEILA SIMON |
|---------------|-------------------|--------------|---------|--------------|
| Belleville 1  | 566               | 34           | 6.01%   | 27           |
| Belleville 2  | 1,103             | 30           | 2.72%   | 26           |
| Belleville 3  | 822               | 58           | 7.06%   | 40           |
| Belleville 4  | 730               | 47           | 6.44%   | 40           |
| Belleville 5  | 798               | 72           | 9.02%   | 58           |
| Belleville 6  | 734               | 46           | 6.27%   | 41           |
| Belleville 7  | 753               | 57           | 7.57%   | 43           |
| Belleville 8  | 596               | 33           | 5.54%   | 27           |
| Belleville 9  | 566               | 33           | 5.83%   | 28           |
| Belleville 10 | 586               | 29           | 4.95%   | 21           |
| Belleville 11 | 576               | 33           | 5.73%   | 25           |
| Belleville 12 | 745               | 41           | 5.50%   | 39           |
| Belleville 13 | 914               | 65           | 7.11%   | 47           |
| Belleville 14 | 881               | 38           | 4.31%   | 32           |
| Belleville 15 | 639               | 51           | 7.98%   | 44           |
| Belleville 16 | 782               | 57           | 7.29%   | 49           |
| Belleville 17 | 646               | 48           | 7.43%   | 39           |
| Belleville 18 | 616               | 34           | 5.52%   | 20           |
| Belleville 19 | 689               | 31           | 4.50%   | 25           |
| Belleville 20 | 754               | 47           | 6.23%   | 41           |
| Belleville 21 | 708               | 58           | 8.19%   | 44           |
| Belleville 22 | 1,185             | 88           | 7.43%   | 64           |
| Belleville 23 | 783               | 53           | 6.77%   | 40           |
| Belleville 24 | 899               | 46           | 5.12%   | 37           |
| Belleville 25 | 692               | 27           | 3.90%   | 19           |
| Belleville 26 | 1,263             | 38           | 3.01%   | 36           |
| Belleville 27 | 594               | 41           | 6.90%   | 35           |
| Belleville 28 | 668               | 59           | 8.83%   | 52           |
| Belleville 29 | 612               | 45           | 7.35%   | 36           |
| Belleville 30 | 523               | 30           | 5.74%   | 23           |
| Belleville 31 | 873               | 44           | 5.04%   | 39           |
| Belleville 32 | 790               | 50           | 6.33%   | 37           |
| Belleville 33 | 718               | 101          | 14.07%  | 79           |
| Belleville 34 | 319               | 22           | 6.90%   | 21           |
| Belleville 35 | 1,067             | 68           | 6.37%   | 53           |

**General Primary  
March 18, 2014**  
Thomas Holbrook  
St. Clair County Clerk

**State of Illinois**  
For Comptroller  
(Vote for ONE)

|                                      | REGISTERED VOTERS | BALLOTS CAST | TURNOUT      | SHEILA SIMON |
|--------------------------------------|-------------------|--------------|--------------|--------------|
| <b>BELLEVILLE TOWNSHIP TOTALS</b>    | <b>26,190</b>     | <b>1,654</b> | <b>6.32%</b> | <b>1,327</b> |
| Mascoutah 1                          | 1,077             | 30           | 2.79%        | 23           |
| Mascoutah 2                          | 1,391             | 43           | 3.09%        | 32           |
| Mascoutah 3                          | 1,501             | 30           | 2.00%        | 27           |
| Mascoutah 4                          | 1,183             | 39           | 3.30%        | 30           |
| <b>MASCOUTAH TOWNSHIP TOTALS</b>     | <b>5,152</b>      | <b>142</b>   | <b>2.76%</b> | <b>112</b>   |
| Lebanon 1                            | 1,399             | 71           | 5.08%        | 61           |
| Lebanon 2                            | 677               | 47           | 6.94%        | 39           |
| Lebanon 3                            | 534               | 9            | 1.69%        | 7            |
| <b>LEBANON TOWNSHIP TOTALS</b>       | <b>2,610</b>      | <b>127</b>   | <b>4.87%</b> | <b>107</b>   |
| Shiloh Valley 1                      | 1,433             | 52           | 3.63%        | 41           |
| Shiloh Valley 2                      | 820               | 9            | 1.10%        | 7            |
| Shiloh Valley 3                      | 561               | 11           | 1.96%        | 10           |
| Shiloh Valley 4                      | 592               | 13           | 2.20%        | 13           |
| Shiloh Valley 5                      | 1,481             | 57           | 3.85%        | 47           |
| <b>SHILOH VALLEY TOWNSHIP TOTALS</b> | <b>4,887</b>      | <b>142</b>   | <b>2.91%</b> | <b>118</b>   |
| O Fallon 1                           | 969               | 44           | 4.54%        | 36           |
| O Fallon 2                           | 959               | 45           | 4.69%        | 39           |
| O Fallon 3                           | 640               | 18           | 2.81%        | 15           |
| O Fallon 4                           | 509               | 33           | 6.48%        | 28           |
| O Fallon 5                           | 1,020             | 19           | 1.86%        | 16           |
| O Fallon 6                           | 792               | 31           | 3.91%        | 25           |
| O Fallon 7                           | 1,053             | 33           | 3.13%        | 27           |
| O Fallon 8                           | 1,378             | 35           | 2.54%        | 30           |
| O Fallon 9                           | 929               | 24           | 2.58%        | 17           |
| O Fallon 10                          | 957               | 20           | 2.09%        | 19           |
| O Fallon 11                          | 950               | 30           | 3.16%        | 27           |
| O Fallon 12                          | 1,140             | 35           | 3.07%        | 32           |
| O Fallon 13                          | 1,108             | 46           | 4.15%        | 40           |
| O Fallon 14                          | 805               | 25           | 3.11%        | 19           |
| O Fallon 15                          | 1,081             | 23           | 2.13%        | 16           |
| O Fallon 16                          | 1,013             | 31           | 3.06%        | 27           |

**General Primary**  
**March 18, 2014**  
 Thomas Holbrook  
 St. Clair County Clerk

**State of Illinois**  
 For Comptroller  
 (Vote for ONE)

|                                     | REGISTERED VOTERS | BALLOTS CAST | TURNOUT      | SHEILA SIMON |
|-------------------------------------|-------------------|--------------|--------------|--------------|
| O Fallon 17                         | 753               | 32           | 4.25%        | 31           |
| O Fallon 18                         | 579               | 25           | 4.32%        | 19           |
| <b>O'FALLON TOWNSHIP<br/>TOTALS</b> | <b>16,635</b>     | <b>549</b>   | <b>3.30%</b> | <b>463</b>   |
| St Clair 1                          | 548               | 16           | 2.92%        | 13           |
| St Clair 2                          | 690               | 28           | 4.06%        | 27           |
| St Clair 3                          | 641               | 37           | 5.77%        | 32           |
| St Clair 4                          | 356               | 20           | 5.62%        | 15           |
| St Clair 5                          | 614               | 47           | 7.65%        | 38           |
| St Clair 6                          | 671               | 21           | 3.13%        | 17           |
| St Clair 7                          | 469               | 22           | 4.69%        | 18           |
| St Clair 8                          | 1,026             | 62           | 6.04%        | 55           |
| St Clair 9                          | 897               | 53           | 5.91%        | 47           |
| St Clair 10                         | 441               | 21           | 4.76%        | 14           |
| St Clair 11                         | 516               | 19           | 3.68%        | 14           |
| St Clair 12                         | 1,030             | 29           | 2.82%        | 26           |
| St Clair 13                         | 741               | 52           | 7.02%        | 39           |
| St Clair 14                         | 662               | 19           | 2.87%        | 18           |
| St Clair 15                         | 1,114             | 60           | 5.39%        | 48           |
| St Clair 16                         | 962               | 51           | 5.30%        | 47           |
| St Clair 17                         | 405               | 19           | 4.69%        | 14           |
| St Clair 18                         | 595               | 19           | 3.19%        | 19           |
| St Clair 19                         | 548               | 27           | 4.93%        | 14           |
| St Clair 20                         | 729               | 50           | 6.86%        | 40           |
| St Clair 21                         | 613               | 30           | 4.89%        | 24           |
| St Clair 22                         | 486               | 18           | 3.70%        | 16           |
| St Clair 23                         | 1,027             | 48           | 4.67%        | 41           |
| St Clair 24                         | 643               | 20           | 3.11%        | 19           |
| St Clair 25                         | 1,063             | 50           | 4.70%        | 42           |
| St Clair 26                         | 796               | 30           | 3.77%        | 24           |
| St Clair 27                         | 805               | 28           | 3.48%        | 25           |
| St Clair 28                         | 875               | 59           | 6.74%        | 44           |
| St Clair 29                         | 788               | 30           | 3.81%        | 25           |
| St Clair 30                         | 675               | 53           | 7.85%        | 46           |
| St Clair 31                         | 754               | 28           | 3.71%        | 25           |

**General Primary**  
**March 18, 2014**  
 Thomas Holbrook  
 St. Clair County Clerk

**State of Illinois**  
 For Comptroller  
 (Vote for ONE)

|                                   | REGISTERED VOTERS | BALLOTS CAST | TURNOUT      | SHEILA SIMON |
|-----------------------------------|-------------------|--------------|--------------|--------------|
| St Clair 32                       | 530               | 11           | 2.08%        | 8            |
| St Clair 33                       | 750               | 33           | 4.40%        | 28           |
| <b>ST. CLAIR TOWNSHIP TOTALS</b>  | <b>23,460</b>     | <b>1,110</b> | <b>4.73%</b> | <b>922</b>   |
| Caseyville 1                      | 951               | 75           | 7.89%        | 68           |
| Caseyville 2                      | 1,063             | 49           | 4.61%        | 35           |
| Caseyville 3                      | 656               | 119          | 18.14%       | 95           |
| Caseyville 4                      | 732               | 126          | 17.21%       | 97           |
| Caseyville 5                      | 1,518             | 88           | 5.80%        | 70           |
| Caseyville 6                      | 552               | 38           | 6.88%        | 32           |
| Caseyville 7                      | 643               | 69           | 10.73%       | 58           |
| Caseyville 8                      | 828               | 154          | 18.60%       | 125          |
| Caseyville 9                      | 1,019             | 119          | 11.68%       | 102          |
| Caseyville 10                     | 536               | 22           | 4.10%        | 19           |
| Caseyville 11                     | 639               | 51           | 7.98%        | 45           |
| Caseyville 12                     | 1,549             | 46           | 2.97%        | 38           |
| Caseyville 13                     | 796               | 67           | 8.42%        | 53           |
| Caseyville 14                     | 603               | 84           | 13.93%       | 62           |
| Caseyville 15                     | 464               | 84           | 18.10%       | 68           |
| Caseyville 16                     | 393               | 29           | 7.38%        | 25           |
| Caseyville 17                     | 308               | 24           | 7.79%        | 17           |
| Caseyville 18                     | 450               | 48           | 10.67%       | 42           |
| Caseyville 19                     | 522               | 117          | 22.41%       | 97           |
| Caseyville 20                     | 487               | 87           | 17.86%       | 72           |
| Caseyville 21                     | 732               | 24           | 3.28%        | 23           |
| Caseyville 22                     | 490               | 24           | 4.90%        | 22           |
| Caseyville 23                     | 908               | 50           | 5.51%        | 45           |
| Caseyville 24                     | 692               | 37           | 5.35%        | 32           |
| Caseyville 25                     | 845               | 33           | 3.91%        | 33           |
| Caseyville 26                     | 1,425             | 72           | 5.05%        | 58           |
| Caseyville 27                     | 1,198             | 45           | 3.76%        | 40           |
| <b>CASEYVILLE TOWNSHIP TOTALS</b> | <b>20,999</b>     | <b>1,781</b> | <b>8.48%</b> | <b>1,473</b> |
| Stookey 1                         | 1,555             | 56           | 3.60%        | 44           |
| Stookey 2                         | 801               | 41           | 5.12%        | 30           |
| Stookey 3                         | 464               | 19           | 4.09%        | 14           |

General Primary  
 March 18, 2014  
 Thomas Holbrook  
 St. Clair County Clerk

State of Illinois  
 For Comptroller  
 (Vote for ONE)

|                                | REGISTERED VOTERS | BALLOTS CAST | TURNOUT      | SHEILA SIMON |
|--------------------------------|-------------------|--------------|--------------|--------------|
| Stookey 4                      | 617               | 46           | 7.46%        | 34           |
| Stookey 5                      | 341               | 23           | 6.74%        | 21           |
| Stookey 6                      | 929               | 54           | 5.81%        | 48           |
| Stookey 7                      | 620               | 30           | 4.84%        | 26           |
| Stookey 8                      | 428               | 28           | 6.54%        | 25           |
| Stookey 9                      | 832               | 67           | 8.05%        | 55           |
| Stookey 10                     | 701               | 48           | 6.85%        | 29           |
| <b>STOOKEY TOWNSHIP TOTALS</b> | <b>7,288</b>      | <b>412</b>   | <b>5.65%</b> | <b>326</b>   |
| Centreville 1                  | 621               | 43           | 6.92%        | 35           |
| Centreville 2                  | 492               | 193          | 39.23%       | 129          |
| Centreville 3                  | 459               | 47           | 10.24%       | 37           |
| Centreville 4                  | 762               | 62           | 8.14%        | 54           |
| Centreville 5                  | 323               | 43           | 13.31%       | 31           |
| Centreville 6                  | 468               | 49           | 10.47%       | 38           |
| Centreville 7                  | 252               | 101          | 40.08%       | 82           |
| Centreville 8                  | 455               | 50           | 10.99%       | 46           |
| Centreville 9                  | 631               | 56           | 8.87%        | 43           |
| Centreville 10                 | 407               | 31           | 7.62%        | 26           |
| Centreville 11                 | 269               | 36           | 13.38%       | 32           |
| Centreville 12                 | 1,033             | 80           | 7.74%        | 63           |
| Centreville 13                 | 867               | 122          | 14.07%       | 99           |
| Centreville 14                 | 668               | 35           | 5.24%        | 29           |
| Centreville 15                 | 645               | 108          | 16.74%       | 84           |
| Centreville 16                 | 553               | 24           | 4.34%        | 20           |
| Centreville 17                 | 335               | 30           | 8.96%        | 24           |
| Centreville 18                 | 716               | 53           | 7.40%        | 41           |
| Centreville 19                 | 597               | 78           | 13.07%       | 72           |
| Centreville 20                 | 762               | 58           | 7.61%        | 49           |
| Centreville 21                 | 424               | 13           | 3.07%        | 12           |
| Centreville 22                 | 453               | 25           | 5.52%        | 23           |
| Centreville 23                 | 616               | 198          | 32.14%       | 168          |
| Centreville 24                 | 826               | 52           | 6.30%        | 42           |
| Centreville 25                 | 961               | 200          | 20.81%       | 158          |
| Centreville 26                 | 651               | 214          | 32.87%       | 168          |

**General Primary**  
**March 18, 2014**  
 Thomas Holbrook  
 St. Clair County Clerk

**State of Illinois**  
 For Comptroller  
 (Vote for ONE)

|                                     | REGISTERED VOTERS | BALLOTS CAST | TURNOUT       | SHEILA SIMON |
|-------------------------------------|-------------------|--------------|---------------|--------------|
| Centreville 27                      | 533               | 276          | 51.78%        | 165          |
| <b>CENTREVILLE TOWNSHIP TOTALS</b>  | <b>15,779</b>     | <b>2,277</b> | <b>14.43%</b> | <b>1,770</b> |
| Canteen 1                           | 607               | 292          | 48.11%        | 224          |
| Canteen 2                           | 618               | 159          | 25.73%        | 129          |
| Canteen 3                           | 171               | 66           | 38.60%        | 50           |
| Canteen 4                           | 234               | 97           | 41.45%        | 58           |
| Canteen 5                           | 343               | 202          | 58.89%        | 74           |
| Canteen 6                           | 294               | 109          | 37.07%        | 58           |
| Canteen 7                           | 445               | 94           | 21.12%        | 60           |
| Canteen 8                           | 263               | 38           | 14.45%        | 28           |
| Canteen 9                           | 452               | 86           | 19.03%        | 67           |
| Canteen 10                          | 376               | 111          | 29.52%        | 81           |
| Canteen 11                          | 146               | 38           | 26.03%        | 21           |
| Canteen 12                          | 416               | 127          | 30.53%        | 92           |
| Canteen 13                          | 496               | 92           | 18.55%        | 69           |
| Canteen 14                          | 184               | 21           | 11.41%        | 11           |
| <b>CANTEEN TOWNSHIP TOTALS</b>      | <b>5,045</b>      | <b>1,532</b> | <b>30.37%</b> | <b>1,022</b> |
| Sugar Loaf 1                        | 1,181             | 64           | 5.42%         | 45           |
| Sugar Loaf 2                        | 675               | 46           | 6.81%         | 36           |
| Sugar Loaf 3                        | 554               | 47           | 8.48%         | 36           |
| Sugar Loaf 4                        | 763               | 52           | 6.82%         | 41           |
| Sugar Loaf 5                        | 822               | 60           | 7.30%         | 37           |
| Sugar Loaf 6                        | 757               | 40           | 5.28%         | 31           |
| <b>SUGAR LOAF TOWNSHIP TOTALS</b>   | <b>4,752</b>      | <b>309</b>   | <b>6.50%</b>  | <b>226</b>   |
| Stites 1                            | 499               | 84           | 16.83%        | 73           |
| <b>STITES TOWNSHIP TOTALS</b>       | <b>499</b>        | <b>84</b>    | <b>16.83%</b> | <b>73</b>    |
| Engelmann 1                         | 546               | 19           | 3.48%         | 13           |
| <b>ENGELMANN TOWNSHIP TOTALS</b>    | <b>546</b>        | <b>19</b>    | <b>3.48%</b>  | <b>13</b>    |
| Fayetteville 1                      | 450               | 30           | 6.67%         | 19           |
| Fayetteville 2                      | 709               | 29           | 4.09%         | 24           |
| <b>FAYETTEVILLE TOWNSHIP TOTALS</b> | <b>1,159</b>      | <b>59</b>    | <b>5.09%</b>  | <b>43</b>    |

General Primary  
 March 18, 2014  
 Thomas Holbrook  
 St. Clair County Clerk

State of Illinois  
 For Comptroller  
 (Vote for ONE)

|  | REGISTERED VOTERS | BALLOTS CAST  | TURNOUT      | SHEILA SIMON |
|--|-------------------|---------------|--------------|--------------|
| Marissa 1                              | 495               | 20            | 4.04%        | 18           |
| Marissa 2                              | 551               | 33            | 5.99%        | 23           |
| Marissa 3                              | 572               | 25            | 4.37%        | 19           |
| <b>MARISSA TOWNSHIP TOTALS</b>         | <b>1,618</b>      | <b>78</b>     | <b>4.82%</b> | <b>60</b>    |
| Freeburg 1                             | 1,223             | 50            | 4.09%        | 31           |
| Freeburg 2                             | 1,164             | 47            | 4.04%        | 37           |
| Freeburg 3                             | 1,120             | 72            | 6.43%        | 57           |
| <b>FREEBURG TOWNSHIP TOTALS</b>        | <b>3,507</b>      | <b>169</b>    | <b>4.82%</b> | <b>125</b>   |
| New Athens 1                           | 871               | 30            | 3.44%        | 23           |
| New Athens 2                           | 862               | 30            | 3.48%        | 21           |
| <b>NEW ATHENS TOWNSHIP TOTALS</b>      | <b>1,733</b>      | <b>60</b>     | <b>3.46%</b> | <b>44</b>    |
| Lenzburg 1                             | 672               | 44            | 6.55%        | 37           |
| <b>LENZBURG TOWNSHIP TOTALS</b>        | <b>672</b>        | <b>44</b>     | <b>6.55%</b> | <b>37</b>    |
| Prairie Du Long 1                      | 799               | 28            | 3.50%        | 24           |
| Prairie Du Long 2                      | 962               | 58            | 6.03%        | 50           |
| <b>PRAIRIE DU LONG TOWNSHIP TOTALS</b> | <b>1,761</b>      | <b>86</b>     | <b>4.88%</b> | <b>74</b>    |
| Smithton 1                             | 1,274             | 108           | 8.48%        | 82           |
| Smithton 2                             | 791               | 65            | 8.22%        | 53           |
| Smithton 3                             | 1,044             | 42            | 4.02%        | 34           |
| <b>SMITHTON TOWNSHIP TOTALS</b>        | <b>3,109</b>      | <b>215</b>    | <b>6.92%</b> | <b>169</b>   |
| Millstadt 1                            | 1,047             | 50            | 4.78%        | 40           |
| Millstadt 2                            | 1,404             | 62            | 4.42%        | 45           |
| Millstadt 3                            | 559               | 35            | 6.26%        | 29           |
| Millstadt 4                            | 848               | 38            | 4.48%        | 27           |
| Millstadt 5                            | 925               | 46            | 4.97%        | 31           |
| <b>MILLSTADT TOWNSHIP TOTALS</b>       | <b>4,783</b>      | <b>231</b>    | <b>4.83%</b> | <b>172</b>   |
| <b>ST. CLAIR TOTALS</b>                | <b>152,184</b>    | <b>11,080</b> | <b>7.28%</b> | <b>8,676</b> |
| Precinct 01                            | 1,382             | 429           | 31.04%       | 161          |
| Precinct 02                            | 828               | 253           | 30.56%       | 203          |
| Precinct 03                            | 704               | 147           | 20.88%       | 87           |



**General Primary**  
**March 18, 2014**  
 Thomas Holbrook  
 St. Clair County Clerk

**State of Illinois**  
 For Comptroller  
 (Vote for ONE)

|                             | REGISTERED VOTERS | BALLOTS CAST  | TURNOUT       | SHEILA SIMON  |
|-----------------------------|-------------------|---------------|---------------|---------------|
| Precinct 04                 | 893               | 199           | 22.28%        | 125           |
| Precinct 05                 | 737               | 139           | 18.86%        | 103           |
| Precinct 06                 | 559               | 160           | 28.62%        | 112           |
| Precinct 07                 | 496               | 117           | 23.59%        | 87            |
| Precinct 08                 | 505               | 112           | 22.18%        | 75            |
| Precinct 09                 | 668               | 96            | 14.37%        | 68            |
| Precinct 10                 | 625               | 194           | 31.04%        | 70            |
| Precinct 11                 | 728               | 210           | 28.85%        | 86            |
| Precinct 12                 | 1,029             | 274           | 26.63%        | 160           |
| Precinct 13                 | 1,143             | 231           | 20.21%        | 146           |
| Precinct 14                 | 796               | 171           | 21.48%        | 127           |
| Precinct 15                 | 803               | 275           | 34.25%        | 160           |
| Precinct 16                 | 765               | 235           | 30.72%        | 168           |
| Precinct 17                 | 934               | 127           | 13.60%        | 90            |
| Precinct 18                 | 467               | 141           | 30.19%        | 105           |
| Precinct 19                 | 737               | 188           | 25.51%        | 145           |
| Precinct 20                 | 797               | 174           | 21.83%        | 117           |
| Precinct 21                 | 824               | 192           | 23.30%        | 129           |
| Precinct 22                 | 427               | 207           | 48.48%        | 161           |
| Precinct 23                 | 885               | 125           | 14.12%        | 103           |
| Precinct 24                 | 416               | 113           | 27.16%        | 101           |
| Precinct 25                 | 830               | 394           | 47.47%        | 168           |
| <b>CITY OF E. ST. LOUIS</b> | <b>18,978</b>     | <b>4,903</b>  | <b>25.84%</b> | <b>3,057</b>  |
| <b>TOTALS</b>               |                   |               |               |               |
| <b>TOTALS</b>               | <b>171,162</b>    | <b>15,983</b> | <b>9.34%</b>  | <b>11,733</b> |

**General Primary**  
**March 18, 2014**  
 Thomas Holbrook  
 St. Clair County Clerk

**State of Illinois**  
 For Treasurer  
 (Vote for ONE)

|               | REGISTERED VOTERS | BALLOTS CAST | TURNOUT | MICHAEL W. FRERICHS |
|---------------|-------------------|--------------|---------|---------------------|
| Belleville 1  | 566               | 34           | 6.01%   | 26                  |
| Belleville 2  | 1,103             | 30           | 2.72%   | 24                  |
| Belleville 3  | 822               | 58           | 7.06%   | 38                  |
| Belleville 4  | 730               | 47           | 6.44%   | 38                  |
| Belleville 5  | 798               | 72           | 9.02%   | 58                  |
| Belleville 6  | 734               | 46           | 6.27%   | 40                  |
| Belleville 7  | 753               | 57           | 7.57%   | 42                  |
| Belleville 8  | 596               | 33           | 5.54%   | 25                  |
| Belleville 9  | 566               | 33           | 5.83%   | 30                  |
| Belleville 10 | 586               | 29           | 4.95%   | 21                  |
| Belleville 11 | 576               | 33           | 5.73%   | 24                  |
| Belleville 12 | 745               | 41           | 5.50%   | 38                  |
| Belleville 13 | 914               | 65           | 7.11%   | 43                  |
| Belleville 14 | 881               | 38           | 4.31%   | 32                  |
| Belleville 15 | 639               | 51           | 7.98%   | 44                  |
| Belleville 16 | 782               | 57           | 7.29%   | 50                  |
| Belleville 17 | 646               | 48           | 7.43%   | 35                  |
| Belleville 18 | 616               | 34           | 5.52%   | 21                  |
| Belleville 19 | 689               | 31           | 4.50%   | 27                  |
| Belleville 20 | 754               | 47           | 6.23%   | 41                  |
| Belleville 21 | 708               | 58           | 8.19%   | 42                  |
| Belleville 22 | 1,185             | 88           | 7.43%   | 57                  |
| Belleville 23 | 783               | 53           | 6.77%   | 40                  |
| Belleville 24 | 899               | 46           | 5.12%   | 37                  |
| Belleville 25 | 692               | 27           | 3.90%   | 17                  |
| Belleville 26 | 1,263             | 38           | 3.01%   | 35                  |
| Belleville 27 | 594               | 41           | 6.90%   | 31                  |
| Belleville 28 | 668               | 59           | 8.83%   | 51                  |
| Belleville 29 | 612               | 45           | 7.35%   | 35                  |
| Belleville 30 | 523               | 30           | 5.74%   | 22                  |
| Belleville 31 | 873               | 44           | 5.04%   | 37                  |
| Belleville 32 | 790               | 50           | 6.33%   | 35                  |
| Belleville 33 | 718               | 101          | 14.07%  | 77                  |
| Belleville 34 | 319               | 22           | 6.90%   | 19                  |
| Belleville 35 | 1,067             | 68           | 6.37%   | 45                  |

**General Primary**  
**March 18, 2014**  
 Thomas Holbrook  
 St. Clair County Clerk

**State of Illinois**  
 For Treasurer  
 (Vote for ONE)

|                                      | REGISTERED VOTERS | BALLOTS CAST | TURNOUT      | MICHAEL W. FRERICHS |
|--------------------------------------|-------------------|--------------|--------------|---------------------|
| <b>BELLEVILLE TOWNSHIP TOTALS</b>    | <b>26,190</b>     | <b>1,654</b> | <b>6.32%</b> | <b>1,277</b>        |
| Mascoutah 1                          | 1,077             | 30           | 2.79%        | 22                  |
| Mascoutah 2                          | 1,391             | 43           | 3.09%        | 31                  |
| Mascoutah 3                          | 1,501             | 30           | 2.00%        | 25                  |
| Mascoutah 4                          | 1,183             | 39           | 3.30%        | 31                  |
| <b>MASCOUTAH TOWNSHIP TOTALS</b>     | <b>5,152</b>      | <b>142</b>   | <b>2.76%</b> | <b>109</b>          |
| Lebanon 1                            | 1,399             | 71           | 5.08%        | 61                  |
| Lebanon 2                            | 677               | 47           | 6.94%        | 38                  |
| Lebanon 3                            | 534               | 9            | 1.69%        | 7                   |
| <b>LEBANON TOWNSHIP TOTALS</b>       | <b>2,610</b>      | <b>127</b>   | <b>4.87%</b> | <b>106</b>          |
| Shiloh Valley 1                      | 1,433             | 52           | 3.63%        | 38                  |
| Shiloh Valley 2                      | 820               | 9            | 1.10%        | 6                   |
| Shiloh Valley 3                      | 561               | 11           | 1.96%        | 9                   |
| Shiloh Valley 4                      | 592               | 13           | 2.20%        | 11                  |
| Shiloh Valley 5                      | 1,481             | 57           | 3.85%        | 45                  |
| <b>SHILOH VALLEY TOWNSHIP TOTALS</b> | <b>4,887</b>      | <b>142</b>   | <b>2.91%</b> | <b>109</b>          |
| O Fallon 1                           | 969               | 44           | 4.54%        | 34                  |
| O Fallon 2                           | 959               | 45           | 4.69%        | 38                  |
| O Fallon 3                           | 640               | 18           | 2.81%        | 14                  |
| O Fallon 4                           | 509               | 33           | 6.48%        | 27                  |
| O Fallon 5                           | 1,020             | 19           | 1.86%        | 16                  |
| O Fallon 6                           | 792               | 31           | 3.91%        | 25                  |
| O Fallon 7                           | 1,053             | 33           | 3.13%        | 26                  |
| O Fallon 8                           | 1,378             | 35           | 2.54%        | 28                  |
| O Fallon 9                           | 929               | 24           | 2.58%        | 14                  |
| O Fallon 10                          | 957               | 20           | 2.09%        | 18                  |
| O Fallon 11                          | 950               | 30           | 3.16%        | 24                  |
| O Fallon 12                          | 1,140             | 35           | 3.07%        | 32                  |
| O Fallon 13                          | 1,108             | 46           | 4.15%        | 39                  |
| O Fallon 14                          | 805               | 25           | 3.11%        | 18                  |
| O Fallon 15                          | 1,081             | 23           | 2.13%        | 15                  |
| O Fallon 16                          | 1,013             | 31           | 3.06%        | 27                  |

**General Primary**  
**March 18, 2014**  
 Thomas Holbrook  
 St. Clair County Clerk

**State of Illinois**  
 For Treasurer  
 (Vote for ONE)

|                                     | REGISTERED VOTERS | BALLOTS CAST | TURNOUT      | MICHAEL W. FRERICHS |
|-------------------------------------|-------------------|--------------|--------------|---------------------|
| O Fallon 17                         | 753               | 32           | 4.25%        | 31                  |
| O Fallon 18                         | 579               | 25           | 4.32%        | 17                  |
| <b>O'FALLON TOWNSHIP<br/>TOTALS</b> | <b>16,635</b>     | <b>549</b>   | <b>3.30%</b> | <b>443</b>          |
| St Clair 1                          | 548               | 16           | 2.92%        | 12                  |
| St Clair 2                          | 690               | 28           | 4.06%        | 26                  |
| St Clair 3                          | 641               | 37           | 5.77%        | 33                  |
| St Clair 4                          | 356               | 20           | 5.62%        | 14                  |
| St Clair 5                          | 614               | 47           | 7.65%        | 35                  |
| St Clair 6                          | 671               | 21           | 3.13%        | 17                  |
| St Clair 7                          | 469               | 22           | 4.69%        | 19                  |
| St Clair 8                          | 1,026             | 62           | 6.04%        | 56                  |
| St Clair 9                          | 897               | 53           | 5.91%        | 44                  |
| St Clair 10                         | 441               | 21           | 4.76%        | 11                  |
| St Clair 11                         | 516               | 19           | 3.68%        | 13                  |
| St Clair 12                         | 1,030             | 29           | 2.82%        | 26                  |
| St Clair 13                         | 741               | 52           | 7.02%        | 37                  |
| St Clair 14                         | 662               | 19           | 2.87%        | 16                  |
| St Clair 15                         | 1,114             | 60           | 5.39%        | 46                  |
| St Clair 16                         | 962               | 51           | 5.30%        | 44                  |
| St Clair 17                         | 405               | 19           | 4.69%        | 15                  |
| St Clair 18                         | 595               | 19           | 3.19%        | 18                  |
| St Clair 19                         | 548               | 27           | 4.93%        | 12                  |
| St Clair 20                         | 729               | 50           | 6.86%        | 37                  |
| St Clair 21                         | 613               | 30           | 4.89%        | 22                  |
| St Clair 22                         | 486               | 18           | 3.70%        | 17                  |
| St Clair 23                         | 1,027             | 48           | 4.67%        | 40                  |
| St Clair 24                         | 643               | 20           | 3.11%        | 17                  |
| St Clair 25                         | 1,063             | 50           | 4.70%        | 42                  |
| St Clair 26                         | 796               | 30           | 3.77%        | 23                  |
| St Clair 27                         | 805               | 28           | 3.48%        | 24                  |
| St Clair 28                         | 875               | 59           | 6.74%        | 42                  |
| St Clair 29                         | 788               | 30           | 3.81%        | 22                  |
| St Clair 30                         | 675               | 53           | 7.85%        | 45                  |
| St Clair 31                         | 754               | 28           | 3.71%        | 23                  |

**General Primary**  
**March 18, 2014**  
 Thomas Holbrook  
 St. Clair County Clerk

**State of Illinois**  
 For Treasurer  
 (Vote for ONE)

|                                   | REGISTERED VOTERS | BALLOTS CAST | TURNOUT      | MICHAEL W. FRERICHS |
|-----------------------------------|-------------------|--------------|--------------|---------------------|
| St Clair 32                       | 530               | 11           | 2.08%        | 6                   |
| St Clair 33                       | 750               | 33           | 4.40%        | 25                  |
| <b>ST. CLAIR TOWNSHIP TOTALS</b>  | <b>23,460</b>     | <b>1,110</b> | <b>4.73%</b> | <b>879</b>          |
| Caseyville 1                      | 951               | 75           | 7.89%        | 66                  |
| Caseyville 2                      | 1,063             | 49           | 4.61%        | 34                  |
| Caseyville 3                      | 656               | 119          | 18.14%       | 94                  |
| Caseyville 4                      | 732               | 126          | 17.21%       | 94                  |
| Caseyville 5                      | 1,518             | 88           | 5.80%        | 65                  |
| Caseyville 6                      | 552               | 38           | 6.88%        | 32                  |
| Caseyville 7                      | 643               | 69           | 10.73%       | 56                  |
| Caseyville 8                      | 828               | 154          | 18.60%       | 123                 |
| Caseyville 9                      | 1,019             | 119          | 11.68%       | 94                  |
| Caseyville 10                     | 536               | 22           | 4.10%        | 19                  |
| Caseyville 11                     | 639               | 51           | 7.98%        | 44                  |
| Caseyville 12                     | 1,549             | 46           | 2.97%        | 36                  |
| Caseyville 13                     | 796               | 67           | 8.42%        | 52                  |
| Caseyville 14                     | 603               | 84           | 13.93%       | 59                  |
| Caseyville 15                     | 464               | 84           | 18.10%       | 64                  |
| Caseyville 16                     | 393               | 29           | 7.38%        | 26                  |
| Caseyville 17                     | 308               | 24           | 7.79%        | 17                  |
| Caseyville 18                     | 450               | 48           | 10.67%       | 39                  |
| Caseyville 19                     | 522               | 117          | 22.41%       | 91                  |
| Caseyville 20                     | 487               | 87           | 17.86%       | 68                  |
| Caseyville 21                     | 732               | 24           | 3.28%        | 21                  |
| Caseyville 22                     | 490               | 24           | 4.90%        | 21                  |
| Caseyville 23                     | 908               | 50           | 5.51%        | 41                  |
| Caseyville 24                     | 692               | 37           | 5.35%        | 34                  |
| Caseyville 25                     | 845               | 33           | 3.91%        | 33                  |
| Caseyville 26                     | 1,425             | 72           | 5.05%        | 53                  |
| Caseyville 27                     | 1,198             | 45           | 3.76%        | 39                  |
| <b>CASEYVILLE TOWNSHIP TOTALS</b> | <b>20,999</b>     | <b>1,781</b> | <b>8.48%</b> | <b>1,415</b>        |
| Stookey 1                         | 1,555             | 56           | 3.60%        | 44                  |
| Stookey 2                         | 801               | 41           | 5.12%        | 27                  |
| Stookey 3                         | 464               | 19           | 4.09%        | 12                  |

General Primary  
 March 18, 2014  
 Thomas Holbrook  
 St. Clair County Clerk

State of Illinois  
 For Treasurer  
 (Vote for ONE)

|                                    | REGISTERED VOTERS | BALLOTS CAST | TURNOUT      | MICHAEL W. FRERICHS |
|------------------------------------|-------------------|--------------|--------------|---------------------|
| Stookey 4                          | 617               | 46           | 7.46%        | 34                  |
| Stookey 5                          | 341               | 23           | 6.74%        | 21                  |
| Stookey 6                          | 929               | 54           | 5.81%        | 46                  |
| Stookey 7                          | 620               | 30           | 4.84%        | 23                  |
| Stookey 8                          | 428               | 28           | 6.54%        | 25                  |
| Stookey 9                          | 832               | 67           | 8.05%        | 54                  |
| Stookey 10                         | 701               | 48           | 6.85%        | 29                  |
| <b>STOOKEY TOWNSHIP<br/>TOTALS</b> | <b>7,288</b>      | <b>412</b>   | <b>5.65%</b> | <b>315</b>          |
| Centreville 1                      | 621               | 43           | 6.92%        | 33                  |
| Centreville 2                      | 492               | 193          | 39.23%       | 128                 |
| Centreville 3                      | 459               | 47           | 10.24%       | 36                  |
| Centreville 4                      | 762               | 62           | 8.14%        | 46                  |
| Centreville 5                      | 323               | 43           | 13.31%       | 29                  |
| Centreville 6                      | 468               | 49           | 10.47%       | 37                  |
| Centreville 7                      | 252               | 101          | 40.08%       | 74                  |
| Centreville 8                      | 455               | 50           | 10.99%       | 46                  |
| Centreville 9                      | 631               | 56           | 8.87%        | 41                  |
| Centreville 10                     | 407               | 31           | 7.62%        | 25                  |
| Centreville 11                     | 269               | 36           | 13.38%       | 29                  |
| Centreville 12                     | 1,033             | 80           | 7.74%        | 60                  |
| Centreville 13                     | 867               | 122          | 14.07%       | 99                  |
| Centreville 14                     | 668               | 35           | 5.24%        | 26                  |
| Centreville 15                     | 645               | 108          | 16.74%       | 83                  |
| Centreville 16                     | 553               | 24           | 4.34%        | 21                  |
| Centreville 17                     | 335               | 30           | 8.96%        | 24                  |
| Centreville 18                     | 716               | 53           | 7.40%        | 40                  |
| Centreville 19                     | 597               | 78           | 13.07%       | 71                  |
| Centreville 20                     | 762               | 58           | 7.61%        | 49                  |
| Centreville 21                     | 424               | 13           | 3.07%        | 12                  |
| Centreville 22                     | 453               | 25           | 5.52%        | 21                  |
| Centreville 23                     | 616               | 198          | 32.14%       | 164                 |
| Centreville 24                     | 826               | 52           | 6.30%        | 41                  |
| Centreville 25                     | 961               | 200          | 20.81%       | 152                 |
| Centreville 26                     | 651               | 214          | 32.87%       | 164                 |

**General Primary**  
**March 18, 2014**  
 Thomas Holbrook  
 St. Clair County Clerk

**State of Illinois**  
 For Treasurer  
 (Vote for ONE)

|                                     | REGISTERED VOTERS | BALLOTS CAST | TURNOUT       | MICHAEL W. FRERICHS |
|-------------------------------------|-------------------|--------------|---------------|---------------------|
| Centreville 27                      | 533               | 276          | 51.78%        | 161                 |
| <b>CENTREVILLE TOWNSHIP TOTALS</b>  | <b>15,779</b>     | <b>2,277</b> | <b>14.43%</b> | <b>1,712</b>        |
| Canteen 1                           | 607               | 292          | 48.11%        | 218                 |
| Canteen 2                           | 618               | 159          | 25.73%        | 122                 |
| Canteen 3                           | 171               | 66           | 38.60%        | 54                  |
| Canteen 4                           | 234               | 97           | 41.45%        | 56                  |
| Canteen 5                           | 343               | 202          | 58.89%        | 75                  |
| Canteen 6                           | 294               | 109          | 37.07%        | 52                  |
| Canteen 7                           | 445               | 94           | 21.12%        | 62                  |
| Canteen 8                           | 263               | 38           | 14.45%        | 28                  |
| Canteen 9                           | 452               | 86           | 19.03%        | 62                  |
| Canteen 10                          | 376               | 111          | 29.52%        | 79                  |
| Canteen 11                          | 146               | 38           | 26.03%        | 20                  |
| Canteen 12                          | 416               | 127          | 30.53%        | 88                  |
| Canteen 13                          | 496               | 92           | 18.55%        | 66                  |
| Canteen 14                          | 184               | 21           | 11.41%        | 14                  |
| <b>CANTEEN TOWNSHIP TOTALS</b>      | <b>5,045</b>      | <b>1,532</b> | <b>30.37%</b> | <b>996</b>          |
| Sugar Loaf 1                        | 1,181             | 64           | 5.42%         | 47                  |
| Sugar Loaf 2                        | 675               | 46           | 6.81%         | 34                  |
| Sugar Loaf 3                        | 554               | 47           | 8.48%         | 35                  |
| Sugar Loaf 4                        | 763               | 52           | 6.82%         | 40                  |
| Sugar Loaf 5                        | 822               | 60           | 7.30%         | 35                  |
| Sugar Loaf 6                        | 757               | 40           | 5.28%         | 29                  |
| <b>SUGAR LOAF TOWNSHIP TOTALS</b>   | <b>4,752</b>      | <b>309</b>   | <b>6.50%</b>  | <b>220</b>          |
| Stites 1                            | 499               | 84           | 16.83%        | 70                  |
| <b>STITES TOWNSHIP TOTALS</b>       | <b>499</b>        | <b>84</b>    | <b>16.83%</b> | <b>70</b>           |
| Engelmann 1                         | 546               | 19           | 3.48%         | 13                  |
| <b>ENGELMANN TOWNSHIP TOTALS</b>    | <b>546</b>        | <b>19</b>    | <b>3.48%</b>  | <b>13</b>           |
| Fayetteville 1                      | 450               | 30           | 6.67%         | 18                  |
| Fayetteville 2                      | 709               | 29           | 4.09%         | 24                  |
| <b>FAYETTEVILLE TOWNSHIP TOTALS</b> | <b>1,159</b>      | <b>59</b>    | <b>5.09%</b>  | <b>42</b>           |

General Primary  
 March 18, 2014  
 Thomas Holbrook  
 St. Clair County Clerk

State of Illinois  
 For Treasurer  
 (Vote for ONE)

|  | REGISTERED VOTERS | BALLOTS CAST  | TURNOUT      | MICHAEL W. FRERICHS |
|--|-------------------|---------------|--------------|---------------------|
| Marissa 1                              | 495               | 20            | 4.04%        | 16                  |
| Marissa 2                              | 551               | 33            | 5.99%        | 22                  |
| Marissa 3                              | 572               | 25            | 4.37%        | 18                  |
| <b>MARISSA TOWNSHIP TOTALS</b>         | <b>1,618</b>      | <b>78</b>     | <b>4.82%</b> | <b>56</b>           |
| Freeburg 1                             | 1,223             | 50            | 4.09%        | 28                  |
| Freeburg 2                             | 1,164             | 47            | 4.04%        | 34                  |
| Freeburg 3                             | 1,120             | 72            | 6.43%        | 55                  |
| <b>FREEBURG TOWNSHIP TOTALS</b>        | <b>3,507</b>      | <b>169</b>    | <b>4.82%</b> | <b>117</b>          |
| New Athens 1                           | 871               | 30            | 3.44%        | 24                  |
| New Athens 2                           | 862               | 30            | 3.48%        | 18                  |
| <b>NEW ATHENS TOWNSHIP TOTALS</b>      | <b>1,733</b>      | <b>60</b>     | <b>3.46%</b> | <b>42</b>           |
| Lenzburg 1                             | 672               | 44            | 6.55%        | 36                  |
| <b>LENZBURG TOWNSHIP TOTALS</b>        | <b>672</b>        | <b>44</b>     | <b>6.55%</b> | <b>36</b>           |
| Prairie Du Long 1                      | 799               | 28            | 3.50%        | 23                  |
| Prairie Du Long 2                      | 962               | 58            | 6.03%        | 46                  |
| <b>PRAIRIE DU LONG TOWNSHIP TOTALS</b> | <b>1,761</b>      | <b>86</b>     | <b>4.88%</b> | <b>69</b>           |
| Smithton 1                             | 1,274             | 108           | 8.48%        | 81                  |
| Smithton 2                             | 791               | 65            | 8.22%        | 52                  |
| Smithton 3                             | 1,044             | 42            | 4.02%        | 34                  |
| <b>SMITHTON TOWNSHIP TOTALS</b>        | <b>3,109</b>      | <b>215</b>    | <b>6.92%</b> | <b>167</b>          |
| Millstadt 1                            | 1,047             | 50            | 4.78%        | 40                  |
| Millstadt 2                            | 1,404             | 62            | 4.42%        | 39                  |
| Millstadt 3                            | 559               | 35            | 6.26%        | 28                  |
| Millstadt 4                            | 848               | 38            | 4.48%        | 27                  |
| Millstadt 5                            | 925               | 46            | 4.97%        | 31                  |
| <b>MILLSTADT TOWNSHIP TOTALS</b>       | <b>4,783</b>      | <b>231</b>    | <b>4.83%</b> | <b>165</b>          |
| <b>ST. CLAIR TOTALS</b>                | <b>152,184</b>    | <b>11,080</b> | <b>7.28%</b> | <b>8,358</b>        |
| Precinct 01                            | 1,382             | 429           | 31.04%       | 163                 |
| Precinct 02                            | 828               | 253           | 30.56%       | 210                 |
| Precinct 03                            | 704               | 147           | 20.88%       | 84                  |



**General Primary**  
**March 18, 2014**  
 Thomas Holbrook  
 St. Clair County Clerk

**State of Illinois**  
 For Treasurer  
 (Vote for ONE)

|  | REGISTERED VOTERS | BALLOTS CAST  | TURNOUT       | MICHAEL W. FRERICHS |
|--|-------------------|---------------|---------------|---------------------|
| Precinct 04                            | 893               | 199           | 22.28%        | 121                 |
| Precinct 05                            | 737               | 139           | 18.86%        | 108                 |
| Precinct 06                            | 559               | 160           | 28.62%        | 110                 |
| Precinct 07                            | 496               | 117           | 23.59%        | 79                  |
| Precinct 08                            | 505               | 112           | 22.18%        | 75                  |
| Precinct 09                            | 668               | 96            | 14.37%        | 59                  |
| Precinct 10                            | 625               | 194           | 31.04%        | 69                  |
| Precinct 11                            | 728               | 210           | 28.85%        | 89                  |
| Precinct 12                            | 1,029             | 274           | 26.63%        | 163                 |
| Precinct 13                            | 1,143             | 231           | 20.21%        | 141                 |
| Precinct 14                            | 796               | 171           | 21.48%        | 126                 |
| Precinct 15                            | 803               | 275           | 34.25%        | 157                 |
| Precinct 16                            | 765               | 235           | 30.72%        | 171                 |
| Precinct 17                            | 934               | 127           | 13.60%        | 79                  |
| Precinct 18                            | 467               | 141           | 30.19%        | 108                 |
| Precinct 19                            | 737               | 188           | 25.51%        | 137                 |
| Precinct 20                            | 797               | 174           | 21.83%        | 105                 |
| Precinct 21                            | 824               | 192           | 23.30%        | 125                 |
| Precinct 22                            | 427               | 207           | 48.48%        | 158                 |
| Precinct 23                            | 885               | 125           | 14.12%        | 97                  |
| Precinct 24                            | 416               | 113           | 27.16%        | 91                  |
| Precinct 25                            | 830               | 394           | 47.47%        | 172                 |
| <b>CITY OF E. ST. LOUIS<br/>TOTALS</b> | <b>18,978</b>     | <b>4,903</b>  | <b>25.84%</b> | <b>2,997</b>        |
| <b>TOTALS</b>                          | <b>171,162</b>    | <b>15,983</b> | <b>9.34%</b>  | <b>11,355</b>       |

**CANVASS OF VOTES**  
**in St. Clair County, Illinois at the General Primary on Tuesday, March 18, 2014**

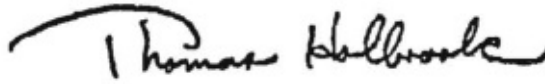
---

STATE OF ILLINOIS  
COUNTY OF ST. CLAIR

**State of Illinois**

I, Thomas Holbrook, St. Clair County Clerk, do hereby certify that the above is a correct copy of the Canvass of votes cast at the General Primary held in St. Clair County on Tuesday, March 18, 2014. This canvass was made by the County Canvassing Board of St. Clair County and is now on file in my office.

Dated: Tuesday, April 8, 2014

A handwritten signature in black ink that reads "Thomas Holbrook". The signature is written in a cursive style with a large, sweeping arch over the first name.

---

Thomas Holbrook, St. Clair County Clerk

General Primary  
March 18, 2014  
Official Democratic Canvass  
St. Clair County, Illinois



12th Congressional District

Dated: Tuesday, April 8, 2014

Issued by:

A handwritten signature in black ink that reads "Thomas Holbrook". The signature is written in a cursive style with a large, sweeping initial "T".

Thomas Holbrook  
St. Clair County Clerk

**General Primary**  
**March 18, 2014**  
 Thomas Holbrook  
 St. Clair County Clerk

**12th Congressional District**  
 For Representative In Congress  
 (Vote for ONE)

|               | REGISTERED VOTERS | BALLOTS CAST | FEDERAL BALLOTS CAST | TOTAL BALLOTS CAST | TURNOUT | WILLIAM L. "BILL" ENYART |
|---------------|-------------------|--------------|----------------------|--------------------|---------|--------------------------|
| Belleville 1  | 566               | 34           | 1                    | 35                 | 6.18%   | 31                       |
| Belleville 2  | 1,103             | 30           | 1                    | 31                 | 2.81%   | 28                       |
| Belleville 3  | 822               | 58           | 0                    | 58                 | 7.06%   | 45                       |
| Belleville 4  | 730               | 47           | 0                    | 47                 | 6.44%   | 42                       |
| Belleville 5  | 798               | 72           | 0                    | 72                 | 9.02%   | 60                       |
| Belleville 6  | 734               | 46           | 0                    | 46                 | 6.27%   | 44                       |
| Belleville 7  | 753               | 57           | 0                    | 57                 | 7.57%   | 48                       |
| Belleville 8  | 596               | 33           | 0                    | 33                 | 5.54%   | 31                       |
| Belleville 9  | 566               | 33           | 0                    | 33                 | 5.83%   | 28                       |
| Belleville 10 | 586               | 29           | 0                    | 29                 | 4.95%   | 25                       |
| Belleville 11 | 576               | 33           | 0                    | 33                 | 5.73%   | 28                       |
| Belleville 12 | 745               | 41           | 0                    | 41                 | 5.50%   | 37                       |
| Belleville 13 | 914               | 65           | 0                    | 65                 | 7.11%   | 48                       |
| Belleville 14 | 881               | 38           | 0                    | 38                 | 4.31%   | 34                       |
| Belleville 15 | 639               | 51           | 0                    | 51                 | 7.98%   | 41                       |
| Belleville 16 | 782               | 57           | 0                    | 57                 | 7.29%   | 50                       |
| Belleville 17 | 646               | 48           | 0                    | 48                 | 7.43%   | 42                       |
| Belleville 18 | 616               | 34           | 0                    | 34                 | 5.52%   | 21                       |
| Belleville 19 | 689               | 31           | 0                    | 31                 | 4.50%   | 27                       |
| Belleville 20 | 754               | 47           | 0                    | 47                 | 6.23%   | 41                       |
| Belleville 21 | 708               | 58           | 0                    | 58                 | 8.19%   | 49                       |
| Belleville 22 | 1,185             | 88           | 0                    | 88                 | 7.43%   | 70                       |
| Belleville 23 | 783               | 53           | 1                    | 54                 | 6.90%   | 44                       |
| Belleville 24 | 899               | 46           | 0                    | 46                 | 5.12%   | 44                       |
| Belleville 25 | 692               | 27           | 0                    | 27                 | 3.90%   | 23                       |
| Belleville 26 | 1,263             | 38           | 0                    | 38                 | 3.01%   | 34                       |
| Belleville 27 | 594               | 41           | 0                    | 41                 | 6.90%   | 38                       |
| Belleville 28 | 668               | 59           | 0                    | 59                 | 8.83%   | 54                       |
| Belleville 29 | 612               | 45           | 0                    | 45                 | 7.35%   | 39                       |
| Belleville 30 | 523               | 30           | 0                    | 30                 | 5.74%   | 26                       |
| Belleville 31 | 873               | 44           | 0                    | 44                 | 5.04%   | 38                       |
| Belleville 32 | 790               | 50           | 0                    | 50                 | 6.33%   | 41                       |
| Belleville 33 | 718               | 101          | 0                    | 101                | 14.07%  | 83                       |
| Belleville 34 | 319               | 22           | 0                    | 22                 | 6.90%   | 19                       |
| Belleville 35 | 1,067             | 68           | 0                    | 68                 | 6.37%   | 51                       |

**General Primary**  
**March 18, 2014**  
 Thomas Holbrook  
 St. Clair County Clerk

**12th Congressional District**  
 For Representative In Congress  
 (Vote for ONE)

|                                      | REGISTERED VOTERS | BALLOTS CAST | FEDERAL BALLOTS CAST | TOTAL BALLOTS CAST | TURNOUT      | WILLIAM L. "BILL" ENYART |
|--------------------------------------|-------------------|--------------|----------------------|--------------------|--------------|--------------------------|
| <b>BELLEVILLE TOWNSHIP TOTALS</b>    | <b>26,190</b>     | <b>1,654</b> | <b>3</b>             | <b>1,657</b>       | <b>6.33%</b> | <b>1,404</b>             |
| Mascoutah 1                          | 1,077             | 30           | 0                    | 30                 | 2.79%        | 24                       |
| Mascoutah 2                          | 1,391             | 43           | 0                    | 43                 | 3.09%        | 34                       |
| Mascoutah 3                          | 1,501             | 30           | 0                    | 30                 | 2.00%        | 27                       |
| Mascoutah 4                          | 1,183             | 39           | 0                    | 39                 | 3.30%        | 32                       |
| <b>MASCOUTAH TOWNSHIP TOTALS</b>     | <b>5,152</b>      | <b>142</b>   | <b>0</b>             | <b>142</b>         | <b>2.76%</b> | <b>117</b>               |
| Lebanon 1                            | 1,399             | 71           | 1                    | 72                 | 5.15%        | 62                       |
| Lebanon 2                            | 677               | 47           | 0                    | 47                 | 6.94%        | 39                       |
| Lebanon 3                            | 534               | 9            | 0                    | 9                  | 1.69%        | 7                        |
| <b>LEBANON TOWNSHIP TOTALS</b>       | <b>2,610</b>      | <b>127</b>   | <b>1</b>             | <b>128</b>         | <b>4.90%</b> | <b>108</b>               |
| Shiloh Valley 1                      | 1,433             | 52           | 0                    | 52                 | 3.63%        | 44                       |
| Shiloh Valley 2                      | 820               | 9            | 0                    | 9                  | 1.10%        | 7                        |
| Shiloh Valley 3                      | 561               | 11           | 0                    | 11                 | 1.96%        | 11                       |
| Shiloh Valley 4                      | 592               | 13           | 0                    | 13                 | 2.20%        | 13                       |
| Shiloh Valley 5                      | 1,481             | 57           | 0                    | 57                 | 3.85%        | 46                       |
| <b>SHILOH VALLEY TOWNSHIP TOTALS</b> | <b>4,887</b>      | <b>142</b>   | <b>0</b>             | <b>142</b>         | <b>2.91%</b> | <b>121</b>               |
| O Fallon 1                           | 969               | 44           | 1                    | 45                 | 4.64%        | 37                       |
| O Fallon 2                           | 959               | 45           | 0                    | 45                 | 4.69%        | 40                       |
| O Fallon 3                           | 640               | 18           | 0                    | 18                 | 2.81%        | 13                       |
| O Fallon 4                           | 509               | 33           | 0                    | 33                 | 6.48%        | 29                       |
| O Fallon 5                           | 1,020             | 19           | 0                    | 19                 | 1.86%        | 17                       |
| O Fallon 6                           | 792               | 31           | 0                    | 31                 | 3.91%        | 26                       |
| O Fallon 7                           | 1,053             | 33           | 0                    | 33                 | 3.13%        | 30                       |
| O Fallon 8                           | 1,378             | 35           | 0                    | 35                 | 2.54%        | 28                       |
| O Fallon 9                           | 929               | 24           | 0                    | 24                 | 2.58%        | 17                       |
| O Fallon 10                          | 957               | 20           | 0                    | 20                 | 2.09%        | 18                       |
| O Fallon 11                          | 950               | 30           | 0                    | 30                 | 3.16%        | 26                       |
| O Fallon 12                          | 1,140             | 35           | 0                    | 35                 | 3.07%        | 33                       |
| O Fallon 13                          | 1,108             | 46           | 0                    | 46                 | 4.15%        | 43                       |
| O Fallon 14                          | 805               | 25           | 0                    | 25                 | 3.11%        | 19                       |
| O Fallon 15                          | 1,081             | 23           | 0                    | 23                 | 2.13%        | 16                       |
| O Fallon 16                          | 1,013             | 31           | 0                    | 31                 | 3.06%        | 27                       |

**General Primary**  
**March 18, 2014**  
 Thomas Holbrook  
 St. Clair County Clerk

**12th Congressional District**  
 For Representative In Congress  
 (Vote for ONE)

|                                     | REGISTERED VOTERS | BALLOTS CAST | FEDERAL BALLOTS CAST | TOTAL BALLOTS CAST | TURNOUT      | WILLIAM L. "BILL" ENYART |
|-------------------------------------|-------------------|--------------|----------------------|--------------------|--------------|--------------------------|
| O Fallon 17                         | 753               | 32           | 0                    | 32                 | 4.25%        | 30                       |
| O Fallon 18                         | 579               | 25           | 0                    | 25                 | 4.32%        | 22                       |
| <b>O'FALLON TOWNSHIP<br/>TOTALS</b> | <b>16,635</b>     | <b>549</b>   | <b>1</b>             | <b>550</b>         | <b>3.31%</b> | <b>471</b>               |
| St Clair 1                          | 548               | 16           | 0                    | 16                 | 2.92%        | 11                       |
| St Clair 2                          | 690               | 28           | 0                    | 28                 | 4.06%        | 26                       |
| St Clair 3                          | 641               | 37           | 0                    | 37                 | 5.77%        | 34                       |
| St Clair 4                          | 356               | 20           | 1                    | 21                 | 5.90%        | 16                       |
| St Clair 5                          | 614               | 47           | 0                    | 47                 | 7.65%        | 43                       |
| St Clair 6                          | 671               | 21           | 0                    | 21                 | 3.13%        | 18                       |
| St Clair 7                          | 469               | 22           | 0                    | 22                 | 4.69%        | 19                       |
| St Clair 8                          | 1,026             | 62           | 0                    | 62                 | 6.04%        | 56                       |
| St Clair 9                          | 897               | 53           | 0                    | 53                 | 5.91%        | 45                       |
| St Clair 10                         | 441               | 21           | 0                    | 21                 | 4.76%        | 14                       |
| St Clair 11                         | 516               | 19           | 0                    | 19                 | 3.68%        | 17                       |
| St Clair 12                         | 1,030             | 29           | 0                    | 29                 | 2.82%        | 26                       |
| St Clair 13                         | 741               | 52           | 0                    | 52                 | 7.02%        | 41                       |
| St Clair 14                         | 662               | 19           | 0                    | 19                 | 2.87%        | 19                       |
| St Clair 15                         | 1,114             | 60           | 1                    | 61                 | 5.48%        | 49                       |
| St Clair 16                         | 962               | 51           | 0                    | 51                 | 5.30%        | 44                       |
| St Clair 17                         | 405               | 19           | 0                    | 19                 | 4.69%        | 15                       |
| St Clair 18                         | 595               | 19           | 0                    | 19                 | 3.19%        | 19                       |
| St Clair 19                         | 548               | 27           | 0                    | 27                 | 4.93%        | 16                       |
| St Clair 20                         | 729               | 50           | 0                    | 50                 | 6.86%        | 45                       |
| St Clair 21                         | 613               | 30           | 0                    | 30                 | 4.89%        | 24                       |
| St Clair 22                         | 486               | 18           | 0                    | 18                 | 3.70%        | 16                       |
| St Clair 23                         | 1,027             | 48           | 0                    | 48                 | 4.67%        | 43                       |
| St Clair 24                         | 643               | 20           | 0                    | 20                 | 3.11%        | 20                       |
| St Clair 25                         | 1,063             | 50           | 0                    | 50                 | 4.70%        | 42                       |
| St Clair 26                         | 796               | 30           | 0                    | 30                 | 3.77%        | 27                       |
| St Clair 27                         | 805               | 28           | 0                    | 28                 | 3.48%        | 25                       |
| St Clair 28                         | 875               | 59           | 0                    | 59                 | 6.74%        | 48                       |
| St Clair 29                         | 788               | 30           | 0                    | 30                 | 3.81%        | 24                       |
| St Clair 30                         | 675               | 53           | 0                    | 53                 | 7.85%        | 48                       |
| St Clair 31                         | 754               | 28           | 0                    | 28                 | 3.71%        | 26                       |

**General Primary**  
**March 18, 2014**  
 Thomas Holbrook  
 St. Clair County Clerk

**12th Congressional District**  
 For Representative In Congress  
 (Vote for ONE)

|                                   | REGISTERED VOTERS | BALLOTS CAST | FEDERAL BALLOTS CAST | TOTAL BALLOTS CAST | TURNOUT      | WILLIAM L. "BILL" ENYART |
|-----------------------------------|-------------------|--------------|----------------------|--------------------|--------------|--------------------------|
| St Clair 32                       | 530               | 11           | 0                    | 11                 | 2.08%        | 8                        |
| St Clair 33                       | 750               | 33           | 0                    | 33                 | 4.40%        | 29                       |
| <b>ST. CLAIR TOWNSHIP TOTALS</b>  | <b>23,460</b>     | <b>1,110</b> | <b>2</b>             | <b>1,112</b>       | <b>4.74%</b> | <b>953</b>               |
| Caseyville 1                      | 951               | 75           | 0                    | 75                 | 7.89%        | 66                       |
| Caseyville 2                      | 1,063             | 49           | 0                    | 49                 | 4.61%        | 37                       |
| Caseyville 3                      | 656               | 119          | 0                    | 119                | 18.14%       | 101                      |
| Caseyville 4                      | 732               | 126          | 0                    | 126                | 17.21%       | 90                       |
| Caseyville 5                      | 1,518             | 88           | 0                    | 88                 | 5.80%        | 71                       |
| Caseyville 6                      | 552               | 38           | 0                    | 38                 | 6.88%        | 30                       |
| Caseyville 7                      | 643               | 69           | 0                    | 69                 | 10.73%       | 57                       |
| Caseyville 8                      | 828               | 154          | 0                    | 154                | 18.60%       | 129                      |
| Caseyville 9                      | 1,019             | 119          | 0                    | 119                | 11.68%       | 100                      |
| Caseyville 10                     | 536               | 22           | 0                    | 22                 | 4.10%        | 20                       |
| Caseyville 11                     | 639               | 51           | 0                    | 51                 | 7.98%        | 43                       |
| Caseyville 12                     | 1,549             | 46           | 0                    | 46                 | 2.97%        | 39                       |
| Caseyville 13                     | 796               | 67           | 0                    | 67                 | 8.42%        | 58                       |
| Caseyville 14                     | 603               | 84           | 0                    | 84                 | 13.93%       | 58                       |
| Caseyville 15                     | 464               | 84           | 0                    | 84                 | 18.10%       | 61                       |
| Caseyville 16                     | 393               | 29           | 0                    | 29                 | 7.38%        | 23                       |
| Caseyville 17                     | 308               | 24           | 0                    | 24                 | 7.79%        | 17                       |
| Caseyville 18                     | 450               | 48           | 0                    | 48                 | 10.67%       | 41                       |
| Caseyville 19                     | 522               | 117          | 0                    | 117                | 22.41%       | 93                       |
| Caseyville 20                     | 487               | 87           | 1                    | 88                 | 18.07%       | 73                       |
| Caseyville 21                     | 732               | 24           | 0                    | 24                 | 3.28%        | 21                       |
| Caseyville 22                     | 490               | 24           | 0                    | 24                 | 4.90%        | 22                       |
| Caseyville 23                     | 908               | 50           | 0                    | 50                 | 5.51%        | 44                       |
| Caseyville 24                     | 692               | 37           | 0                    | 37                 | 5.35%        | 33                       |
| Caseyville 25                     | 845               | 33           | 0                    | 33                 | 3.91%        | 32                       |
| Caseyville 26                     | 1,425             | 72           | 0                    | 72                 | 5.05%        | 56                       |
| Caseyville 27                     | 1,198             | 45           | 0                    | 45                 | 3.76%        | 41                       |
| <b>CASEYVILLE TOWNSHIP TOTALS</b> | <b>20,999</b>     | <b>1,781</b> | <b>1</b>             | <b>1,782</b>       | <b>8.49%</b> | <b>1,456</b>             |
| Stookey 1                         | 1,555             | 56           | 0                    | 56                 | 3.60%        | 45                       |
| Stookey 2                         | 801               | 41           | 0                    | 41                 | 5.12%        | 30                       |
| Stookey 3                         | 464               | 19           | 0                    | 19                 | 4.09%        | 13                       |

**General Primary**  
**March 18, 2014**  
 Thomas Holbrook  
 St. Clair County Clerk

**12th Congressional District**  
 For Representative In Congress  
 (Vote for ONE)

|                                | REGISTERED VOTERS | BALLOTS CAST | FEDERAL BALLOTS CAST | TOTAL BALLOTS CAST | TURNOUT      | WILLIAM L. "BILL" ENYART |
|--------------------------------|-------------------|--------------|----------------------|--------------------|--------------|--------------------------|
| Stokey 4                       | 617               | 46           | 0                    | 46                 | 7.46%        | 42                       |
| Stokey 5                       | 341               | 23           | 0                    | 23                 | 6.74%        | 22                       |
| Stokey 6                       | 929               | 54           | 0                    | 54                 | 5.81%        | 47                       |
| Stokey 7                       | 620               | 30           | 0                    | 30                 | 4.84%        | 24                       |
| Stokey 8                       | 428               | 28           | 0                    | 28                 | 6.54%        | 27                       |
| Stokey 9                       | 832               | 67           | 0                    | 67                 | 8.05%        | 56                       |
| Stokey 10                      | 701               | 48           | 0                    | 48                 | 6.85%        | 30                       |
| <b>STOOKEY TOWNSHIP TOTALS</b> | <b>7,288</b>      | <b>412</b>   | <b>0</b>             | <b>412</b>         | <b>5.65%</b> | <b>336</b>               |
| Centreville 1                  | 621               | 43           | 0                    | 43                 | 6.92%        | 33                       |
| Centreville 2                  | 492               | 193          | 0                    | 193                | 39.23%       | 130                      |
| Centreville 3                  | 459               | 47           | 0                    | 47                 | 10.24%       | 37                       |
| Centreville 4                  | 762               | 62           | 0                    | 62                 | 8.14%        | 53                       |
| Centreville 5                  | 323               | 43           | 0                    | 43                 | 13.31%       | 30                       |
| Centreville 6                  | 468               | 49           | 0                    | 49                 | 10.47%       | 40                       |
| Centreville 7                  | 252               | 101          | 4                    | 105                | 41.67%       | 82                       |
| Centreville 8                  | 455               | 50           | 1                    | 51                 | 11.21%       | 45                       |
| Centreville 9                  | 631               | 56           | 0                    | 56                 | 8.87%        | 44                       |
| Centreville 10                 | 407               | 31           | 0                    | 31                 | 7.62%        | 27                       |
| Centreville 11                 | 269               | 36           | 3                    | 39                 | 14.50%       | 33                       |
| Centreville 12                 | 1,033             | 80           | 2                    | 82                 | 7.94%        | 66                       |
| Centreville 13                 | 867               | 122          | 0                    | 122                | 14.07%       | 99                       |
| Centreville 14                 | 668               | 35           | 0                    | 35                 | 5.24%        | 27                       |
| Centreville 15                 | 645               | 108          | 0                    | 108                | 16.74%       | 86                       |
| Centreville 16                 | 553               | 24           | 0                    | 24                 | 4.34%        | 21                       |
| Centreville 17                 | 335               | 30           | 1                    | 31                 | 9.25%        | 23                       |
| Centreville 18                 | 716               | 53           | 0                    | 53                 | 7.40%        | 40                       |
| Centreville 19                 | 597               | 78           | 0                    | 78                 | 13.07%       | 72                       |
| Centreville 20                 | 762               | 58           | 0                    | 58                 | 7.61%        | 48                       |
| Centreville 21                 | 424               | 13           | 0                    | 13                 | 3.07%        | 10                       |
| Centreville 22                 | 453               | 25           | 1                    | 26                 | 5.74%        | 22                       |
| Centreville 23                 | 616               | 198          | 0                    | 198                | 32.14%       | 165                      |
| Centreville 24                 | 826               | 52           | 0                    | 52                 | 6.30%        | 43                       |
| Centreville 25                 | 961               | 200          | 0                    | 200                | 20.81%       | 156                      |
| Centreville 26                 | 651               | 214          | 1                    | 215                | 33.03%       | 167                      |



**General Primary**  
**March 18, 2014**  
 Thomas Holbrook  
 St. Clair County Clerk

**12th Congressional District**  
 For Representative In Congress  
 (Vote for ONE)

|                                     | REGISTERED VOTERS | BALLOTS CAST | FEDERAL BALLOTS CAST | TOTAL BALLOTS CAST | TURNOUT       | WILLIAM L. "BILL" ENYART |
|-------------------------------------|-------------------|--------------|----------------------|--------------------|---------------|--------------------------|
| Centreville 27                      | 533               | 276          | 2                    | 278                | 52.16%        | 161                      |
| <b>CENTREVILLE TOWNSHIP TOTALS</b>  | <b>15,779</b>     | <b>2,277</b> | <b>15</b>            | <b>2,292</b>       | <b>14.53%</b> | <b>1,760</b>             |
| Canteen 1                           | 607               | 292          | 0                    | 292                | 48.11%        | 222                      |
| Canteen 2                           | 618               | 159          | 0                    | 159                | 25.73%        | 127                      |
| Canteen 3                           | 171               | 66           | 0                    | 66                 | 38.60%        | 54                       |
| Canteen 4                           | 234               | 97           | 1                    | 98                 | 41.88%        | 60                       |
| Canteen 5                           | 343               | 202          | 3                    | 205                | 59.77%        | 83                       |
| Canteen 6                           | 294               | 109          | 0                    | 109                | 37.07%        | 62                       |
| Canteen 7                           | 445               | 94           | 0                    | 94                 | 21.12%        | 58                       |
| Canteen 8                           | 263               | 38           | 0                    | 38                 | 14.45%        | 29                       |
| Canteen 9                           | 452               | 86           | 7                    | 93                 | 20.58%        | 69                       |
| Canteen 10                          | 376               | 111          | 0                    | 111                | 29.52%        | 77                       |
| Canteen 11                          | 146               | 38           | 0                    | 38                 | 26.03%        | 22                       |
| Canteen 12                          | 416               | 127          | 0                    | 127                | 30.53%        | 103                      |
| Canteen 13                          | 496               | 92           | 1                    | 93                 | 18.75%        | 74                       |
| Canteen 14                          | 184               | 21           | 0                    | 21                 | 11.41%        | 11                       |
| <b>CANTEEN TOWNSHIP TOTALS</b>      | <b>5,045</b>      | <b>1,532</b> | <b>12</b>            | <b>1,544</b>       | <b>30.60%</b> | <b>1,051</b>             |
| Sugar Loaf 1                        | 1,181             | 64           | 0                    | 64                 | 5.42%         | 47                       |
| Sugar Loaf 2                        | 675               | 46           | 0                    | 46                 | 6.81%         | 39                       |
| Sugar Loaf 3                        | 554               | 47           | 0                    | 47                 | 8.48%         | 40                       |
| Sugar Loaf 4                        | 763               | 52           | 0                    | 52                 | 6.82%         | 43                       |
| Sugar Loaf 5                        | 822               | 60           | 0                    | 60                 | 7.30%         | 39                       |
| Sugar Loaf 6                        | 757               | 40           | 1                    | 41                 | 5.42%         | 29                       |
| <b>SUGAR LOAF TOWNSHIP TOTALS</b>   | <b>4,752</b>      | <b>309</b>   | <b>1</b>             | <b>310</b>         | <b>6.52%</b>  | <b>237</b>               |
| Stites 1                            | 499               | 84           | 0                    | 84                 | 16.83%        | 73                       |
| <b>STITES TOWNSHIP TOTALS</b>       | <b>499</b>        | <b>84</b>    | <b>0</b>             | <b>84</b>          | <b>16.83%</b> | <b>73</b>                |
| Engelmann 1                         | 546               | 19           | 0                    | 19                 | 3.48%         | 15                       |
| <b>ENGELMANN TOWNSHIP TOTALS</b>    | <b>546</b>        | <b>19</b>    | <b>0</b>             | <b>19</b>          | <b>3.48%</b>  | <b>15</b>                |
| Fayetteville 1                      | 450               | 30           | 0                    | 30                 | 6.67%         | 22                       |
| Fayetteville 2                      | 709               | 29           | 0                    | 29                 | 4.09%         | 25                       |
| <b>FAYETTEVILLE TOWNSHIP TOTALS</b> | <b>1,159</b>      | <b>59</b>    | <b>0</b>             | <b>59</b>          | <b>5.09%</b>  | <b>47</b>                |

**General Primary**  
**March 18, 2014**  
 Thomas Holbrook  
 St. Clair County Clerk

**12th Congressional District**  
 For Representative In Congress  
 (Vote for ONE)

|  | REGISTERED VOTERS | BALLOTS CAST  | FEDERAL BALLOTS CAST | TOTAL BALLOTS CAST | TURNOUT      | WILLIAM L. "BILL" ENYART |
|--|-------------------|---------------|----------------------|--------------------|--------------|--------------------------|
| Marissa 1                              | 495               | 20            | 0                    | 20                 | 4.04%        | 17                       |
| Marissa 2                              | 551               | 33            | 0                    | 33                 | 5.99%        | 27                       |
| Marissa 3                              | 572               | 25            | 0                    | 25                 | 4.37%        | 21                       |
| <b>MARISSA TOWNSHIP TOTALS</b>         | <b>1,618</b>      | <b>78</b>     | <b>0</b>             | <b>78</b>          | <b>4.82%</b> | <b>65</b>                |
| Freeburg 1                             | 1,223             | 50            | 0                    | 50                 | 4.09%        | 34                       |
| Freeburg 2                             | 1,164             | 47            | 0                    | 47                 | 4.04%        | 37                       |
| Freeburg 3                             | 1,120             | 72            | 0                    | 72                 | 6.43%        | 60                       |
| <b>FREEBURG TOWNSHIP TOTALS</b>        | <b>3,507</b>      | <b>169</b>    | <b>0</b>             | <b>169</b>         | <b>4.82%</b> | <b>131</b>               |
| New Athens 1                           | 871               | 30            | 0                    | 30                 | 3.44%        | 21                       |
| New Athens 2                           | 862               | 30            | 0                    | 30                 | 3.48%        | 25                       |
| <b>NEW ATHENS TOWNSHIP TOTALS</b>      | <b>1,733</b>      | <b>60</b>     | <b>0</b>             | <b>60</b>          | <b>3.46%</b> | <b>46</b>                |
| Lenzburg 1                             | 672               | 44            | 0                    | 44                 | 6.55%        | 36                       |
| <b>LENZBURG TOWNSHIP TOTALS</b>        | <b>672</b>        | <b>44</b>     | <b>0</b>             | <b>44</b>          | <b>6.55%</b> | <b>36</b>                |
| Prairie Du Long 1                      | 799               | 28            | 0                    | 28                 | 3.50%        | 25                       |
| Prairie Du Long 2                      | 962               | 58            | 0                    | 58                 | 6.03%        | 52                       |
| <b>PRAIRIE DU LONG TOWNSHIP TOTALS</b> | <b>1,761</b>      | <b>86</b>     | <b>0</b>             | <b>86</b>          | <b>4.88%</b> | <b>77</b>                |
| Smithton 1                             | 1,274             | 108           | 0                    | 108                | 8.48%        | 91                       |
| Smithton 2                             | 791               | 65            | 0                    | 65                 | 8.22%        | 58                       |
| Smithton 3                             | 1,044             | 42            | 0                    | 42                 | 4.02%        | 37                       |
| <b>SMITHTON TOWNSHIP TOTALS</b>        | <b>3,109</b>      | <b>215</b>    | <b>0</b>             | <b>215</b>         | <b>6.92%</b> | <b>186</b>               |
| Millstadt 1                            | 1,047             | 50            | 0                    | 50                 | 4.78%        | 44                       |
| Millstadt 2                            | 1,404             | 62            | 0                    | 62                 | 4.42%        | 45                       |
| Millstadt 3                            | 559               | 35            | 0                    | 35                 | 6.26%        | 28                       |
| Millstadt 4                            | 848               | 38            | 0                    | 38                 | 4.48%        | 29                       |
| Millstadt 5                            | 925               | 46            | 0                    | 46                 | 4.97%        | 31                       |
| <b>MILLSTADT TOWNSHIP TOTALS</b>       | <b>4,783</b>      | <b>231</b>    | <b>0</b>             | <b>231</b>         | <b>4.83%</b> | <b>177</b>               |
| <b>ST. CLAIR TOTALS</b>                | <b>152,184</b>    | <b>11,080</b> | <b>36</b>            | <b>11,116</b>      | <b>7.30%</b> | <b>8,867</b>             |
| Precinct 01                            | 1,382             | 429           | 1                    | 430                | 31.11%       | 174                      |
| Precinct 02                            | 828               | 253           | 0                    | 253                | 30.56%       | 209                      |
| Precinct 03                            | 704               | 147           | 0                    | 147                | 20.88%       | 98                       |

**General Primary**  
**March 18, 2014**  
 Thomas Holbrook  
 St. Clair County Clerk

**12th Congressional District**  
 For Representative In Congress  
 (Vote for ONE)

|  | REGISTERED VOTERS | BALLOTS CAST  | FEDERAL BALLOTS CAST | TOTAL BALLOTS CAST | TURNOUT       | WILLIAM L. "BILL" ENYART |
|--|-------------------|---------------|----------------------|--------------------|---------------|--------------------------|
| Precinct 04                            | 893               | 199           | 0                    | 199                | 22.28%        | 130                      |
| Precinct 05                            | 737               | 139           | 0                    | 139                | 18.86%        | 113                      |
| Precinct 06                            | 559               | 160           | 1                    | 161                | 28.80%        | 115                      |
| Precinct 07                            | 496               | 117           | 0                    | 117                | 23.59%        | 89                       |
| Precinct 08                            | 505               | 112           | 0                    | 112                | 22.18%        | 82                       |
| Precinct 09                            | 668               | 96            | 0                    | 96                 | 14.37%        | 72                       |
| Precinct 10                            | 625               | 194           | 0                    | 194                | 31.04%        | 82                       |
| Precinct 11                            | 728               | 210           | 0                    | 210                | 28.85%        | 94                       |
| Precinct 12                            | 1,029             | 274           | 0                    | 274                | 26.63%        | 208                      |
| Precinct 13                            | 1,143             | 231           | 0                    | 231                | 20.21%        | 152                      |
| Precinct 14                            | 796               | 171           | 0                    | 171                | 21.48%        | 130                      |
| Precinct 15                            | 803               | 275           | 0                    | 275                | 34.25%        | 167                      |
| Precinct 16                            | 765               | 235           | 0                    | 235                | 30.72%        | 180                      |
| Precinct 17                            | 934               | 127           | 0                    | 127                | 13.60%        | 93                       |
| Precinct 18                            | 467               | 141           | 1                    | 142                | 30.41%        | 113                      |
| Precinct 19                            | 737               | 188           | 0                    | 188                | 25.51%        | 153                      |
| Precinct 20                            | 797               | 174           | 0                    | 174                | 21.83%        | 114                      |
| Precinct 21                            | 824               | 192           | 0                    | 192                | 23.30%        | 134                      |
| Precinct 22                            | 427               | 207           | 0                    | 207                | 48.48%        | 173                      |
| Precinct 23                            | 885               | 125           | 0                    | 125                | 14.12%        | 104                      |
| Precinct 24                            | 416               | 113           | 0                    | 113                | 27.16%        | 97                       |
| Precinct 25                            | 830               | 394           | 0                    | 394                | 47.47%        | 180                      |
| <b>CITY OF E. ST. LOUIS<br/>TOTALS</b> | <b>18,978</b>     | <b>4,903</b>  | <b>3</b>             | <b>4,906</b>       | <b>25.85%</b> | <b>3,256</b>             |
| <b>TOTALS</b>                          | <b>171,162</b>    | <b>15,983</b> | <b>39</b>            | <b>16,022</b>      | <b>9.36%</b>  | <b>12,123</b>            |

**CANVASS OF VOTES**  
**in St. Clair County, Illinois at the General Primary on Tuesday, March 18, 2014**

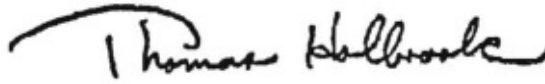
---

STATE OF ILLINOIS  
COUNTY OF ST. CLAIR

**12th Congressional District**

I, Thomas Holbrook, St. Clair County Clerk, do hereby certify that the above is a correct copy of the Canvass of votes cast at the General Primary held in St. Clair County on Tuesday, March 18, 2014. This canvass was made by the County Canvassing Board of St. Clair County and is now on file in my office.

Dated: Tuesday, April 8, 2014



---

Thomas Holbrook, St. Clair County Clerk

General Primary  
March 18, 2014  
Official Democratic Canvass  
St. Clair County, Illinois



12th Congressional District for Central  
Committee

Dated: Tuesday, April 8, 2014

Issued by:

A handwritten signature in black ink that reads "Thomas Holbrook". The signature is written in a cursive style with a large, sweeping initial "T".

Thomas Holbrook  
St. Clair County Clerk

**General Primary**  
**March 18, 2014**  
 Thomas Holbrook  
 St. Clair County Clerk

**12th Congressional District for Central Committee**  
 State Central Committeewoman  
 (Vote for ONE)

|               | REGISTERED VOTERS | BALLOTS CAST | TURNOUT | BARB BROWN |
|---------------|-------------------|--------------|---------|------------|
| Belleville 1  | 566               | 34           | 6.01%   | 24         |
| Belleville 2  | 1,103             | 30           | 2.72%   | 25         |
| Belleville 3  | 822               | 58           | 7.06%   | 36         |
| Belleville 4  | 730               | 47           | 6.44%   | 36         |
| Belleville 5  | 798               | 72           | 9.02%   | 57         |
| Belleville 6  | 734               | 46           | 6.27%   | 39         |
| Belleville 7  | 753               | 57           | 7.57%   | 43         |
| Belleville 8  | 596               | 33           | 5.54%   | 27         |
| Belleville 9  | 566               | 33           | 5.83%   | 28         |
| Belleville 10 | 586               | 29           | 4.95%   | 20         |
| Belleville 11 | 576               | 33           | 5.73%   | 25         |
| Belleville 12 | 745               | 41           | 5.50%   | 37         |
| Belleville 13 | 914               | 65           | 7.11%   | 43         |
| Belleville 14 | 881               | 38           | 4.31%   | 29         |
| Belleville 15 | 639               | 51           | 7.98%   | 41         |
| Belleville 16 | 782               | 57           | 7.29%   | 47         |
| Belleville 17 | 646               | 48           | 7.43%   | 34         |
| Belleville 18 | 616               | 34           | 5.52%   | 21         |
| Belleville 19 | 689               | 31           | 4.50%   | 25         |
| Belleville 20 | 754               | 47           | 6.23%   | 41         |
| Belleville 21 | 708               | 58           | 8.19%   | 43         |
| Belleville 22 | 1,185             | 88           | 7.43%   | 57         |
| Belleville 23 | 783               | 53           | 6.77%   | 38         |
| Belleville 24 | 899               | 46           | 5.12%   | 38         |
| Belleville 25 | 692               | 27           | 3.90%   | 21         |
| Belleville 26 | 1,263             | 38           | 3.01%   | 35         |
| Belleville 27 | 594               | 41           | 6.90%   | 28         |
| Belleville 28 | 668               | 59           | 8.83%   | 50         |
| Belleville 29 | 612               | 45           | 7.35%   | 35         |
| Belleville 30 | 523               | 30           | 5.74%   | 21         |
| Belleville 31 | 873               | 44           | 5.04%   | 37         |
| Belleville 32 | 790               | 50           | 6.33%   | 35         |
| Belleville 33 | 718               | 101          | 14.07%  | 77         |
| Belleville 34 | 319               | 22           | 6.90%   | 19         |
| Belleville 35 | 1,067             | 68           | 6.37%   | 45         |

**General Primary**  
**March 18, 2014**  
 Thomas Holbrook  
 St. Clair County Clerk

**12th Congressional District for Central Committee**  
 State Central Committeewoman  
 (Vote for ONE)

|                                      | REGISTERED VOTERS | BALLOTS CAST | TURNOUT      | BARB BROWN   |
|--------------------------------------|-------------------|--------------|--------------|--------------|
| <b>BELLEVILLE TOWNSHIP TOTALS</b>    | <b>26,190</b>     | <b>1,654</b> | <b>6.32%</b> | <b>1,257</b> |
| Mascoutah 1                          | 1,077             | 30           | 2.79%        | 21           |
| Mascoutah 2                          | 1,391             | 43           | 3.09%        | 30           |
| Mascoutah 3                          | 1,501             | 30           | 2.00%        | 23           |
| Mascoutah 4                          | 1,183             | 39           | 3.30%        | 31           |
| <b>MASCOUTAH TOWNSHIP TOTALS</b>     | <b>5,152</b>      | <b>142</b>   | <b>2.76%</b> | <b>105</b>   |
| Lebanon 1                            | 1,399             | 71           | 5.08%        | 60           |
| Lebanon 2                            | 677               | 47           | 6.94%        | 36           |
| Lebanon 3                            | 534               | 9            | 1.69%        | 7            |
| <b>LEBANON TOWNSHIP TOTALS</b>       | <b>2,610</b>      | <b>127</b>   | <b>4.87%</b> | <b>103</b>   |
| Shiloh Valley 1                      | 1,433             | 52           | 3.63%        | 38           |
| Shiloh Valley 2                      | 820               | 9            | 1.10%        | 7            |
| Shiloh Valley 3                      | 561               | 11           | 1.96%        | 10           |
| Shiloh Valley 4                      | 592               | 13           | 2.20%        | 12           |
| Shiloh Valley 5                      | 1,481             | 57           | 3.85%        | 45           |
| <b>SHILOH VALLEY TOWNSHIP TOTALS</b> | <b>4,887</b>      | <b>142</b>   | <b>2.91%</b> | <b>112</b>   |
| O Fallon 1                           | 969               | 44           | 4.54%        | 35           |
| O Fallon 2                           | 959               | 45           | 4.69%        | 37           |
| O Fallon 3                           | 640               | 18           | 2.81%        | 14           |
| O Fallon 4                           | 509               | 33           | 6.48%        | 27           |
| O Fallon 5                           | 1,020             | 19           | 1.86%        | 16           |
| O Fallon 6                           | 792               | 31           | 3.91%        | 25           |
| O Fallon 7                           | 1,053             | 33           | 3.13%        | 24           |
| O Fallon 8                           | 1,378             | 35           | 2.54%        | 30           |
| O Fallon 9                           | 929               | 24           | 2.58%        | 14           |
| O Fallon 10                          | 957               | 20           | 2.09%        | 18           |
| O Fallon 11                          | 950               | 30           | 3.16%        | 23           |
| O Fallon 12                          | 1,140             | 35           | 3.07%        | 31           |
| O Fallon 13                          | 1,108             | 46           | 4.15%        | 38           |
| O Fallon 14                          | 805               | 25           | 3.11%        | 19           |
| O Fallon 15                          | 1,081             | 23           | 2.13%        | 16           |
| O Fallon 16                          | 1,013             | 31           | 3.06%        | 25           |

**General Primary**  
**March 18, 2014**  
 Thomas Holbrook  
 St. Clair County Clerk

**12th Congressional District for Central Committee**  
 State Central Committeewoman  
 (Vote for ONE)

|                                     | REGISTERED VOTERS | BALLOTS CAST | TURNOUT      | BARB BROWN |
|-------------------------------------|-------------------|--------------|--------------|------------|
| O Fallon 17                         | 753               | 32           | 4.25%        | 31         |
| O Fallon 18                         | 579               | 25           | 4.32%        | 19         |
| <b>O'FALLON TOWNSHIP<br/>TOTALS</b> | <b>16,635</b>     | <b>549</b>   | <b>3.30%</b> | <b>442</b> |
| St Clair 1                          | 548               | 16           | 2.92%        | 11         |
| St Clair 2                          | 690               | 28           | 4.06%        | 26         |
| St Clair 3                          | 641               | 37           | 5.77%        | 32         |
| St Clair 4                          | 356               | 20           | 5.62%        | 12         |
| St Clair 5                          | 614               | 47           | 7.65%        | 35         |
| St Clair 6                          | 671               | 21           | 3.13%        | 17         |
| St Clair 7                          | 469               | 22           | 4.69%        | 17         |
| St Clair 8                          | 1,026             | 62           | 6.04%        | 54         |
| St Clair 9                          | 897               | 53           | 5.91%        | 41         |
| St Clair 10                         | 441               | 21           | 4.76%        | 11         |
| St Clair 11                         | 516               | 19           | 3.68%        | 14         |
| St Clair 12                         | 1,030             | 29           | 2.82%        | 26         |
| St Clair 13                         | 741               | 52           | 7.02%        | 38         |
| St Clair 14                         | 662               | 19           | 2.87%        | 16         |
| St Clair 15                         | 1,114             | 60           | 5.39%        | 43         |
| St Clair 16                         | 962               | 51           | 5.30%        | 46         |
| St Clair 17                         | 405               | 19           | 4.69%        | 14         |
| St Clair 18                         | 595               | 19           | 3.19%        | 18         |
| St Clair 19                         | 548               | 27           | 4.93%        | 15         |
| St Clair 20                         | 729               | 50           | 6.86%        | 39         |
| St Clair 21                         | 613               | 30           | 4.89%        | 21         |
| St Clair 22                         | 486               | 18           | 3.70%        | 16         |
| St Clair 23                         | 1,027             | 48           | 4.67%        | 37         |
| St Clair 24                         | 643               | 20           | 3.11%        | 16         |
| St Clair 25                         | 1,063             | 50           | 4.70%        | 39         |
| St Clair 26                         | 796               | 30           | 3.77%        | 22         |
| St Clair 27                         | 805               | 28           | 3.48%        | 25         |
| St Clair 28                         | 875               | 59           | 6.74%        | 41         |
| St Clair 29                         | 788               | 30           | 3.81%        | 20         |
| St Clair 30                         | 675               | 53           | 7.85%        | 44         |
| St Clair 31                         | 754               | 28           | 3.71%        | 24         |



**General Primary**  
**March 18, 2014**  
 Thomas Holbrook  
 St. Clair County Clerk

**12th Congressional District for Central Committee**  
 State Central Committeewoman  
 (Vote for ONE)

|                                   | REGISTERED VOTERS | BALLOTS CAST | TURNOUT      | BARB BROWN   |
|-----------------------------------|-------------------|--------------|--------------|--------------|
| St Clair 32                       | 530               | 11           | 2.08%        | 6            |
| St Clair 33                       | 750               | 33           | 4.40%        | 25           |
| <b>ST. CLAIR TOWNSHIP TOTALS</b>  | <b>23,460</b>     | <b>1,110</b> | <b>4.73%</b> | <b>861</b>   |
| Caseyville 1                      | 951               | 75           | 7.89%        | 67           |
| Caseyville 2                      | 1,063             | 49           | 4.61%        | 34           |
| Caseyville 3                      | 656               | 119          | 18.14%       | 93           |
| Caseyville 4                      | 732               | 126          | 17.21%       | 90           |
| Caseyville 5                      | 1,518             | 88           | 5.80%        | 66           |
| Caseyville 6                      | 552               | 38           | 6.88%        | 31           |
| Caseyville 7                      | 643               | 69           | 10.73%       | 53           |
| Caseyville 8                      | 828               | 154          | 18.60%       | 118          |
| Caseyville 9                      | 1,019             | 119          | 11.68%       | 93           |
| Caseyville 10                     | 536               | 22           | 4.10%        | 20           |
| Caseyville 11                     | 639               | 51           | 7.98%        | 41           |
| Caseyville 12                     | 1,549             | 46           | 2.97%        | 36           |
| Caseyville 13                     | 796               | 67           | 8.42%        | 51           |
| Caseyville 14                     | 603               | 84           | 13.93%       | 58           |
| Caseyville 15                     | 464               | 84           | 18.10%       | 59           |
| Caseyville 16                     | 393               | 29           | 7.38%        | 24           |
| Caseyville 17                     | 308               | 24           | 7.79%        | 15           |
| Caseyville 18                     | 450               | 48           | 10.67%       | 40           |
| Caseyville 19                     | 522               | 117          | 22.41%       | 87           |
| Caseyville 20                     | 487               | 87           | 17.86%       | 69           |
| Caseyville 21                     | 732               | 24           | 3.28%        | 20           |
| Caseyville 22                     | 490               | 24           | 4.90%        | 21           |
| Caseyville 23                     | 908               | 50           | 5.51%        | 42           |
| Caseyville 24                     | 692               | 37           | 5.35%        | 33           |
| Caseyville 25                     | 845               | 33           | 3.91%        | 31           |
| Caseyville 26                     | 1,425             | 72           | 5.05%        | 58           |
| Caseyville 27                     | 1,198             | 45           | 3.76%        | 39           |
| <b>CASEYVILLE TOWNSHIP TOTALS</b> | <b>20,999</b>     | <b>1,781</b> | <b>8.48%</b> | <b>1,389</b> |
| Stookey 1                         | 1,555             | 56           | 3.60%        | 42           |
| Stookey 2                         | 801               | 41           | 5.12%        | 28           |
| Stookey 3                         | 464               | 19           | 4.09%        | 12           |

**General Primary**  
**March 18, 2014**  
 Thomas Holbrook  
 St. Clair County Clerk

**12th Congressional District for Central Committee**  
 State Central Committeewoman  
 (Vote for ONE)

|                                | REGISTERED VOTERS | BALLOTS CAST | TURNOUT      | BARB BROWN |
|--------------------------------|-------------------|--------------|--------------|------------|
| Stookey 4                      | 617               | 46           | 7.46%        | 35         |
| Stookey 5                      | 341               | 23           | 6.74%        | 22         |
| Stookey 6                      | 929               | 54           | 5.81%        | 49         |
| Stookey 7                      | 620               | 30           | 4.84%        | 22         |
| Stookey 8                      | 428               | 28           | 6.54%        | 25         |
| Stookey 9                      | 832               | 67           | 8.05%        | 53         |
| Stookey 10                     | 701               | 48           | 6.85%        | 28         |
| <b>STOOKEY TOWNSHIP TOTALS</b> | <b>7,288</b>      | <b>412</b>   | <b>5.65%</b> | <b>316</b> |
| Centreville 1                  | 621               | 43           | 6.92%        | 30         |
| Centreville 2                  | 492               | 193          | 39.23%       | 127        |
| Centreville 3                  | 459               | 47           | 10.24%       | 37         |
| Centreville 4                  | 762               | 62           | 8.14%        | 51         |
| Centreville 5                  | 323               | 43           | 13.31%       | 27         |
| Centreville 6                  | 468               | 49           | 10.47%       | 38         |
| Centreville 7                  | 252               | 101          | 40.08%       | 73         |
| Centreville 8                  | 455               | 50           | 10.99%       | 42         |
| Centreville 9                  | 631               | 56           | 8.87%        | 40         |
| Centreville 10                 | 407               | 31           | 7.62%        | 25         |
| Centreville 11                 | 269               | 36           | 13.38%       | 28         |
| Centreville 12                 | 1,033             | 80           | 7.74%        | 61         |
| Centreville 13                 | 867               | 122          | 14.07%       | 97         |
| Centreville 14                 | 668               | 35           | 5.24%        | 27         |
| Centreville 15                 | 645               | 108          | 16.74%       | 84         |
| Centreville 16                 | 553               | 24           | 4.34%        | 20         |
| Centreville 17                 | 335               | 30           | 8.96%        | 22         |
| Centreville 18                 | 716               | 53           | 7.40%        | 39         |
| Centreville 19                 | 597               | 78           | 13.07%       | 71         |
| Centreville 20                 | 762               | 58           | 7.61%        | 45         |
| Centreville 21                 | 424               | 13           | 3.07%        | 10         |
| Centreville 22                 | 453               | 25           | 5.52%        | 22         |
| Centreville 23                 | 616               | 198          | 32.14%       | 164        |
| Centreville 24                 | 826               | 52           | 6.30%        | 39         |
| Centreville 25                 | 961               | 200          | 20.81%       | 151        |
| Centreville 26                 | 651               | 214          | 32.87%       | 162        |

**General Primary**  
**March 18, 2014**  
 Thomas Holbrook  
 St. Clair County Clerk

**12th Congressional District for Central Committee**  
 State Central Committeewoman  
 (Vote for ONE)

|                                     | REGISTERED VOTERS | BALLOTS CAST | TURNOUT       | BARB BROWN   |
|-------------------------------------|-------------------|--------------|---------------|--------------|
| Centreville 27                      | 533               | 276          | 51.78%        | 159          |
| <b>CENTREVILLE TOWNSHIP TOTALS</b>  | <b>15,779</b>     | <b>2,277</b> | <b>14.43%</b> | <b>1,691</b> |
| Canteen 1                           | 607               | 292          | 48.11%        | 211          |
| Canteen 2                           | 618               | 159          | 25.73%        | 112          |
| Canteen 3                           | 171               | 66           | 38.60%        | 52           |
| Canteen 4                           | 234               | 97           | 41.45%        | 51           |
| Canteen 5                           | 343               | 202          | 58.89%        | 69           |
| Canteen 6                           | 294               | 109          | 37.07%        | 56           |
| Canteen 7                           | 445               | 94           | 21.12%        | 60           |
| Canteen 8                           | 263               | 38           | 14.45%        | 27           |
| Canteen 9                           | 452               | 86           | 19.03%        | 62           |
| Canteen 10                          | 376               | 111          | 29.52%        | 78           |
| Canteen 11                          | 146               | 38           | 26.03%        | 18           |
| Canteen 12                          | 416               | 127          | 30.53%        | 89           |
| Canteen 13                          | 496               | 92           | 18.55%        | 63           |
| Canteen 14                          | 184               | 21           | 11.41%        | 12           |
| <b>CANTEEN TOWNSHIP TOTALS</b>      | <b>5,045</b>      | <b>1,532</b> | <b>30.37%</b> | <b>960</b>   |
| Sugar Loaf 1                        | 1,181             | 64           | 5.42%         | 43           |
| Sugar Loaf 2                        | 675               | 46           | 6.81%         | 35           |
| Sugar Loaf 3                        | 554               | 47           | 8.48%         | 38           |
| Sugar Loaf 4                        | 763               | 52           | 6.82%         | 40           |
| Sugar Loaf 5                        | 822               | 60           | 7.30%         | 32           |
| Sugar Loaf 6                        | 757               | 40           | 5.28%         | 28           |
| <b>SUGAR LOAF TOWNSHIP TOTALS</b>   | <b>4,752</b>      | <b>309</b>   | <b>6.50%</b>  | <b>216</b>   |
| Stites 1                            | 499               | 84           | 16.83%        | 68           |
| <b>STITES TOWNSHIP TOTALS</b>       | <b>499</b>        | <b>84</b>    | <b>16.83%</b> | <b>68</b>    |
| Engelmann 1                         | 546               | 19           | 3.48%         | 13           |
| <b>ENGELMANN TOWNSHIP TOTALS</b>    | <b>546</b>        | <b>19</b>    | <b>3.48%</b>  | <b>13</b>    |
| Fayetteville 1                      | 450               | 30           | 6.67%         | 17           |
| Fayetteville 2                      | 709               | 29           | 4.09%         | 23           |
| <b>FAYETTEVILLE TOWNSHIP TOTALS</b> | <b>1,159</b>      | <b>59</b>    | <b>5.09%</b>  | <b>40</b>    |

General Primary  
 March 18, 2014  
 Thomas Holbrook  
 St. Clair County Clerk

12th Congressional District for Central Committee  
 State Central Committeewoman  
 (Vote for ONE)

|  | REGISTERED VOTERS | BALLOTS CAST  | TURNOUT      | BARB BROWN   |
|--|-------------------|---------------|--------------|--------------|
| Marissa 1                              | 495               | 20            | 4.04%        | 19           |
| Marissa 2                              | 551               | 33            | 5.99%        | 23           |
| Marissa 3                              | 572               | 25            | 4.37%        | 18           |
| <b>MARISSA TOWNSHIP TOTALS</b>         | <b>1,618</b>      | <b>78</b>     | <b>4.82%</b> | <b>60</b>    |
| Freeburg 1                             | 1,223             | 50            | 4.09%        | 31           |
| Freeburg 2                             | 1,164             | 47            | 4.04%        | 36           |
| Freeburg 3                             | 1,120             | 72            | 6.43%        | 54           |
| <b>FREEBURG TOWNSHIP TOTALS</b>        | <b>3,507</b>      | <b>169</b>    | <b>4.82%</b> | <b>121</b>   |
| New Athens 1                           | 871               | 30            | 3.44%        | 21           |
| New Athens 2                           | 862               | 30            | 3.48%        | 21           |
| <b>NEW ATHENS TOWNSHIP TOTALS</b>      | <b>1,733</b>      | <b>60</b>     | <b>3.46%</b> | <b>42</b>    |
| Lenzburg 1                             | 672               | 44            | 6.55%        | 36           |
| <b>LENZBURG TOWNSHIP TOTALS</b>        | <b>672</b>        | <b>44</b>     | <b>6.55%</b> | <b>36</b>    |
| Prairie Du Long 1                      | 799               | 28            | 3.50%        | 25           |
| Prairie Du Long 2                      | 962               | 58            | 6.03%        | 47           |
| <b>PRAIRIE DU LONG TOWNSHIP TOTALS</b> | <b>1,761</b>      | <b>86</b>     | <b>4.88%</b> | <b>72</b>    |
| Smithton 1                             | 1,274             | 108           | 8.48%        | 82           |
| Smithton 2                             | 791               | 65            | 8.22%        | 53           |
| Smithton 3                             | 1,044             | 42            | 4.02%        | 35           |
| <b>SMITHTON TOWNSHIP TOTALS</b>        | <b>3,109</b>      | <b>215</b>    | <b>6.92%</b> | <b>170</b>   |
| Millstadt 1                            | 1,047             | 50            | 4.78%        | 41           |
| Millstadt 2                            | 1,404             | 62            | 4.42%        | 40           |
| Millstadt 3                            | 559               | 35            | 6.26%        | 28           |
| Millstadt 4                            | 848               | 38            | 4.48%        | 25           |
| Millstadt 5                            | 925               | 46            | 4.97%        | 31           |
| <b>MILLSTADT TOWNSHIP TOTALS</b>       | <b>4,783</b>      | <b>231</b>    | <b>4.83%</b> | <b>165</b>   |
| <b>ST. CLAIR TOTALS</b>                | <b>152,184</b>    | <b>11,080</b> | <b>7.28%</b> | <b>8,239</b> |
| Precinct 01                            | 1,382             | 429           | 31.04%       | 162          |
| Precinct 02                            | 828               | 253           | 30.56%       | 195          |
| Precinct 03                            | 704               | 147           | 20.88%       | 78           |

**General Primary**  
**March 18, 2014**  
 Thomas Holbrook  
 St. Clair County Clerk

**12th Congressional District for Central Committee**  
 State Central Committeewoman  
 (Vote for ONE)

|  | REGISTERED VOTERS | BALLOTS CAST  | TURNOUT       | BARB BROWN    |
|--|-------------------|---------------|---------------|---------------|
| Precinct 04                            | 893               | 199           | 22.28%        | 96            |
| Precinct 05                            | 737               | 139           | 18.86%        | 95            |
| Precinct 06                            | 559               | 160           | 28.62%        | 103           |
| Precinct 07                            | 496               | 117           | 23.59%        | 60            |
| Precinct 08                            | 505               | 112           | 22.18%        | 54            |
| Precinct 09                            | 668               | 96            | 14.37%        | 55            |
| Precinct 10                            | 625               | 194           | 31.04%        | 65            |
| Precinct 11                            | 728               | 210           | 28.85%        | 84            |
| Precinct 12                            | 1,029             | 274           | 26.63%        | 153           |
| Precinct 13                            | 1,143             | 231           | 20.21%        | 141           |
| Precinct 14                            | 796               | 171           | 21.48%        | 122           |
| Precinct 15                            | 803               | 275           | 34.25%        | 152           |
| Precinct 16                            | 765               | 235           | 30.72%        | 160           |
| Precinct 17                            | 934               | 127           | 13.60%        | 74            |
| Precinct 18                            | 467               | 141           | 30.19%        | 98            |
| Precinct 19                            | 737               | 188           | 25.51%        | 128           |
| Precinct 20                            | 797               | 174           | 21.83%        | 103           |
| Precinct 21                            | 824               | 192           | 23.30%        | 118           |
| Precinct 22                            | 427               | 207           | 48.48%        | 140           |
| Precinct 23                            | 885               | 125           | 14.12%        | 90            |
| Precinct 24                            | 416               | 113           | 27.16%        | 69            |
| Precinct 25                            | 830               | 394           | 47.47%        | 161           |
| <b>CITY OF E. ST. LOUIS<br/>TOTALS</b> | <b>18,978</b>     | <b>4,903</b>  | <b>25.84%</b> | <b>2,756</b>  |
| <b>TOTALS</b>                          | <b>171,162</b>    | <b>15,983</b> | <b>9.34%</b>  | <b>10,995</b> |

**General Primary**  
**March 18, 2014**  
 Thomas Holbrook  
 St. Clair County Clerk

**12th Congressional District for Central Committee**  
 For State Central Committeeman  
 (Vote for ONE)

|               | REGISTERED VOTERS | BALLOTS CAST | TURNOUT | JERRY F. COSTELLO |
|---------------|-------------------|--------------|---------|-------------------|
| Belleville 1  | 566               | 34           | 6.01%   | 31                |
| Belleville 2  | 1,103             | 30           | 2.72%   | 26                |
| Belleville 3  | 822               | 58           | 7.06%   | 49                |
| Belleville 4  | 730               | 47           | 6.44%   | 38                |
| Belleville 5  | 798               | 72           | 9.02%   | 60                |
| Belleville 6  | 734               | 46           | 6.27%   | 44                |
| Belleville 7  | 753               | 57           | 7.57%   | 41                |
| Belleville 8  | 596               | 33           | 5.54%   | 30                |
| Belleville 9  | 566               | 33           | 5.83%   | 26                |
| Belleville 10 | 586               | 29           | 4.95%   | 23                |
| Belleville 11 | 576               | 33           | 5.73%   | 27                |
| Belleville 12 | 745               | 41           | 5.50%   | 38                |
| Belleville 13 | 914               | 65           | 7.11%   | 53                |
| Belleville 14 | 881               | 38           | 4.31%   | 33                |
| Belleville 15 | 639               | 51           | 7.98%   | 45                |
| Belleville 16 | 782               | 57           | 7.29%   | 50                |
| Belleville 17 | 646               | 48           | 7.43%   | 37                |
| Belleville 18 | 616               | 34           | 5.52%   | 26                |
| Belleville 19 | 689               | 31           | 4.50%   | 27                |
| Belleville 20 | 754               | 47           | 6.23%   | 43                |
| Belleville 21 | 708               | 58           | 8.19%   | 47                |
| Belleville 22 | 1,185             | 88           | 7.43%   | 73                |
| Belleville 23 | 783               | 53           | 6.77%   | 45                |
| Belleville 24 | 899               | 46           | 5.12%   | 42                |
| Belleville 25 | 692               | 27           | 3.90%   | 21                |
| Belleville 26 | 1,263             | 38           | 3.01%   | 35                |
| Belleville 27 | 594               | 41           | 6.90%   | 35                |
| Belleville 28 | 668               | 59           | 8.83%   | 55                |
| Belleville 29 | 612               | 45           | 7.35%   | 35                |
| Belleville 30 | 523               | 30           | 5.74%   | 26                |
| Belleville 31 | 873               | 44           | 5.04%   | 41                |
| Belleville 32 | 790               | 50           | 6.33%   | 40                |
| Belleville 33 | 718               | 101          | 14.07%  | 86                |
| Belleville 34 | 319               | 22           | 6.90%   | 22                |
| Belleville 35 | 1,067             | 68           | 6.37%   | 55                |

**General Primary**  
**March 18, 2014**  
 Thomas Holbrook  
 St. Clair County Clerk

**12th Congressional District for Central Committee**  
 For State Central Committeeman  
 (Vote for ONE)

|                                      | REGISTERED VOTERS | BALLOTS CAST | TURNOUT      | JERRY F. COSTELLO |
|--------------------------------------|-------------------|--------------|--------------|-------------------|
| <b>BELLEVILLE TOWNSHIP TOTALS</b>    | <b>26,190</b>     | <b>1,654</b> | <b>6.32%</b> | <b>1,405</b>      |
| Mascoutah 1                          | 1,077             | 30           | 2.79%        | 24                |
| Mascoutah 2                          | 1,391             | 43           | 3.09%        | 37                |
| Mascoutah 3                          | 1,501             | 30           | 2.00%        | 26                |
| Mascoutah 4                          | 1,183             | 39           | 3.30%        | 30                |
| <b>MASCOUTAH TOWNSHIP TOTALS</b>     | <b>5,152</b>      | <b>142</b>   | <b>2.76%</b> | <b>117</b>        |
| Lebanon 1                            | 1,399             | 71           | 5.08%        | 69                |
| Lebanon 2                            | 677               | 47           | 6.94%        | 45                |
| Lebanon 3                            | 534               | 9            | 1.69%        | 7                 |
| <b>LEBANON TOWNSHIP TOTALS</b>       | <b>2,610</b>      | <b>127</b>   | <b>4.87%</b> | <b>121</b>        |
| Shiloh Valley 1                      | 1,433             | 52           | 3.63%        | 45                |
| Shiloh Valley 2                      | 820               | 9            | 1.10%        | 6                 |
| Shiloh Valley 3                      | 561               | 11           | 1.96%        | 11                |
| Shiloh Valley 4                      | 592               | 13           | 2.20%        | 13                |
| Shiloh Valley 5                      | 1,481             | 57           | 3.85%        | 48                |
| <b>SHILOH VALLEY TOWNSHIP TOTALS</b> | <b>4,887</b>      | <b>142</b>   | <b>2.91%</b> | <b>123</b>        |
| O Fallon 1                           | 969               | 44           | 4.54%        | 34                |
| O Fallon 2                           | 959               | 45           | 4.69%        | 36                |
| O Fallon 3                           | 640               | 18           | 2.81%        | 14                |
| O Fallon 4                           | 509               | 33           | 6.48%        | 31                |
| O Fallon 5                           | 1,020             | 19           | 1.86%        | 17                |
| O Fallon 6                           | 792               | 31           | 3.91%        | 25                |
| O Fallon 7                           | 1,053             | 33           | 3.13%        | 24                |
| O Fallon 8                           | 1,378             | 35           | 2.54%        | 28                |
| O Fallon 9                           | 929               | 24           | 2.58%        | 21                |
| O Fallon 10                          | 957               | 20           | 2.09%        | 18                |
| O Fallon 11                          | 950               | 30           | 3.16%        | 24                |
| O Fallon 12                          | 1,140             | 35           | 3.07%        | 29                |
| O Fallon 13                          | 1,108             | 46           | 4.15%        | 43                |
| O Fallon 14                          | 805               | 25           | 3.11%        | 20                |
| O Fallon 15                          | 1,081             | 23           | 2.13%        | 18                |
| O Fallon 16                          | 1,013             | 31           | 3.06%        | 25                |

**General Primary**  
**March 18, 2014**  
 Thomas Holbrook  
 St. Clair County Clerk

**12th Congressional District for Central Committee**  
 For State Central Committeeman  
 (Vote for ONE)

|                                     | REGISTERED VOTERS | BALLOTS CAST | TURNOUT      | JERRY F. COSTELLO |
|-------------------------------------|-------------------|--------------|--------------|-------------------|
| O Fallon 17                         | 753               | 32           | 4.25%        | 29                |
| O Fallon 18                         | 579               | 25           | 4.32%        | 21                |
| <b>O'FALLON TOWNSHIP<br/>TOTALS</b> | <b>16,635</b>     | <b>549</b>   | <b>3.30%</b> | <b>457</b>        |
| St Clair 1                          | 548               | 16           | 2.92%        | 15                |
| St Clair 2                          | 690               | 28           | 4.06%        | 26                |
| St Clair 3                          | 641               | 37           | 5.77%        | 34                |
| St Clair 4                          | 356               | 20           | 5.62%        | 15                |
| St Clair 5                          | 614               | 47           | 7.65%        | 42                |
| St Clair 6                          | 671               | 21           | 3.13%        | 19                |
| St Clair 7                          | 469               | 22           | 4.69%        | 20                |
| St Clair 8                          | 1,026             | 62           | 6.04%        | 57                |
| St Clair 9                          | 897               | 53           | 5.91%        | 46                |
| St Clair 10                         | 441               | 21           | 4.76%        | 13                |
| St Clair 11                         | 516               | 19           | 3.68%        | 16                |
| St Clair 12                         | 1,030             | 29           | 2.82%        | 27                |
| St Clair 13                         | 741               | 52           | 7.02%        | 46                |
| St Clair 14                         | 662               | 19           | 2.87%        | 17                |
| St Clair 15                         | 1,114             | 60           | 5.39%        | 50                |
| St Clair 16                         | 962               | 51           | 5.30%        | 47                |
| St Clair 17                         | 405               | 19           | 4.69%        | 16                |
| St Clair 18                         | 595               | 19           | 3.19%        | 19                |
| St Clair 19                         | 548               | 27           | 4.93%        | 17                |
| St Clair 20                         | 729               | 50           | 6.86%        | 45                |
| St Clair 21                         | 613               | 30           | 4.89%        | 27                |
| St Clair 22                         | 486               | 18           | 3.70%        | 17                |
| St Clair 23                         | 1,027             | 48           | 4.67%        | 39                |
| St Clair 24                         | 643               | 20           | 3.11%        | 17                |
| St Clair 25                         | 1,063             | 50           | 4.70%        | 46                |
| St Clair 26                         | 796               | 30           | 3.77%        | 25                |
| St Clair 27                         | 805               | 28           | 3.48%        | 26                |
| St Clair 28                         | 875               | 59           | 6.74%        | 51                |
| St Clair 29                         | 788               | 30           | 3.81%        | 26                |
| St Clair 30                         | 675               | 53           | 7.85%        | 46                |
| St Clair 31                         | 754               | 28           | 3.71%        | 25                |



**General Primary**  
**March 18, 2014**  
 Thomas Holbrook  
 St. Clair County Clerk

**12th Congressional District for Central Committee**  
 For State Central Committeeman  
 (Vote for ONE)

|                                   | REGISTERED VOTERS | BALLOTS CAST | TURNOUT      | JERRY F. COSTELLO |
|-----------------------------------|-------------------|--------------|--------------|-------------------|
| St Clair 32                       | 530               | 11           | 2.08%        | 9                 |
| St Clair 33                       | 750               | 33           | 4.40%        | 31                |
| <b>ST. CLAIR TOWNSHIP TOTALS</b>  | <b>23,460</b>     | <b>1,110</b> | <b>4.73%</b> | <b>972</b>        |
| Caseyville 1                      | 951               | 75           | 7.89%        | 69                |
| Caseyville 2                      | 1,063             | 49           | 4.61%        | 36                |
| Caseyville 3                      | 656               | 119          | 18.14%       | 107               |
| Caseyville 4                      | 732               | 126          | 17.21%       | 102               |
| Caseyville 5                      | 1,518             | 88           | 5.80%        | 70                |
| Caseyville 6                      | 552               | 38           | 6.88%        | 31                |
| Caseyville 7                      | 643               | 69           | 10.73%       | 59                |
| Caseyville 8                      | 828               | 154          | 18.60%       | 128               |
| Caseyville 9                      | 1,019             | 119          | 11.68%       | 99                |
| Caseyville 10                     | 536               | 22           | 4.10%        | 20                |
| Caseyville 11                     | 639               | 51           | 7.98%        | 46                |
| Caseyville 12                     | 1,549             | 46           | 2.97%        | 41                |
| Caseyville 13                     | 796               | 67           | 8.42%        | 62                |
| Caseyville 14                     | 603               | 84           | 13.93%       | 68                |
| Caseyville 15                     | 464               | 84           | 18.10%       | 70                |
| Caseyville 16                     | 393               | 29           | 7.38%        | 28                |
| Caseyville 17                     | 308               | 24           | 7.79%        | 18                |
| Caseyville 18                     | 450               | 48           | 10.67%       | 38                |
| Caseyville 19                     | 522               | 117          | 22.41%       | 97                |
| Caseyville 20                     | 487               | 87           | 17.86%       | 79                |
| Caseyville 21                     | 732               | 24           | 3.28%        | 23                |
| Caseyville 22                     | 490               | 24           | 4.90%        | 22                |
| Caseyville 23                     | 908               | 50           | 5.51%        | 46                |
| Caseyville 24                     | 692               | 37           | 5.35%        | 32                |
| Caseyville 25                     | 845               | 33           | 3.91%        | 33                |
| Caseyville 26                     | 1,425             | 72           | 5.05%        | 59                |
| Caseyville 27                     | 1,198             | 45           | 3.76%        | 43                |
| <b>CASEYVILLE TOWNSHIP TOTALS</b> | <b>20,999</b>     | <b>1,781</b> | <b>8.48%</b> | <b>1,526</b>      |
| Stookey 1                         | 1,555             | 56           | 3.60%        | 48                |
| Stookey 2                         | 801               | 41           | 5.12%        | 30                |
| Stookey 3                         | 464               | 19           | 4.09%        | 12                |

**General Primary**  
**March 18, 2014**  
 Thomas Holbrook  
 St. Clair County Clerk

**12th Congressional District for Central Committee**  
 For State Central Committeeman  
 (Vote for ONE)

|                                    | REGISTERED VOTERS | BALLOTS CAST | TURNOUT      | JERRY F. COSTELLO |
|------------------------------------|-------------------|--------------|--------------|-------------------|
| Stookey 4                          | 617               | 46           | 7.46%        | 38                |
| Stookey 5                          | 341               | 23           | 6.74%        | 18                |
| Stookey 6                          | 929               | 54           | 5.81%        | 50                |
| Stookey 7                          | 620               | 30           | 4.84%        | 26                |
| Stookey 8                          | 428               | 28           | 6.54%        | 26                |
| Stookey 9                          | 832               | 67           | 8.05%        | 59                |
| Stookey 10                         | 701               | 48           | 6.85%        | 37                |
| <b>STOOKEY TOWNSHIP<br/>TOTALS</b> | <b>7,288</b>      | <b>412</b>   | <b>5.65%</b> | <b>344</b>        |
| Centreville 1                      | 621               | 43           | 6.92%        | 34                |
| Centreville 2                      | 492               | 193          | 39.23%       | 144               |
| Centreville 3                      | 459               | 47           | 10.24%       | 37                |
| Centreville 4                      | 762               | 62           | 8.14%        | 52                |
| Centreville 5                      | 323               | 43           | 13.31%       | 34                |
| Centreville 6                      | 468               | 49           | 10.47%       | 44                |
| Centreville 7                      | 252               | 101          | 40.08%       | 79                |
| Centreville 8                      | 455               | 50           | 10.99%       | 48                |
| Centreville 9                      | 631               | 56           | 8.87%        | 48                |
| Centreville 10                     | 407               | 31           | 7.62%        | 26                |
| Centreville 11                     | 269               | 36           | 13.38%       | 31                |
| Centreville 12                     | 1,033             | 80           | 7.74%        | 67                |
| Centreville 13                     | 867               | 122          | 14.07%       | 107               |
| Centreville 14                     | 668               | 35           | 5.24%        | 32                |
| Centreville 15                     | 645               | 108          | 16.74%       | 94                |
| Centreville 16                     | 553               | 24           | 4.34%        | 22                |
| Centreville 17                     | 335               | 30           | 8.96%        | 24                |
| Centreville 18                     | 716               | 53           | 7.40%        | 46                |
| Centreville 19                     | 597               | 78           | 13.07%       | 72                |
| Centreville 20                     | 762               | 58           | 7.61%        | 51                |
| Centreville 21                     | 424               | 13           | 3.07%        | 12                |
| Centreville 22                     | 453               | 25           | 5.52%        | 22                |
| Centreville 23                     | 616               | 198          | 32.14%       | 172               |
| Centreville 24                     | 826               | 52           | 6.30%        | 45                |
| Centreville 25                     | 961               | 200          | 20.81%       | 169               |
| Centreville 26                     | 651               | 214          | 32.87%       | 172               |

**General Primary**  
**March 18, 2014**  
 Thomas Holbrook  
 St. Clair County Clerk

**12th Congressional District for Central Committee**  
 For State Central Committeeman  
 (Vote for ONE)

|                                     | REGISTERED VOTERS | BALLOTS CAST | TURNOUT       | JERRY F. COSTELLO |
|-------------------------------------|-------------------|--------------|---------------|-------------------|
| Centreville 27                      | 533               | 276          | 51.78%        | 173               |
| <b>CENTREVILLE TOWNSHIP TOTALS</b>  | <b>15,779</b>     | <b>2,277</b> | <b>14.43%</b> | <b>1,857</b>      |
| Canteen 1                           | 607               | 292          | 48.11%        | 237               |
| Canteen 2                           | 618               | 159          | 25.73%        | 132               |
| Canteen 3                           | 171               | 66           | 38.60%        | 58                |
| Canteen 4                           | 234               | 97           | 41.45%        | 58                |
| Canteen 5                           | 343               | 202          | 58.89%        | 87                |
| Canteen 6                           | 294               | 109          | 37.07%        | 68                |
| Canteen 7                           | 445               | 94           | 21.12%        | 65                |
| Canteen 8                           | 263               | 38           | 14.45%        | 29                |
| Canteen 9                           | 452               | 86           | 19.03%        | 68                |
| Canteen 10                          | 376               | 111          | 29.52%        | 81                |
| Canteen 11                          | 146               | 38           | 26.03%        | 22                |
| Canteen 12                          | 416               | 127          | 30.53%        | 100               |
| Canteen 13                          | 496               | 92           | 18.55%        | 67                |
| Canteen 14                          | 184               | 21           | 11.41%        | 12                |
| <b>CANTEEN TOWNSHIP TOTALS</b>      | <b>5,045</b>      | <b>1,532</b> | <b>30.37%</b> | <b>1,084</b>      |
| Sugar Loaf 1                        | 1,181             | 64           | 5.42%         | 51                |
| Sugar Loaf 2                        | 675               | 46           | 6.81%         | 40                |
| Sugar Loaf 3                        | 554               | 47           | 8.48%         | 38                |
| Sugar Loaf 4                        | 763               | 52           | 6.82%         | 46                |
| Sugar Loaf 5                        | 822               | 60           | 7.30%         | 42                |
| Sugar Loaf 6                        | 757               | 40           | 5.28%         | 30                |
| <b>SUGAR LOAF TOWNSHIP TOTALS</b>   | <b>4,752</b>      | <b>309</b>   | <b>6.50%</b>  | <b>247</b>        |
| Stites 1                            | 499               | 84           | 16.83%        | 76                |
| <b>STITES TOWNSHIP TOTALS</b>       | <b>499</b>        | <b>84</b>    | <b>16.83%</b> | <b>76</b>         |
| Engelmann 1                         | 546               | 19           | 3.48%         | 17                |
| <b>ENGELMANN TOWNSHIP TOTALS</b>    | <b>546</b>        | <b>19</b>    | <b>3.48%</b>  | <b>17</b>         |
| Fayetteville 1                      | 450               | 30           | 6.67%         | 25                |
| Fayetteville 2                      | 709               | 29           | 4.09%         | 25                |
| <b>FAYETTEVILLE TOWNSHIP TOTALS</b> | <b>1,159</b>      | <b>59</b>    | <b>5.09%</b>  | <b>50</b>         |

General Primary  
 March 18, 2014  
 Thomas Holbrook  
 St. Clair County Clerk

12th Congressional District for Central Committee  
 For State Central Committeeman  
 (Vote for ONE)

|  | REGISTERED VOTERS | BALLOTS CAST  | TURNOUT      | JERRY F. COSTELLO |
|--|-------------------|---------------|--------------|-------------------|
| Marissa 1                              | 495               | 20            | 4.04%        | 19                |
| Marissa 2                              | 551               | 33            | 5.99%        | 31                |
| Marissa 3                              | 572               | 25            | 4.37%        | 21                |
| <b>MARISSA TOWNSHIP TOTALS</b>         | <b>1,618</b>      | <b>78</b>     | <b>4.82%</b> | <b>71</b>         |
| Freeburg 1                             | 1,223             | 50            | 4.09%        | 40                |
| Freeburg 2                             | 1,164             | 47            | 4.04%        | 38                |
| Freeburg 3                             | 1,120             | 72            | 6.43%        | 58                |
| <b>FREEBURG TOWNSHIP TOTALS</b>        | <b>3,507</b>      | <b>169</b>    | <b>4.82%</b> | <b>136</b>        |
| New Athens 1                           | 871               | 30            | 3.44%        | 25                |
| New Athens 2                           | 862               | 30            | 3.48%        | 22                |
| <b>NEW ATHENS TOWNSHIP TOTALS</b>      | <b>1,733</b>      | <b>60</b>     | <b>3.46%</b> | <b>47</b>         |
| Lenzburg 1                             | 672               | 44            | 6.55%        | 40                |
| <b>LENZBURG TOWNSHIP TOTALS</b>        | <b>672</b>        | <b>44</b>     | <b>6.55%</b> | <b>40</b>         |
| Prairie Du Long 1                      | 799               | 28            | 3.50%        | 26                |
| Prairie Du Long 2                      | 962               | 58            | 6.03%        | 54                |
| <b>PRAIRIE DU LONG TOWNSHIP TOTALS</b> | <b>1,761</b>      | <b>86</b>     | <b>4.88%</b> | <b>80</b>         |
| Smithton 1                             | 1,274             | 108           | 8.48%        | 96                |
| Smithton 2                             | 791               | 65            | 8.22%        | 59                |
| Smithton 3                             | 1,044             | 42            | 4.02%        | 37                |
| <b>SMITHTON TOWNSHIP TOTALS</b>        | <b>3,109</b>      | <b>215</b>    | <b>6.92%</b> | <b>192</b>        |
| Millstadt 1                            | 1,047             | 50            | 4.78%        | 45                |
| Millstadt 2                            | 1,404             | 62            | 4.42%        | 45                |
| Millstadt 3                            | 559               | 35            | 6.26%        | 29                |
| Millstadt 4                            | 848               | 38            | 4.48%        | 30                |
| Millstadt 5                            | 925               | 46            | 4.97%        | 33                |
| <b>MILLSTADT TOWNSHIP TOTALS</b>       | <b>4,783</b>      | <b>231</b>    | <b>4.83%</b> | <b>182</b>        |
| <b>ST. CLAIR TOTALS</b>                | <b>152,184</b>    | <b>11,080</b> | <b>7.28%</b> | <b>9,144</b>      |
| Precinct 01                            | 1,382             | 429           | 31.04%       | 186               |
| Precinct 02                            | 828               | 253           | 30.56%       | 211               |
| Precinct 03                            | 704               | 147           | 20.88%       | 95                |

**General Primary**  
**March 18, 2014**  
 Thomas Holbrook  
 St. Clair County Clerk

**12th Congressional District for Central Committee**  
 For State Central Committeeman  
 (Vote for ONE)

|  | REGISTERED VOTERS | BALLOTS CAST  | TURNOUT       | JERRY F. COSTELLO |
|--|-------------------|---------------|---------------|-------------------|
| Precinct 04                            | 893               | 199           | 22.28%        | 126               |
| Precinct 05                            | 737               | 139           | 18.86%        | 107               |
| Precinct 06                            | 559               | 160           | 28.62%        | 124               |
| Precinct 07                            | 496               | 117           | 23.59%        | 82                |
| Precinct 08                            | 505               | 112           | 22.18%        | 85                |
| Precinct 09                            | 668               | 96            | 14.37%        | 70                |
| Precinct 10                            | 625               | 194           | 31.04%        | 89                |
| Precinct 11                            | 728               | 210           | 28.85%        | 111               |
| Precinct 12                            | 1,029             | 274           | 26.63%        | 185               |
| Precinct 13                            | 1,143             | 231           | 20.21%        | 177               |
| Precinct 14                            | 796               | 171           | 21.48%        | 143               |
| Precinct 15                            | 803               | 275           | 34.25%        | 195               |
| Precinct 16                            | 765               | 235           | 30.72%        | 175               |
| Precinct 17                            | 934               | 127           | 13.60%        | 106               |
| Precinct 18                            | 467               | 141           | 30.19%        | 113               |
| Precinct 19                            | 737               | 188           | 25.51%        | 153               |
| Precinct 20                            | 797               | 174           | 21.83%        | 126               |
| Precinct 21                            | 824               | 192           | 23.30%        | 142               |
| Precinct 22                            | 427               | 207           | 48.48%        | 169               |
| Precinct 23                            | 885               | 125           | 14.12%        | 101               |
| Precinct 24                            | 416               | 113           | 27.16%        | 83                |
| Precinct 25                            | 830               | 394           | 47.47%        | 192               |
| <b>CITY OF E. ST. LOUIS<br/>TOTALS</b> | <b>18,978</b>     | <b>4,903</b>  | <b>25.84%</b> | <b>3,346</b>      |
| <b>TOTALS</b>                          | <b>171,162</b>    | <b>15,983</b> | <b>9.34%</b>  | <b>12,490</b>     |

**CANVASS OF VOTES**  
**in St. Clair County, Illinois at the General Primary on Tuesday, March 18, 2014**

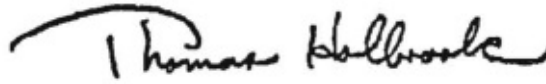
---

STATE OF ILLINOIS  
COUNTY OF ST. CLAIR

**12th Congressional District for Central Committee**

I, Thomas Holbrook, St. Clair County Clerk, do hereby certify that the above is a correct copy of the Canvass of votes cast at the General Primary held in St. Clair County on Tuesday, March 18, 2014. This canvass was made by the County Canvassing Board of St. Clair County and is now on file in my office.

Dated: Tuesday, April 8, 2014



---

Thomas Holbrook, St. Clair County Clerk

General Primary  
March 18, 2014  
Official Democratic Canvass  
St. Clair County, Illinois



54th Legislative District

Dated: Tuesday, April 8, 2014  
Issued by:

A handwritten signature in black ink that reads "Thomas Holbrook". The signature is written in a cursive style with a large, sweeping initial "T".

Thomas Holbrook  
St. Clair County Clerk

**General Primary**  
**March 18, 2014**  
 Thomas Holbrook  
 St. Clair County Clerk

**54th Legislative District**  
 For State Senator  
 (Vote for ONE)

|                                  | REGISTERED VOTERS | BALLOTS CAST | TURNOUT      | NO CANDIDATE |
|----------------------------------|-------------------|--------------|--------------|--------------|
| Mascoutah 1                      | 1,066             | 0            | 0.00%        | 0            |
| Mascoutah 2                      | 840               | 0            | 0.00%        | 0            |
| Mascoutah 3                      | 37                | 0            | 0.00%        | 0            |
| Mascoutah 4                      | 3                 | 0            | 0.00%        | 0            |
| <b>MASCOUTAH TOWNSHIP TOTALS</b> | <b>1,946</b>      | <b>0</b>     | <b>0.00%</b> | <b>0</b>     |
| Lebanon 1                        | 255               | 0            | 0.00%        | 0            |
| Lebanon 2                        | 281               | 0            | 0.00%        | 0            |
| Lebanon 3                        | 534               | 9            | 1.69%        | 0            |
| <b>LEBANON TOWNSHIP TOTALS</b>   | <b>1,070</b>      | <b>9</b>     | <b>0.84%</b> | <b>0</b>     |
| O Fallon 4                       | 166               | 0            | 0.00%        | 0            |
| O Fallon 5                       | 868               | 0            | 0.00%        | 0            |
| O Fallon 7                       | 989               | 0            | 0.00%        | 0            |
| O Fallon 8                       | 1,210             | 0            | 0.00%        | 0            |
| O Fallon 9                       | 929               | 24           | 2.58%        | 0            |
| O Fallon 11                      | 950               | 30           | 3.16%        | 0            |
| O Fallon 12                      | 1,140             | 35           | 3.07%        | 0            |
| O Fallon 13                      | 549               | 0            | 0.00%        | 0            |
| O Fallon 15                      | 1,081             | 23           | 2.13%        | 0            |
| O Fallon 16                      | 1,013             | 31           | 3.06%        | 0            |
| <b>O'FALLON TOWNSHIP TOTALS</b>  | <b>8,895</b>      | <b>143</b>   | <b>1.61%</b> | <b>0</b>     |
| Engelmann 1                      | 480               | 0            | 0.00%        | 0            |
| <b>ENGELMANN TOWNSHIP TOTALS</b> | <b>480</b>        | <b>0</b>     | <b>0.00%</b> | <b>0</b>     |
| <b>ST. CLAIR TOTALS</b>          | <b>12,391</b>     | <b>152</b>   | <b>1.23%</b> | <b>0</b>     |
| <b>TOTALS</b>                    | <b>12,391</b>     | <b>152</b>   | <b>1.23%</b> | <b>0</b>     |



**CANVASS OF VOTES**  
**in St. Clair County, Illinois at the General Primary on Tuesday, March 18, 2014**

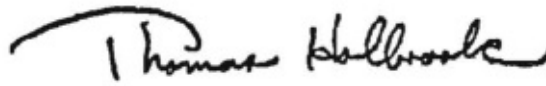
---

STATE OF ILLINOIS  
COUNTY OF ST. CLAIR

**54th Legislative District**

I, Thomas Holbrook, St. Clair County Clerk, do hereby certify that the above is a correct copy of the Canvass of votes cast at the General Primary held in St. Clair County on Tuesday, March 18, 2014. This canvass was made by the County Canvassing Board of St. Clair County and is now on file in my office.

Dated: Tuesday, April 8, 2014

A handwritten signature in black ink that reads "Thomas Holbrook". The signature is written in a cursive style with a large, sweeping initial "T".

---

Thomas Holbrook, St. Clair County Clerk

General Primary  
March 18, 2014  
Official Democratic Canvass  
St. Clair County, Illinois



57th Legislative District

Dated: Tuesday, April 8, 2014

Issued by:

A handwritten signature in black ink that reads "Thomas Holbrook". The signature is written in a cursive style with a large, sweeping initial "T".

Thomas Holbrook  
St. Clair County Clerk

**General Primary**  
**March 18, 2014**  
 Thomas Holbrook  
 St. Clair County Clerk

**57th Legislative District**  
 For State Senator  
 (Vote for ONE)

|               | REGISTERED VOTERS | BALLOTS CAST | TURNOUT | JAMES F. CLAYBORNE, JR.,<br>II |
|---------------|-------------------|--------------|---------|--------------------------------|
| Belleville 1  | 566               | 34           | 6.01%   | 24                             |
| Belleville 2  | 1,103             | 30           | 2.72%   | 25                             |
| Belleville 3  | 822               | 58           | 7.06%   | 38                             |
| Belleville 4  | 730               | 47           | 6.44%   | 38                             |
| Belleville 5  | 798               | 72           | 9.02%   | 56                             |
| Belleville 6  | 734               | 46           | 6.27%   | 41                             |
| Belleville 7  | 753               | 57           | 7.57%   | 42                             |
| Belleville 8  | 596               | 33           | 5.54%   | 24                             |
| Belleville 9  | 566               | 33           | 5.83%   | 27                             |
| Belleville 10 | 586               | 29           | 4.95%   | 22                             |
| Belleville 11 | 576               | 33           | 5.73%   | 27                             |
| Belleville 12 | 745               | 41           | 5.50%   | 38                             |
| Belleville 13 | 914               | 65           | 7.11%   | 47                             |
| Belleville 14 | 881               | 38           | 4.31%   | 31                             |
| Belleville 15 | 639               | 51           | 7.98%   | 47                             |
| Belleville 16 | 782               | 57           | 7.29%   | 49                             |
| Belleville 17 | 646               | 48           | 7.43%   | 33                             |
| Belleville 18 | 616               | 34           | 5.52%   | 18                             |
| Belleville 19 | 689               | 31           | 4.50%   | 24                             |
| Belleville 20 | 754               | 47           | 6.23%   | 41                             |
| Belleville 21 | 708               | 58           | 8.19%   | 46                             |
| Belleville 22 | 1,185             | 88           | 7.43%   | 61                             |
| Belleville 23 | 783               | 53           | 6.77%   | 41                             |
| Belleville 24 | 899               | 46           | 5.12%   | 36                             |
| Belleville 25 | 692               | 27           | 3.90%   | 22                             |
| Belleville 26 | 1,263             | 38           | 3.01%   | 34                             |
| Belleville 27 | 594               | 41           | 6.90%   | 31                             |
| Belleville 28 | 668               | 59           | 8.83%   | 46                             |
| Belleville 29 | 612               | 45           | 7.35%   | 36                             |
| Belleville 30 | 523               | 30           | 5.74%   | 23                             |
| Belleville 31 | 873               | 44           | 5.04%   | 38                             |
| Belleville 32 | 790               | 50           | 6.33%   | 38                             |
| Belleville 33 | 718               | 101          | 14.07%  | 76                             |
| Belleville 34 | 319               | 22           | 6.90%   | 20                             |
| Belleville 35 | 1,067             | 68           | 6.37%   | 43                             |

**General Primary**  
**March 18, 2014**  
 Thomas Holbrook  
 St. Clair County Clerk

**57th Legislative District**  
 For State Senator  
 (Vote for ONE)

|                                      | REGISTERED VOTERS | BALLOTS CAST | TURNOUT      | JAMES F. CLAYBORNE, JR.,<br>II |
|--------------------------------------|-------------------|--------------|--------------|--------------------------------|
| <b>BELLEVILLE TOWNSHIP TOTALS</b>    | <b>26,190</b>     | <b>1,654</b> | <b>6.32%</b> | <b>1,283</b>                   |
| Mascoutah 1                          | 11                | 1            | 9.09%        | 1                              |
| Mascoutah 2                          | 551               | 31           | 5.63%        | 23                             |
| Mascoutah 3                          | 1,464             | 30           | 2.05%        | 25                             |
| Mascoutah 4                          | 1,180             | 39           | 3.31%        | 31                             |
| <b>MASCOUTAH TOWNSHIP TOTALS</b>     | <b>3,206</b>      | <b>101</b>   | <b>3.15%</b> | <b>80</b>                      |
| Lebanon 1                            | 1,144             | 59           | 5.16%        | 48                             |
| Lebanon 2                            | 396               | 38           | 9.60%        | 34                             |
| <b>LEBANON TOWNSHIP TOTALS</b>       | <b>1,540</b>      | <b>97</b>    | <b>6.30%</b> | <b>82</b>                      |
| Shiloh Valley 1                      | 1,433             | 52           | 3.63%        | 38                             |
| Shiloh Valley 2                      | 820               | 9            | 1.10%        | 7                              |
| Shiloh Valley 3                      | 561               | 11           | 1.96%        | 10                             |
| Shiloh Valley 4                      | 592               | 13           | 2.20%        | 11                             |
| Shiloh Valley 5                      | 1,481             | 57           | 3.85%        | 45                             |
| <b>SHILOH VALLEY TOWNSHIP TOTALS</b> | <b>4,887</b>      | <b>142</b>   | <b>2.91%</b> | <b>111</b>                     |
| O Fallon 1                           | 969               | 44           | 4.54%        | 33                             |
| O Fallon 2                           | 959               | 45           | 4.69%        | 36                             |
| O Fallon 3                           | 640               | 18           | 2.81%        | 13                             |
| O Fallon 4                           | 343               | 20           | 5.83%        | 15                             |
| O Fallon 5                           | 152               | 15           | 9.87%        | 15                             |
| O Fallon 6                           | 792               | 31           | 3.91%        | 25                             |
| O Fallon 7                           | 64                | 0            | 0.00%        | 0                              |
| O Fallon 8                           | 168               | 3            | 1.79%        | 3                              |
| O Fallon 10                          | 957               | 20           | 2.09%        | 19                             |
| O Fallon 13                          | 559               | 24           | 4.29%        | 17                             |
| O Fallon 14                          | 805               | 25           | 3.11%        | 17                             |
| O Fallon 17                          | 753               | 32           | 4.25%        | 29                             |
| O Fallon 18                          | 579               | 25           | 4.32%        | 18                             |
| <b>O'FALLON TOWNSHIP TOTALS</b>      | <b>7,740</b>      | <b>302</b>   | <b>3.90%</b> | <b>240</b>                     |
| St Clair 1                           | 548               | 16           | 2.92%        | 13                             |
| St Clair 2                           | 690               | 28           | 4.06%        | 24                             |
| St Clair 3                           | 641               | 37           | 5.77%        | 33                             |

**General Primary**  
**March 18, 2014**  
 Thomas Holbrook  
 St. Clair County Clerk

**57th Legislative District**  
 For State Senator  
 (Vote for ONE)

|                                      | REGISTERED VOTERS | BALLOTS CAST | TURNOUT      | JAMES F. CLAYBORNE, JR.,<br>II |
|--------------------------------------|-------------------|--------------|--------------|--------------------------------|
| St Clair 4                           | 356               | 20           | 5.62%        | 14                             |
| St Clair 5                           | 614               | 47           | 7.65%        | 36                             |
| St Clair 6                           | 671               | 21           | 3.13%        | 16                             |
| St Clair 7                           | 469               | 22           | 4.69%        | 19                             |
| St Clair 8                           | 1,026             | 62           | 6.04%        | 54                             |
| St Clair 9                           | 897               | 53           | 5.91%        | 39                             |
| St Clair 10                          | 441               | 21           | 4.76%        | 13                             |
| St Clair 11                          | 516               | 19           | 3.68%        | 16                             |
| St Clair 12                          | 1,030             | 29           | 2.82%        | 26                             |
| St Clair 13                          | 741               | 52           | 7.02%        | 35                             |
| St Clair 14                          | 662               | 19           | 2.87%        | 18                             |
| St Clair 15                          | 1,114             | 60           | 5.39%        | 49                             |
| St Clair 16                          | 962               | 51           | 5.30%        | 45                             |
| St Clair 17                          | 405               | 19           | 4.69%        | 15                             |
| St Clair 18                          | 595               | 19           | 3.19%        | 18                             |
| St Clair 19                          | 548               | 27           | 4.93%        | 16                             |
| St Clair 20                          | 729               | 50           | 6.86%        | 38                             |
| St Clair 21                          | 613               | 30           | 4.89%        | 21                             |
| St Clair 22                          | 486               | 18           | 3.70%        | 17                             |
| St Clair 23                          | 1,027             | 48           | 4.67%        | 43                             |
| St Clair 24                          | 643               | 20           | 3.11%        | 19                             |
| St Clair 25                          | 1,063             | 50           | 4.70%        | 41                             |
| St Clair 26                          | 796               | 30           | 3.77%        | 24                             |
| St Clair 27                          | 805               | 28           | 3.48%        | 24                             |
| St Clair 28                          | 875               | 59           | 6.74%        | 44                             |
| St Clair 29                          | 788               | 30           | 3.81%        | 25                             |
| St Clair 30                          | 675               | 53           | 7.85%        | 45                             |
| St Clair 31                          | 754               | 28           | 3.71%        | 21                             |
| St Clair 32                          | 530               | 11           | 2.08%        | 6                              |
| St Clair 33                          | 750               | 33           | 4.40%        | 28                             |
| <b>ST. CLAIR TOWNSHIP<br/>TOTALS</b> | <b>23,460</b>     | <b>1,110</b> | <b>4.73%</b> | <b>895</b>                     |
| Caseyville 3                         | 656               | 119          | 18.14%       | 103                            |
| Caseyville 4                         | 732               | 126          | 17.21%       | 99                             |
| Caseyville 7                         | 1                 | 0            | 0.00%        | 0                              |

**General Primary**  
**March 18, 2014**  
 Thomas Holbrook  
 St. Clair County Clerk

**57th Legislative District**  
 For State Senator  
 (Vote for ONE)

|                                       | REGISTERED VOTERS | BALLOTS CAST | TURNOUT       | JAMES F. CLAYBORNE, JR.,<br>II |
|---------------------------------------|-------------------|--------------|---------------|--------------------------------|
| Caseyville 8                          | 828               | 154          | 18.60%        | 123                            |
| Caseyville 9                          | 1,019             | 119          | 11.68%        | 93                             |
| Caseyville 11                         | 15                | 4            | 26.67%        | 3                              |
| Caseyville 13                         | 796               | 67           | 8.42%         | 52                             |
| Caseyville 14                         | 603               | 84           | 13.93%        | 59                             |
| Caseyville 15                         | 464               | 84           | 18.10%        | 70                             |
| Caseyville 19                         | 522               | 117          | 22.41%        | 91                             |
| Caseyville 20                         | 487               | 87           | 17.86%        | 74                             |
| Caseyville 22                         | 490               | 24           | 4.90%         | 19                             |
| Caseyville 23                         | 908               | 50           | 5.51%         | 42                             |
| Caseyville 24                         | 692               | 37           | 5.35%         | 34                             |
| Caseyville 26                         | 1,059             | 63           | 5.95%         | 51                             |
| <b>CASEYVILLE TOWNSHIP<br/>TOTALS</b> | <b>9,272</b>      | <b>1,135</b> | <b>12.24%</b> | <b>913</b>                     |
| Stokey 1                              | 1,555             | 56           | 3.60%         | 42                             |
| Stokey 2                              | 801               | 41           | 5.12%         | 30                             |
| Stokey 3                              | 464               | 19           | 4.09%         | 12                             |
| Stokey 4                              | 617               | 46           | 7.46%         | 38                             |
| Stokey 5                              | 341               | 23           | 6.74%         | 17                             |
| Stokey 6                              | 929               | 54           | 5.81%         | 43                             |
| Stokey 7                              | 620               | 30           | 4.84%         | 20                             |
| Stokey 8                              | 428               | 28           | 6.54%         | 24                             |
| Stokey 9                              | 832               | 67           | 8.05%         | 54                             |
| Stokey 10                             | 701               | 48           | 6.85%         | 31                             |
| <b>STOKEY TOWNSHIP<br/>TOTALS</b>     | <b>7,288</b>      | <b>412</b>   | <b>5.65%</b>  | <b>311</b>                     |
| Centreville 1                         | 621               | 43           | 6.92%         | 35                             |
| Centreville 3                         | 459               | 47           | 10.24%        | 39                             |
| Centreville 4                         | 762               | 62           | 8.14%         | 49                             |
| Centreville 5                         | 323               | 43           | 13.31%        | 37                             |
| Centreville 6                         | 468               | 49           | 10.47%        | 44                             |
| Centreville 7                         | 252               | 101          | 40.08%        | 83                             |
| Centreville 10                        | 407               | 31           | 7.62%         | 27                             |
| Centreville 11                        | 269               | 36           | 13.38%        | 32                             |
| Centreville 12                        | 1,033             | 80           | 7.74%         | 68                             |
| Centreville 13                        | 668               | 114          | 17.07%        | 95                             |

**General Primary**  
**March 18, 2014**  
 Thomas Holbrook  
 St. Clair County Clerk

**57th Legislative District**  
 For State Senator  
 (Vote for ONE)

|                                    | REGISTERED VOTERS | BALLOTS CAST | TURNOUT       | JAMES F. CLAYBORNE, JR.,<br>II |
|------------------------------------|-------------------|--------------|---------------|--------------------------------|
| Centreville 14                     | 668               | 35           | 5.24%         | 33                             |
| Centreville 16                     | 553               | 24           | 4.34%         | 21                             |
| Centreville 17                     | 335               | 30           | 8.96%         | 27                             |
| Centreville 21                     | 424               | 13           | 3.07%         | 11                             |
| Centreville 22                     | 453               | 25           | 5.52%         | 22                             |
| Centreville 24                     | 826               | 52           | 6.30%         | 39                             |
| Centreville 25                     | 351               | 69           | 19.66%        | 56                             |
| Centreville 26                     | 651               | 214          | 32.87%        | 173                            |
| Centreville 27                     | 533               | 276          | 51.78%        | 178                            |
| <b>CENTREVILLE TOWNSHIP TOTALS</b> | <b>10,056</b>     | <b>1,344</b> | <b>13.37%</b> | <b>1,069</b>                   |
| Canteen 1                          | 607               | 292          | 48.11%        | 207                            |
| Canteen 2                          | 618               | 159          | 25.73%        | 126                            |
| Canteen 3                          | 171               | 66           | 38.60%        | 54                             |
| Canteen 4                          | 234               | 97           | 41.45%        | 59                             |
| Canteen 5                          | 343               | 202          | 58.89%        | 98                             |
| Canteen 6                          | 294               | 109          | 37.07%        | 77                             |
| Canteen 7                          | 445               | 94           | 21.12%        | 64                             |
| Canteen 8                          | 263               | 38           | 14.45%        | 30                             |
| Canteen 9                          | 452               | 86           | 19.03%        | 62                             |
| Canteen 10                         | 376               | 111          | 29.52%        | 91                             |
| Canteen 11                         | 146               | 38           | 26.03%        | 26                             |
| Canteen 12                         | 416               | 127          | 30.53%        | 90                             |
| Canteen 13                         | 496               | 92           | 18.55%        | 66                             |
| Canteen 14                         | 184               | 21           | 11.41%        | 13                             |
| <b>CANTEEN TOWNSHIP TOTALS</b>     | <b>5,045</b>      | <b>1,532</b> | <b>30.37%</b> | <b>1,063</b>                   |
| Stites 1                           | 499               | 84           | 16.83%        | 77                             |
| <b>STITES TOWNSHIP TOTALS</b>      | <b>499</b>        | <b>84</b>    | <b>16.83%</b> | <b>77</b>                      |
| Engelmann 1                        | 66                | 1            | 1.52%         | 1                              |
| <b>ENGELMANN TOWNSHIP TOTALS</b>   | <b>66</b>         | <b>1</b>     | <b>1.52%</b>  | <b>1</b>                       |
| Freeburg 1                         | 1,223             | 50           | 4.09%         | 27                             |
| Freeburg 2                         | 1,164             | 47           | 4.04%         | 32                             |
| Freeburg 3                         | 1,120             | 72           | 6.43%         | 53                             |

**General Primary**  
**March 18, 2014**  
 Thomas Holbrook  
 St. Clair County Clerk

**57th Legislative District**  
 For State Senator  
 (Vote for ONE)

|                                  | REGISTERED VOTERS | BALLOTS CAST | TURNOUT      | JAMES F. CLAYBORNE, JR.,<br>II |
|----------------------------------|-------------------|--------------|--------------|--------------------------------|
| <b>FREEBURG TOWNSHIP TOTALS</b>  | <b>3,507</b>      | <b>169</b>   | <b>4.82%</b> | <b>112</b>                     |
| Smithton 1                       | 1,274             | 108          | 8.48%        | 80                             |
| Smithton 2                       | 791               | 65           | 8.22%        | 53                             |
| Smithton 3                       | 1,044             | 42           | 4.02%        | 35                             |
| <b>SMITHTON TOWNSHIP TOTALS</b>  | <b>3,109</b>      | <b>215</b>   | <b>6.92%</b> | <b>168</b>                     |
| Millstadt 1                      | 1,047             | 50           | 4.78%        | 39                             |
| Millstadt 2                      | 96                | 5            | 5.21%        | 3                              |
| Millstadt 4                      | 848               | 38           | 4.48%        | 23                             |
| Millstadt 5                      | 925               | 46           | 4.97%        | 29                             |
| <b>MILLSTADT TOWNSHIP TOTALS</b> | <b>2,916</b>      | <b>139</b>   | <b>4.77%</b> | <b>94</b>                      |
| <b>ST. CLAIR TOTALS</b>          | <b>108,781</b>    | <b>8,437</b> | <b>7.76%</b> | <b>6,499</b>                   |
| Precinct 01                      | 1,382             | 429          | 31.04%       | 239                            |
| Precinct 02                      | 828               | 253          | 30.56%       | 228                            |
| Precinct 03                      | 704               | 147          | 20.88%       | 106                            |
| Precinct 04                      | 893               | 199          | 22.28%       | 159                            |
| Precinct 05                      | 737               | 139          | 18.86%       | 122                            |
| Precinct 06                      | 559               | 160          | 28.62%       | 129                            |
| Precinct 07                      | 496               | 117          | 23.59%       | 94                             |
| Precinct 08                      | 505               | 112          | 22.18%       | 96                             |
| Precinct 09                      | 668               | 96           | 14.37%       | 72                             |
| Precinct 10                      | 625               | 194          | 31.04%       | 89                             |
| Precinct 11                      | 728               | 210          | 28.85%       | 130                            |
| Precinct 12                      | 1,029             | 274          | 26.63%       | 211                            |
| Precinct 13                      | 1,143             | 231          | 20.21%       | 173                            |
| Precinct 14                      | 796               | 171          | 21.48%       | 144                            |
| Precinct 15                      | 803               | 275          | 34.25%       | 208                            |
| Precinct 16                      | 765               | 235          | 30.72%       | 189                            |
| Precinct 17                      | 934               | 127          | 13.60%       | 112                            |
| Precinct 18                      | 467               | 141          | 30.19%       | 117                            |
| Precinct 19                      | 737               | 188          | 25.51%       | 161                            |
| Precinct 20                      | 797               | 174          | 21.83%       | 142                            |
| Precinct 21                      | 824               | 192          | 23.30%       | 159                            |
| Precinct 22                      | 427               | 207          | 48.48%       | 185                            |



**General Primary**  
**March 18, 2014**  
Thomas Holbrook  
St. Clair County Clerk

**57th Legislative District**  
For State Senator  
(Vote for ONE)

|  | REGISTERED VOTERS | BALLOTS CAST  | TURNOUT       | JAMES F. CLAYBORNE, JR.,<br>II |
|--|-------------------|---------------|---------------|--------------------------------|
| Precinct 23                            | 885               | 125           | 14.12%        | 109                            |
| Precinct 24                            | 416               | 113           | 27.16%        | 102                            |
| Precinct 25                            | 830               | 394           | 47.47%        | 217                            |
| <b>CITY OF E. ST. LOUIS<br/>TOTALS</b> | <b>18,978</b>     | <b>4,903</b>  | <b>25.84%</b> | <b>3,693</b>                   |
| <b>TOTALS</b>                          | <b>127,759</b>    | <b>13,340</b> | <b>10.44%</b> | <b>10,192</b>                  |

**CANVASS OF VOTES**  
**in St. Clair County, Illinois at the General Primary on Tuesday, March 18, 2014**

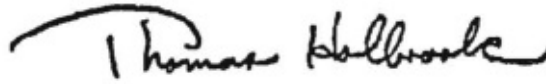
---

STATE OF ILLINOIS  
COUNTY OF ST. CLAIR

**57th Legislative District**

I, Thomas Holbrook, St. Clair County Clerk, do hereby certify that the above is a correct copy of the Canvass of votes cast at the General Primary held in St. Clair County on Tuesday, March 18, 2014. This canvass was made by the County Canvassing Board of St. Clair County and is now on file in my office.

Dated: Tuesday, April 8, 2014



---

Thomas Holbrook, St. Clair County Clerk

General Primary  
March 18, 2014  
Official Democratic Canvass  
St. Clair County, Illinois



108th Representative District

Dated: Tuesday, April 8, 2014

Issued by:

A handwritten signature in black ink that reads "Thomas Holbrook". The signature is written in a cursive style with a large, sweeping initial "T".

Thomas Holbrook  
St. Clair County Clerk

**General Primary**  
**March 18, 2014**  
 Thomas Holbrook  
 St. Clair County Clerk

**108th Representative District**  
 For Representative In The General Assembly  
 (Vote for ONE)

|                                  | REGISTERED VOTERS | BALLOTS CAST | TURNOUT      | NO CANDIDATE |
|----------------------------------|-------------------|--------------|--------------|--------------|
| Mascoutah 1                      | 1,066             | 0            | 0.00%        | 0            |
| Mascoutah 2                      | 840               | 0            | 0.00%        | 0            |
| Mascoutah 3                      | 37                | 0            | 0.00%        | 0            |
| Mascoutah 4                      | 3                 | 0            | 0.00%        | 0            |
| <b>MASCOUTAH TOWNSHIP TOTALS</b> | <b>1,946</b>      | <b>0</b>     | <b>0.00%</b> | <b>0</b>     |
| Lebanon 1                        | 255               | 0            | 0.00%        | 0            |
| Lebanon 2                        | 281               | 0            | 0.00%        | 0            |
| Lebanon 3                        | 534               | 9            | 1.69%        | 0            |
| <b>LEBANON TOWNSHIP TOTALS</b>   | <b>1,070</b>      | <b>9</b>     | <b>0.84%</b> | <b>0</b>     |
| O Fallon 4                       | 166               | 0            | 0.00%        | 0            |
| O Fallon 5                       | 868               | 0            | 0.00%        | 0            |
| O Fallon 7                       | 989               | 0            | 0.00%        | 0            |
| O Fallon 8                       | 1,210             | 0            | 0.00%        | 0            |
| O Fallon 9                       | 929               | 24           | 2.58%        | 0            |
| O Fallon 11                      | 950               | 30           | 3.16%        | 0            |
| O Fallon 12                      | 1,140             | 35           | 3.07%        | 0            |
| O Fallon 13                      | 549               | 0            | 0.00%        | 0            |
| O Fallon 15                      | 1,081             | 23           | 2.13%        | 0            |
| O Fallon 16                      | 1,013             | 31           | 3.06%        | 0            |
| <b>O'FALLON TOWNSHIP TOTALS</b>  | <b>8,895</b>      | <b>143</b>   | <b>1.61%</b> | <b>0</b>     |
| Engelmann 1                      | 480               | 0            | 0.00%        | 0            |
| <b>ENGELMANN TOWNSHIP TOTALS</b> | <b>480</b>        | <b>0</b>     | <b>0.00%</b> | <b>0</b>     |
| <b>ST. CLAIR TOTALS</b>          | <b>12,391</b>     | <b>152</b>   | <b>1.23%</b> | <b>0</b>     |
| <b>TOTALS</b>                    | <b>12,391</b>     | <b>152</b>   | <b>1.23%</b> | <b>0</b>     |

**CANVASS OF VOTES**  
**in St. Clair County, Illinois at the General Primary on Tuesday, March 18, 2014**

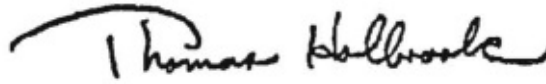
---

STATE OF ILLINOIS  
COUNTY OF ST. CLAIR

**108th Representative District**

I, Thomas Holbrook, St. Clair County Clerk, do hereby certify that the above is a correct copy of the Canvass of votes cast at the General Primary held in St. Clair County on Tuesday, March 18, 2014. This canvass was made by the County Canvassing Board of St. Clair County and is now on file in my office.

Dated: Tuesday, April 8, 2014



---

Thomas Holbrook, St. Clair County Clerk

General Primary  
March 18, 2014  
Official Democratic Canvass  
St. Clair County, Illinois



112th Representative District

Dated: Tuesday, April 8, 2014

Issued by:

A handwritten signature in black ink that reads "Thomas Holbrook".

Thomas Holbrook  
St. Clair County Clerk

**General Primary**  
**March 18, 2014**  
 Thomas Holbrook  
 St. Clair County Clerk

**112th Representative District**  
 For Representative In The General Assembly  
 (Vote for ONE)

|                                       | REGISTERED VOTERS | BALLOTS CAST | TURNOUT      | CULLEN L. CULLEN |
|---------------------------------------|-------------------|--------------|--------------|------------------|
| Caseyville 1                          | 951               | 75           | 7.89%        | 65               |
| Caseyville 2                          | 1,063             | 49           | 4.61%        | 34               |
| Caseyville 5                          | 1,518             | 88           | 5.80%        | 64               |
| Caseyville 6                          | 552               | 38           | 6.88%        | 31               |
| Caseyville 7                          | 642               | 69           | 10.75%       | 57               |
| Caseyville 8                          | 0                 | 0            | 0.00%        | 0                |
| Caseyville 10                         | 536               | 22           | 4.10%        | 20               |
| Caseyville 11                         | 624               | 47           | 7.53%        | 37               |
| Caseyville 12                         | 1,549             | 46           | 2.97%        | 34               |
| Caseyville 16                         | 393               | 29           | 7.38%        | 25               |
| Caseyville 17                         | 308               | 24           | 7.79%        | 17               |
| Caseyville 18                         | 450               | 48           | 10.67%       | 39               |
| Caseyville 21                         | 732               | 24           | 3.28%        | 20               |
| Caseyville 25                         | 845               | 33           | 3.91%        | 32               |
| Caseyville 26                         | 366               | 9            | 2.46%        | 5                |
| Caseyville 27                         | 1,198             | 45           | 3.76%        | 38               |
| <b>CASEYVILLE TOWNSHIP<br/>TOTALS</b> | <b>11,727</b>     | <b>646</b>   | <b>5.51%</b> | <b>518</b>       |
| <b>ST. CLAIR TOTALS</b>               | <b>11,727</b>     | <b>646</b>   | <b>5.51%</b> | <b>518</b>       |
| <b>TOTALS</b>                         | <b>11,727</b>     | <b>646</b>   | <b>5.51%</b> | <b>518</b>       |

**CANVASS OF VOTES**  
**in St. Clair County, Illinois at the General Primary on Tuesday, March 18, 2014**


---

STATE OF ILLINOIS  
COUNTY OF ST. CLAIR

**112th Representative District**

I, Thomas Holbrook, St. Clair County Clerk, do hereby certify that the above is a correct copy of the Canvass of votes cast at the General Primary held in St. Clair County on Tuesday, March 18, 2014. This canvass was made by the County Canvassing Board of St. Clair County and is now on file in my office.

Dated: Tuesday, April 8, 2014



---

Thomas Holbrook, St. Clair County Clerk



General Primary  
March 18, 2014  
Official Democratic Canvass  
St. Clair County, Illinois



113th Representative District

Dated: Tuesday, April 8, 2014

Issued by:

A handwritten signature in black ink that reads "Thomas Holbrook". The signature is written in a cursive style with a large, sweeping initial "T".

Thomas Holbrook  
St. Clair County Clerk

**General Primary**  
**March 18, 2014**  
 Thomas Holbrook  
 St. Clair County Clerk

**113th Representative District**  
 For Representative In The General Assembly  
 (Vote for ONE)

|               | REGISTERED VOTERS | BALLOTS CAST | TURNOUT | JAY HOFFMAN |
|---------------|-------------------|--------------|---------|-------------|
| Belleville 1  | 566               | 34           | 6.01%   | 30          |
| Belleville 2  | 1,103             | 30           | 2.72%   | 26          |
| Belleville 3  | 821               | 58           | 7.06%   | 45          |
| Belleville 4  | 730               | 47           | 6.44%   | 40          |
| Belleville 5  | 798               | 72           | 9.02%   | 59          |
| Belleville 6  | 734               | 46           | 6.27%   | 43          |
| Belleville 7  | 753               | 57           | 7.57%   | 43          |
| Belleville 8  | 596               | 33           | 5.54%   | 26          |
| Belleville 9  | 566               | 33           | 5.83%   | 27          |
| Belleville 10 | 586               | 29           | 4.95%   | 24          |
| Belleville 11 | 576               | 33           | 5.73%   | 26          |
| Belleville 12 | 745               | 41           | 5.50%   | 36          |
| Belleville 13 | 914               | 65           | 7.11%   | 50          |
| Belleville 14 | 881               | 38           | 4.31%   | 32          |
| Belleville 15 | 639               | 51           | 7.98%   | 44          |
| Belleville 16 | 782               | 57           | 7.29%   | 51          |
| Belleville 17 | 644               | 48           | 7.45%   | 38          |
| Belleville 18 | 616               | 34           | 5.52%   | 21          |
| Belleville 19 | 689               | 31           | 4.50%   | 26          |
| Belleville 20 | 754               | 47           | 6.23%   | 42          |
| Belleville 21 | 708               | 58           | 8.19%   | 47          |
| Belleville 22 | 757               | 60           | 7.93%   | 43          |
| Belleville 23 | 780               | 53           | 6.79%   | 41          |
| Belleville 24 | 899               | 46           | 5.12%   | 38          |
| Belleville 25 | 692               | 27           | 3.90%   | 21          |
| Belleville 26 | 561               | 21           | 3.74%   | 19          |
| Belleville 27 | 594               | 41           | 6.90%   | 36          |
| Belleville 28 | 668               | 59           | 8.83%   | 51          |
| Belleville 29 | 584               | 45           | 7.71%   | 34          |
| Belleville 30 | 523               | 30           | 5.74%   | 25          |
| Belleville 31 | 873               | 44           | 5.04%   | 39          |
| Belleville 32 | 790               | 50           | 6.33%   | 38          |
| Belleville 33 | 707               | 101          | 14.29%  | 81          |
| Belleville 34 | 319               | 22           | 6.90%   | 18          |

**General Primary**  
**March 18, 2014**  
 Thomas Holbrook  
 St. Clair County Clerk

**113th Representative District**  
 For Representative In The General Assembly  
 (Vote for ONE)

|                                   | REGISTERED VOTERS | BALLOTS CAST | TURNOUT      | JAY HOFFMAN  |
|-----------------------------------|-------------------|--------------|--------------|--------------|
| <b>BELLEVILLE TOWNSHIP TOTALS</b> | <b>23,948</b>     | <b>1,541</b> | <b>6.43%</b> | <b>1,260</b> |
| St Clair 1                        | 548               | 16           | 2.92%        | 14           |
| St Clair 2                        | 4                 | 0            | 0.00%        | 0            |
| St Clair 3                        | 641               | 37           | 5.77%        | 35           |
| St Clair 4                        | 119               | 5            | 4.20%        | 4            |
| St Clair 5                        | 614               | 47           | 7.65%        | 40           |
| St Clair 6                        | 671               | 21           | 3.13%        | 18           |
| St Clair 7                        | 469               | 22           | 4.69%        | 19           |
| St Clair 8                        | 1,026             | 62           | 6.04%        | 57           |
| St Clair 9                        | 897               | 53           | 5.91%        | 45           |
| St Clair 10                       | 441               | 21           | 4.76%        | 12           |
| St Clair 11                       | 516               | 19           | 3.68%        | 14           |
| St Clair 12                       | 684               | 18           | 2.63%        | 17           |
| St Clair 14                       | 656               | 19           | 2.90%        | 16           |
| St Clair 15                       | 1,114             | 60           | 5.39%        | 48           |
| St Clair 16                       | 962               | 51           | 5.30%        | 48           |
| St Clair 17                       | 246               | 11           | 4.47%        | 9            |
| St Clair 19                       | 548               | 27           | 4.93%        | 19           |
| St Clair 20                       | 729               | 50           | 6.86%        | 41           |
| St Clair 21                       | 613               | 30           | 4.89%        | 25           |
| St Clair 23                       | 1,027             | 48           | 4.67%        | 42           |
| St Clair 24                       | 643               | 20           | 3.11%        | 16           |
| St Clair 25                       | 1,063             | 50           | 4.70%        | 41           |
| St Clair 26                       | 796               | 30           | 3.77%        | 25           |
| St Clair 27                       | 805               | 28           | 3.48%        | 22           |
| St Clair 28                       | 875               | 59           | 6.74%        | 48           |
| St Clair 30                       | 675               | 53           | 7.85%        | 47           |
| St Clair 32                       | 10                | 0            | 0.00%        | 0            |
| St Clair 33                       | 750               | 33           | 4.40%        | 28           |
| <b>ST. CLAIR TOWNSHIP TOTALS</b>  | <b>18,142</b>     | <b>890</b>   | <b>4.91%</b> | <b>750</b>   |
| Caseyville 3                      | 656               | 119          | 18.14%       | 107          |
| Caseyville 4                      | 732               | 126          | 17.21%       | 99           |
| Caseyville 7                      | 1                 | 0            | 0.00%        | 0            |
| Caseyville 8                      | 828               | 154          | 18.60%       | 127          |

**General Primary**  
**March 18, 2014**  
 Thomas Holbrook  
 St. Clair County Clerk

**113th Representative District**  
 For Representative In The General Assembly  
 (Vote for ONE)

|                                    | REGISTERED VOTERS | BALLOTS CAST | TURNOUT       | JAY HOFFMAN |
|------------------------------------|-------------------|--------------|---------------|-------------|
| Caseyville 9                       | 1,019             | 119          | 11.68%        | 100         |
| Caseyville 11                      | 15                | 4            | 26.67%        | 4           |
| Caseyville 13                      | 796               | 67           | 8.42%         | 57          |
| Caseyville 14                      | 603               | 84           | 13.93%        | 58          |
| Caseyville 15                      | 464               | 84           | 18.10%        | 65          |
| Caseyville 19                      | 522               | 117          | 22.41%        | 97          |
| Caseyville 20                      | 487               | 87           | 17.86%        | 74          |
| Caseyville 22                      | 490               | 24           | 4.90%         | 20          |
| Caseyville 23                      | 908               | 50           | 5.51%         | 43          |
| Caseyville 24                      | 692               | 37           | 5.35%         | 35          |
| Caseyville 26                      | 1,059             | 63           | 5.95%         | 51          |
| <b>CASEYVILLE TOWNSHIP TOTALS</b>  | <b>9,272</b>      | <b>1,135</b> | <b>12.24%</b> | <b>937</b>  |
| Stookey 2                          | 259               | 14           | 5.41%         | 12          |
| Stookey 3                          | 464               | 19           | 4.09%         | 13          |
| Stookey 4                          | 2                 | 0            | 0.00%         | 0           |
| Stookey 5                          | 341               | 23           | 6.74%         | 18          |
| Stookey 6                          | 929               | 54           | 5.81%         | 50          |
| Stookey 7                          | 13                | 0            | 0.00%         | 0           |
| <b>STOOKEY TOWNSHIP TOTALS</b>     | <b>2,008</b>      | <b>110</b>   | <b>5.48%</b>  | <b>93</b>   |
| Centreville 4                      | 762               | 62           | 8.14%         | 54          |
| Centreville 17                     | 4                 | 3            | 75.00%        | 3           |
| <b>CENTREVILLE TOWNSHIP TOTALS</b> | <b>766</b>        | <b>65</b>    | <b>8.49%</b>  | <b>57</b>   |
| Canteen 1                          | 607               | 292          | 48.11%        | 235         |
| Canteen 2                          | 618               | 159          | 25.73%        | 128         |
| Canteen 3                          | 171               | 66           | 38.60%        | 54          |
| Canteen 4                          | 234               | 97           | 41.45%        | 57          |
| Canteen 5                          | 343               | 202          | 58.89%        | 144         |
| Canteen 9                          | 452               | 86           | 19.03%        | 67          |
| Canteen 12                         | 416               | 127          | 30.53%        | 91          |
| Canteen 13                         | 496               | 92           | 18.55%        | 68          |
| Canteen 14                         | 184               | 21           | 11.41%        | 14          |
| <b>CANTEEN TOWNSHIP TOTALS</b>     | <b>3,521</b>      | <b>1,142</b> | <b>32.43%</b> | <b>858</b>  |

**General Primary**  
**March 18, 2014**  
 Thomas Holbrook  
 St. Clair County Clerk

**113th Representative District**  
 For Representative In The General Assembly  
 (Vote for ONE)

|  | REGISTERED VOTERS | BALLOTS CAST | TURNOUT       | JAY HOFFMAN  |
|--|-------------------|--------------|---------------|--------------|
| Stites 1                               | 499               | 84           | 16.83%        | 70           |
| <b>STITES TOWNSHIP<br/>TOTALS</b>      | <b>499</b>        | <b>84</b>    | <b>16.83%</b> | <b>70</b>    |
| <b>ST. CLAIR TOTALS</b>                | <b>58,156</b>     | <b>4,967</b> | <b>8.54%</b>  | <b>4,025</b> |
| Precinct 18                            | 467               | 141          | 30.19%        | 4            |
| Precinct 22                            | 427               | 207          | 48.48%        | 0            |
| Precinct 24                            | 416               | 113          | 27.16%        | 0            |
| <b>CITY OF E. ST. LOUIS<br/>TOTALS</b> | <b>1,310</b>      | <b>461</b>   | <b>35.19%</b> | <b>4</b>     |
| <b>TOTALS</b>                          | <b>59,466</b>     | <b>5,428</b> | <b>9.13%</b>  | <b>4,029</b> |

**CANVASS OF VOTES**  
**in St. Clair County, Illinois at the General Primary on Tuesday, March 18, 2014**

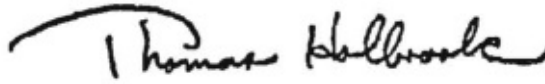
---

STATE OF ILLINOIS  
COUNTY OF ST. CLAIR

**113th Representative District**

I, Thomas Holbrook, St. Clair County Clerk, do hereby certify that the above is a correct copy of the Canvass of votes cast at the General Primary held in St. Clair County on Tuesday, March 18, 2014. This canvass was made by the County Canvassing Board of St. Clair County and is now on file in my office.

Dated: Tuesday, April 8, 2014



---

Thomas Holbrook, St. Clair County Clerk

General Primary  
March 18, 2014  
Official Democratic Canvass  
St. Clair County, Illinois



114th Representative District

Dated: Tuesday, April 8, 2014

Issued by:

A handwritten signature in black ink that reads "Thomas Holbrook". The signature is written in a cursive style with a large, sweeping initial "T".

Thomas Holbrook  
St. Clair County Clerk

**General Primary**  
**March 18, 2014**  
 Thomas Holbrook  
 St. Clair County Clerk

**114th Representative District**  
 For Representative In The General Assembly  
 (Vote for ONE)

|                                      | REGISTERED VOTERS | BALLOTS CAST | TURNOUT      | EDDIE LEE JACKSON |
|--------------------------------------|-------------------|--------------|--------------|-------------------|
| Belleville 3                         | 1                 | 0            | 0.00%        | 0                 |
| Belleville 17                        | 2                 | 0            | 0.00%        | 0                 |
| Belleville 22                        | 428               | 28           | 6.54%        | 20                |
| Belleville 23                        | 3                 | 0            | 0.00%        | 0                 |
| Belleville 26                        | 702               | 17           | 2.42%        | 16                |
| Belleville 29                        | 28                | 0            | 0.00%        | 0                 |
| Belleville 33                        | 11                | 0            | 0.00%        | 0                 |
| Belleville 35                        | 1,067             | 68           | 6.37%        | 40                |
| <b>BELLEVILLE TOWNSHIP TOTALS</b>    | <b>2,242</b>      | <b>113</b>   | <b>5.04%</b> | <b>76</b>         |
| Mascoutah 1                          | 11                | 1            | 9.09%        | 1                 |
| Mascoutah 2                          | 551               | 31           | 5.63%        | 21                |
| Mascoutah 3                          | 1,464             | 30           | 2.05%        | 24                |
| Mascoutah 4                          | 1,180             | 39           | 3.31%        | 30                |
| <b>MASCOUTAH TOWNSHIP TOTALS</b>     | <b>3,206</b>      | <b>101</b>   | <b>3.15%</b> | <b>76</b>         |
| Lebanon 1                            | 1,144             | 59           | 5.16%        | 46                |
| Lebanon 2                            | 396               | 38           | 9.60%        | 34                |
| <b>LEBANON TOWNSHIP TOTALS</b>       | <b>1,540</b>      | <b>97</b>    | <b>6.30%</b> | <b>80</b>         |
| Shiloh Valley 1                      | 1,433             | 52           | 3.63%        | 40                |
| Shiloh Valley 2                      | 820               | 9            | 1.10%        | 6                 |
| Shiloh Valley 3                      | 561               | 11           | 1.96%        | 10                |
| Shiloh Valley 4                      | 592               | 13           | 2.20%        | 12                |
| Shiloh Valley 5                      | 1,481             | 57           | 3.85%        | 41                |
| <b>SHILOH VALLEY TOWNSHIP TOTALS</b> | <b>4,887</b>      | <b>142</b>   | <b>2.91%</b> | <b>109</b>        |
| O Fallon 1                           | 969               | 44           | 4.54%        | 30                |
| O Fallon 2                           | 959               | 45           | 4.69%        | 33                |
| O Fallon 3                           | 640               | 18           | 2.81%        | 11                |
| O Fallon 4                           | 343               | 20           | 5.83%        | 14                |
| O Fallon 5                           | 152               | 15           | 9.87%        | 15                |
| O Fallon 6                           | 792               | 31           | 3.91%        | 25                |
| O Fallon 7                           | 64                | 0            | 0.00%        | 0                 |
| O Fallon 8                           | 168               | 3            | 1.79%        | 3                 |
| O Fallon 10                          | 957               | 20           | 2.09%        | 19                |



**General Primary**  
**March 18, 2014**  
 Thomas Holbrook  
 St. Clair County Clerk

**114th Representative District**  
 For Representative In The General Assembly  
 (Vote for ONE)

|                                  | REGISTERED VOTERS | BALLOTS CAST | TURNOUT      | EDDIE LEE JACKSON |
|----------------------------------|-------------------|--------------|--------------|-------------------|
| O Fallon 13                      | 559               | 24           | 4.29%        | 18                |
| O Fallon 14                      | 805               | 25           | 3.11%        | 17                |
| O Fallon 17                      | 753               | 32           | 4.25%        | 29                |
| O Fallon 18                      | 579               | 25           | 4.32%        | 19                |
| <b>O'FALLON TOWNSHIP TOTALS</b>  | <b>7,740</b>      | <b>302</b>   | <b>3.90%</b> | <b>233</b>        |
| St Clair 2                       | 686               | 28           | 4.08%        | 24                |
| St Clair 4                       | 237               | 15           | 6.33%        | 9                 |
| St Clair 12                      | 346               | 11           | 3.18%        | 9                 |
| St Clair 13                      | 741               | 52           | 7.02%        | 35                |
| St Clair 14                      | 6                 | 0            | 0.00%        | 0                 |
| St Clair 17                      | 159               | 8            | 5.03%        | 5                 |
| St Clair 18                      | 595               | 19           | 3.19%        | 17                |
| St Clair 22                      | 486               | 18           | 3.70%        | 18                |
| St Clair 29                      | 788               | 30           | 3.81%        | 23                |
| St Clair 31                      | 754               | 28           | 3.71%        | 21                |
| St Clair 32                      | 520               | 11           | 2.12%        | 6                 |
| <b>ST. CLAIR TOWNSHIP TOTALS</b> | <b>5,318</b>      | <b>220</b>   | <b>4.14%</b> | <b>167</b>        |
| Stookey 1                        | 1,555             | 56           | 3.60%        | 42                |
| Stookey 2                        | 542               | 27           | 4.98%        | 14                |
| Stookey 4                        | 615               | 46           | 7.48%        | 31                |
| Stookey 7                        | 607               | 30           | 4.94%        | 19                |
| Stookey 8                        | 428               | 28           | 6.54%        | 25                |
| Stookey 9                        | 832               | 67           | 8.05%        | 51                |
| Stookey 10                       | 701               | 48           | 6.85%        | 27                |
| <b>STOOKEY TOWNSHIP TOTALS</b>   | <b>5,280</b>      | <b>302</b>   | <b>5.72%</b> | <b>209</b>        |
| Centreville 1                    | 621               | 43           | 6.92%        | 34                |
| Centreville 3                    | 459               | 47           | 10.24%       | 38                |
| Centreville 5                    | 323               | 43           | 13.31%       | 37                |
| Centreville 6                    | 468               | 49           | 10.47%       | 46                |
| Centreville 7                    | 252               | 101          | 40.08%       | 87                |
| Centreville 10                   | 407               | 31           | 7.62%        | 30                |
| Centreville 11                   | 269               | 36           | 13.38%       | 33                |
| Centreville 12                   | 1,033             | 80           | 7.74%        | 68                |

**General Primary**  
**March 18, 2014**  
 Thomas Holbrook  
 St. Clair County Clerk

**114th Representative District**  
 For Representative In The General Assembly  
 (Vote for ONE)

|                                    | REGISTERED VOTERS | BALLOTS CAST | TURNOUT       | EDDIE LEE JACKSON |
|------------------------------------|-------------------|--------------|---------------|-------------------|
| Centreville 13                     | 668               | 114          | 17.07%        | 93                |
| Centreville 14                     | 668               | 35           | 5.24%         | 29                |
| Centreville 16                     | 553               | 24           | 4.34%         | 20                |
| Centreville 17                     | 331               | 27           | 8.16%         | 24                |
| Centreville 21                     | 424               | 13           | 3.07%         | 12                |
| Centreville 22                     | 453               | 25           | 5.52%         | 24                |
| Centreville 24                     | 826               | 52           | 6.30%         | 38                |
| Centreville 25                     | 351               | 69           | 19.66%        | 58                |
| Centreville 26                     | 651               | 214          | 32.87%        | 170               |
| Centreville 27                     | 533               | 276          | 51.78%        | 181               |
| <b>CENTREVILLE TOWNSHIP TOTALS</b> | <b>9,290</b>      | <b>1,279</b> | <b>13.77%</b> | <b>1,022</b>      |
| Canteen 6                          | 294               | 109          | 37.07%        | 74                |
| Canteen 7                          | 445               | 94           | 21.12%        | 69                |
| Canteen 8                          | 263               | 38           | 14.45%        | 30                |
| Canteen 10                         | 376               | 111          | 29.52%        | 87                |
| Canteen 11                         | 146               | 38           | 26.03%        | 32                |
| <b>CANTEEN TOWNSHIP TOTALS</b>     | <b>1,524</b>      | <b>390</b>   | <b>25.59%</b> | <b>292</b>        |
| Engelmann 1                        | 66                | 1            | 1.52%         | 1                 |
| <b>ENGELMANN TOWNSHIP TOTALS</b>   | <b>66</b>         | <b>1</b>     | <b>1.52%</b>  | <b>1</b>          |
| Freeburg 1                         | 1,223             | 50           | 4.09%         | 24                |
| Freeburg 2                         | 1,164             | 47           | 4.04%         | 31                |
| Freeburg 3                         | 1,120             | 72           | 6.43%         | 48                |
| <b>FREEBURG TOWNSHIP TOTALS</b>    | <b>3,507</b>      | <b>169</b>   | <b>4.82%</b>  | <b>103</b>        |
| Smithton 1                         | 1,274             | 108          | 8.48%         | 69                |
| Smithton 2                         | 791               | 65           | 8.22%         | 52                |
| Smithton 3                         | 1,044             | 42           | 4.02%         | 32                |
| <b>SMITHTON TOWNSHIP TOTALS</b>    | <b>3,109</b>      | <b>215</b>   | <b>6.92%</b>  | <b>153</b>        |
| Millstadt 1                        | 1,047             | 50           | 4.78%         | 38                |
| Millstadt 2                        | 96                | 5            | 5.21%         | 3                 |
| Millstadt 4                        | 848               | 38           | 4.48%         | 21                |
| Millstadt 5                        | 925               | 46           | 4.97%         | 27                |

**General Primary**  
**March 18, 2014**  
 Thomas Holbrook  
 St. Clair County Clerk

**114th Representative District**  
 For Representative In The General Assembly  
 (Vote for ONE)

|                                    | REGISTERED VOTERS | BALLOTS CAST | TURNOUT       | EDDIE LEE JACKSON |
|------------------------------------|-------------------|--------------|---------------|-------------------|
| <b>MILLSTADT TOWNSHIP TOTALS</b>   | <b>2,916</b>      | <b>139</b>   | <b>4.77%</b>  | <b>89</b>         |
| <b>ST. CLAIR TOTALS</b>            | <b>50,625</b>     | <b>3,470</b> | <b>6.85%</b>  | <b>2,610</b>      |
| Precinct 01                        | 1,382             | 429          | 31.04%        | 253               |
| Precinct 02                        | 828               | 253          | 30.56%        | 233               |
| Precinct 03                        | 704               | 147          | 20.88%        | 110               |
| Precinct 04                        | 893               | 199          | 22.28%        | 164               |
| Precinct 05                        | 737               | 139          | 18.86%        | 120               |
| Precinct 06                        | 559               | 160          | 28.62%        | 133               |
| Precinct 07                        | 496               | 117          | 23.59%        | 110               |
| Precinct 08                        | 505               | 112          | 22.18%        | 99                |
| Precinct 09                        | 668               | 96           | 14.37%        | 81                |
| Precinct 10                        | 625               | 194          | 31.04%        | 154               |
| Precinct 11                        | 728               | 210          | 28.85%        | 134               |
| Precinct 12                        | 1,029             | 274          | 26.63%        | 217               |
| Precinct 13                        | 1,143             | 231          | 20.21%        | 183               |
| Precinct 14                        | 796               | 171          | 21.48%        | 142               |
| Precinct 15                        | 803               | 275          | 34.25%        | 210               |
| Precinct 16                        | 765               | 235          | 30.72%        | 194               |
| Precinct 17                        | 934               | 127          | 13.60%        | 115               |
| Precinct 18                        | 467               | 141          | 30.19%        | 112               |
| Precinct 19                        | 737               | 188          | 25.51%        | 159               |
| Precinct 20                        | 797               | 174          | 21.83%        | 146               |
| Precinct 21                        | 824               | 192          | 23.30%        | 160               |
| Precinct 22                        | 427               | 207          | 48.48%        | 183               |
| Precinct 23                        | 885               | 125          | 14.12%        | 106               |
| Precinct 24                        | 416               | 113          | 27.16%        | 99                |
| Precinct 25                        | 830               | 394          | 47.47%        | 215               |
| <b>CITY OF E. ST. LOUIS TOTALS</b> | <b>18,978</b>     | <b>4,903</b> | <b>25.84%</b> | <b>3,832</b>      |
| <b>TOTALS</b>                      | <b>69,603</b>     | <b>8,373</b> | <b>12.03%</b> | <b>6,442</b>      |

**CANVASS OF VOTES**  
**in St. Clair County, Illinois at the General Primary on Tuesday, March 18, 2014**

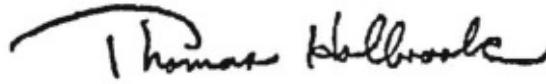
---

STATE OF ILLINOIS  
COUNTY OF ST. CLAIR

**114th Representative District**

I, Thomas Holbrook, St. Clair County Clerk, do hereby certify that the above is a correct copy of the Canvass of votes cast at the General Primary held in St. Clair County on Tuesday, March 18, 2014. This canvass was made by the County Canvassing Board of St. Clair County and is now on file in my office.

Dated: Tuesday, April 8, 2014



---

Thomas Holbrook, St. Clair County Clerk

General Primary  
March 18, 2014  
Official Democratic Canvass  
St. Clair County, Illinois



116th Representative District

Dated: Tuesday, April 8, 2014

Issued by:

A handwritten signature in black ink that reads "Thomas Holbrook". The signature is written in a cursive style with a large, sweeping initial "T".

Thomas Holbrook  
St. Clair County Clerk

**General Primary**  
**March 18, 2014**  
 Thomas Holbrook  
 St. Clair County Clerk

**116th Representative District**  
 For Representative In The General Assembly  
 (Vote for ONE)

|                                     | REGISTERED VOTERS | BALLOTS CAST | TURNOUT       | JERRY COSTELLO II |
|-------------------------------------|-------------------|--------------|---------------|-------------------|
| Centreville 2                       | 492               | 193          | 39.23%        | 137               |
| Centreville 8                       | 455               | 50           | 10.99%        | 45                |
| Centreville 9                       | 631               | 56           | 8.87%         | 47                |
| Centreville 13                      | 199               | 8            | 4.02%         | 7                 |
| Centreville 15                      | 645               | 108          | 16.74%        | 94                |
| Centreville 18                      | 716               | 53           | 7.40%         | 49                |
| Centreville 19                      | 597               | 78           | 13.07%        | 73                |
| Centreville 20                      | 762               | 58           | 7.61%         | 50                |
| Centreville 23                      | 616               | 198          | 32.14%        | 172               |
| Centreville 25                      | 610               | 131          | 21.48%        | 107               |
| <b>CENTREVILLE TOWNSHIP TOTALS</b>  | <b>5,723</b>      | <b>933</b>   | <b>16.30%</b> | <b>781</b>        |
| Sugar Loaf 1                        | 1,181             | 64           | 5.42%         | 52                |
| Sugar Loaf 2                        | 675               | 46           | 6.81%         | 41                |
| Sugar Loaf 3                        | 554               | 47           | 8.48%         | 37                |
| Sugar Loaf 4                        | 763               | 52           | 6.82%         | 48                |
| Sugar Loaf 5                        | 822               | 60           | 7.30%         | 44                |
| Sugar Loaf 6                        | 757               | 40           | 5.28%         | 32                |
| <b>SUGAR LOAF TOWNSHIP TOTALS</b>   | <b>4,752</b>      | <b>309</b>   | <b>6.50%</b>  | <b>254</b>        |
| Fayetteville 1                      | 450               | 30           | 6.67%         | 24                |
| Fayetteville 2                      | 709               | 29           | 4.09%         | 25                |
| <b>FAYETTEVILLE TOWNSHIP TOTALS</b> | <b>1,159</b>      | <b>59</b>    | <b>5.09%</b>  | <b>49</b>         |
| Marissa 1                           | 495               | 20           | 4.04%         | 19                |
| Marissa 2                           | 551               | 33           | 5.99%         | 29                |
| Marissa 3                           | 572               | 25           | 4.37%         | 21                |
| <b>MARISSA TOWNSHIP TOTALS</b>      | <b>1,618</b>      | <b>78</b>    | <b>4.82%</b>  | <b>69</b>         |
| New Athens 1                        | 871               | 30           | 3.44%         | 25                |
| New Athens 2                        | 862               | 30           | 3.48%         | 24                |
| <b>NEW ATHENS TOWNSHIP TOTALS</b>   | <b>1,733</b>      | <b>60</b>    | <b>3.46%</b>  | <b>49</b>         |
| Lenzburg 1                          | 672               | 44           | 6.55%         | 40                |
| <b>LENZBURG TOWNSHIP TOTALS</b>     | <b>672</b>        | <b>44</b>    | <b>6.55%</b>  | <b>40</b>         |
| Prairie Du Long 1                   | 799               | 28           | 3.50%         | 25                |

**General Primary**  
**March 18, 2014**  
 Thomas Holbrook  
 St. Clair County Clerk

**116th Representative District**  
 For Representative In The General Assembly  
 (Vote for ONE)

|  | REGISTERED VOTERS | BALLOTS CAST | TURNOUT      | JERRY COSTELLO II |
|--|-------------------|--------------|--------------|-------------------|
| Prairie Du Long 2                          | 962               | 58           | 6.03%        | 54                |
| <b>PRAIRIE DU LONG<br/>TOWNSHIP TOTALS</b> | <b>1,761</b>      | <b>86</b>    | <b>4.88%</b> | <b>79</b>         |
| Millstadt 2                                | 1,308             | 57           | 4.36%        | 45                |
| Millstadt 3                                | 559               | 35           | 6.26%        | 30                |
| <b>MILLSTADT TOWNSHIP<br/>TOTALS</b>       | <b>1,867</b>      | <b>92</b>    | <b>4.93%</b> | <b>75</b>         |
| <b>ST. CLAIR TOTALS</b>                    | <b>19,285</b>     | <b>1,661</b> | <b>8.61%</b> | <b>1,396</b>      |
| <b>TOTALS</b>                              | <b>19,285</b>     | <b>1,661</b> | <b>8.61%</b> | <b>1,396</b>      |

**CANVASS OF VOTES**  
**in St. Clair County, Illinois at the General Primary on Tuesday, March 18, 2014**


---

STATE OF ILLINOIS  
COUNTY OF ST. CLAIR

**116th Representative District**

I, Thomas Holbrook, St. Clair County Clerk, do hereby certify that the above is a correct copy of the Canvass of votes cast at the General Primary held in St. Clair County on Tuesday, March 18, 2014. This canvass was made by the County Canvassing Board of St. Clair County and is now on file in my office.

Dated: Tuesday, April 8, 2014

A handwritten signature in black ink that reads "Thomas Holbrook". The signature is written in a cursive style with a large, sweeping initial "T".

---

Thomas Holbrook, St. Clair County Clerk



General Primary  
March 18, 2014  
Official Democratic Canvass  
St. Clair County, Illinois



St. Clair County

Dated: Tuesday, April 8, 2014

Issued by:

A handwritten signature in black ink that reads "Thomas Holbrook". The signature is written in a cursive style with a large, sweeping initial "T".

Thomas Holbrook  
St. Clair County Clerk

**General Primary**  
**March 18, 2014**  
 Thomas Holbrook  
 St. Clair County Clerk

**St. Clair County**  
 For County Clerk  
 (Vote for ONE)

|               | REGISTERED VOTERS | BALLOTS CAST | TURNOUT | THOMAS "TOM" HOLBROOK |
|---------------|-------------------|--------------|---------|-----------------------|
| Belleville 1  | 566               | 34           | 6.01%   | 29                    |
| Belleville 2  | 1,103             | 30           | 2.72%   | 27                    |
| Belleville 3  | 822               | 58           | 7.06%   | 48                    |
| Belleville 4  | 730               | 47           | 6.44%   | 42                    |
| Belleville 5  | 798               | 72           | 9.02%   | 60                    |
| Belleville 6  | 734               | 46           | 6.27%   | 43                    |
| Belleville 7  | 753               | 57           | 7.57%   | 42                    |
| Belleville 8  | 596               | 33           | 5.54%   | 27                    |
| Belleville 9  | 566               | 33           | 5.83%   | 27                    |
| Belleville 10 | 586               | 29           | 4.95%   | 25                    |
| Belleville 11 | 576               | 33           | 5.73%   | 26                    |
| Belleville 12 | 745               | 41           | 5.50%   | 38                    |
| Belleville 13 | 914               | 65           | 7.11%   | 52                    |
| Belleville 14 | 881               | 38           | 4.31%   | 33                    |
| Belleville 15 | 639               | 51           | 7.98%   | 43                    |
| Belleville 16 | 782               | 57           | 7.29%   | 53                    |
| Belleville 17 | 646               | 48           | 7.43%   | 41                    |
| Belleville 18 | 616               | 34           | 5.52%   | 21                    |
| Belleville 19 | 689               | 31           | 4.50%   | 26                    |
| Belleville 20 | 754               | 47           | 6.23%   | 43                    |
| Belleville 21 | 708               | 58           | 8.19%   | 48                    |
| Belleville 22 | 1,185             | 88           | 7.43%   | 69                    |
| Belleville 23 | 783               | 53           | 6.77%   | 48                    |
| Belleville 24 | 899               | 46           | 5.12%   | 43                    |
| Belleville 25 | 692               | 27           | 3.90%   | 21                    |
| Belleville 26 | 1,263             | 38           | 3.01%   | 35                    |
| Belleville 27 | 594               | 41           | 6.90%   | 35                    |
| Belleville 28 | 668               | 59           | 8.83%   | 56                    |
| Belleville 29 | 612               | 45           | 7.35%   | 37                    |
| Belleville 30 | 523               | 30           | 5.74%   | 26                    |
| Belleville 31 | 873               | 44           | 5.04%   | 41                    |
| Belleville 32 | 790               | 50           | 6.33%   | 42                    |
| Belleville 33 | 718               | 101          | 14.07%  | 83                    |
| Belleville 34 | 319               | 22           | 6.90%   | 20                    |
| Belleville 35 | 1,067             | 68           | 6.37%   | 53                    |

**General Primary  
March 18, 2014**  
Thomas Holbrook  
St. Clair County Clerk

**St. Clair County**  
For County Clerk  
(Vote for ONE)

|                                      | REGISTERED VOTERS | BALLOTS CAST | TURNOUT      | THOMAS "TOM" HOLBROOK |
|--------------------------------------|-------------------|--------------|--------------|-----------------------|
| <b>BELLEVILLE TOWNSHIP TOTALS</b>    | <b>26,190</b>     | <b>1,654</b> | <b>6.32%</b> | <b>1,403</b>          |
| Mascoutah 1                          | 1,077             | 30           | 2.79%        | 24                    |
| Mascoutah 2                          | 1,391             | 43           | 3.09%        | 33                    |
| Mascoutah 3                          | 1,501             | 30           | 2.00%        | 26                    |
| Mascoutah 4                          | 1,183             | 39           | 3.30%        | 31                    |
| <b>MASCOUTAH TOWNSHIP TOTALS</b>     | <b>5,152</b>      | <b>142</b>   | <b>2.76%</b> | <b>114</b>            |
| Lebanon 1                            | 1,399             | 71           | 5.08%        | 61                    |
| Lebanon 2                            | 677               | 47           | 6.94%        | 40                    |
| Lebanon 3                            | 534               | 9            | 1.69%        | 8                     |
| <b>LEBANON TOWNSHIP TOTALS</b>       | <b>2,610</b>      | <b>127</b>   | <b>4.87%</b> | <b>109</b>            |
| Shiloh Valley 1                      | 1,433             | 52           | 3.63%        | 41                    |
| Shiloh Valley 2                      | 820               | 9            | 1.10%        | 7                     |
| Shiloh Valley 3                      | 561               | 11           | 1.96%        | 11                    |
| Shiloh Valley 4                      | 592               | 13           | 2.20%        | 13                    |
| Shiloh Valley 5                      | 1,481             | 57           | 3.85%        | 48                    |
| <b>SHILOH VALLEY TOWNSHIP TOTALS</b> | <b>4,887</b>      | <b>142</b>   | <b>2.91%</b> | <b>120</b>            |
| O Fallon 1                           | 969               | 44           | 4.54%        | 36                    |
| O Fallon 2                           | 959               | 45           | 4.69%        | 37                    |
| O Fallon 3                           | 640               | 18           | 2.81%        | 13                    |
| O Fallon 4                           | 509               | 33           | 6.48%        | 30                    |
| O Fallon 5                           | 1,020             | 19           | 1.86%        | 18                    |
| O Fallon 6                           | 792               | 31           | 3.91%        | 25                    |
| O Fallon 7                           | 1,053             | 33           | 3.13%        | 26                    |
| O Fallon 8                           | 1,378             | 35           | 2.54%        | 28                    |
| O Fallon 9                           | 929               | 24           | 2.58%        | 16                    |
| O Fallon 10                          | 957               | 20           | 2.09%        | 19                    |
| O Fallon 11                          | 950               | 30           | 3.16%        | 24                    |
| O Fallon 12                          | 1,140             | 35           | 3.07%        | 31                    |
| O Fallon 13                          | 1,108             | 46           | 4.15%        | 37                    |
| O Fallon 14                          | 805               | 25           | 3.11%        | 19                    |
| O Fallon 15                          | 1,081             | 23           | 2.13%        | 18                    |
| O Fallon 16                          | 1,013             | 31           | 3.06%        | 29                    |

**General Primary**  
**March 18, 2014**  
 Thomas Holbrook  
 St. Clair County Clerk

**St. Clair County**  
 For County Clerk  
 (Vote for ONE)

|                                     | REGISTERED VOTERS | BALLOTS CAST | TURNOUT      | THOMAS "TOM" HOLBROOK |
|-------------------------------------|-------------------|--------------|--------------|-----------------------|
| O Fallon 17                         | 753               | 32           | 4.25%        | 31                    |
| O Fallon 18                         | 579               | 25           | 4.32%        | 20                    |
| <b>O'FALLON TOWNSHIP<br/>TOTALS</b> | <b>16,635</b>     | <b>549</b>   | <b>3.30%</b> | <b>457</b>            |
| St Clair 1                          | 548               | 16           | 2.92%        | 12                    |
| St Clair 2                          | 690               | 28           | 4.06%        | 26                    |
| St Clair 3                          | 641               | 37           | 5.77%        | 34                    |
| St Clair 4                          | 356               | 20           | 5.62%        | 15                    |
| St Clair 5                          | 614               | 47           | 7.65%        | 40                    |
| St Clair 6                          | 671               | 21           | 3.13%        | 19                    |
| St Clair 7                          | 469               | 22           | 4.69%        | 19                    |
| St Clair 8                          | 1,026             | 62           | 6.04%        | 57                    |
| St Clair 9                          | 897               | 53           | 5.91%        | 44                    |
| St Clair 10                         | 441               | 21           | 4.76%        | 14                    |
| St Clair 11                         | 516               | 19           | 3.68%        | 16                    |
| St Clair 12                         | 1,030             | 29           | 2.82%        | 27                    |
| St Clair 13                         | 741               | 52           | 7.02%        | 44                    |
| St Clair 14                         | 662               | 19           | 2.87%        | 18                    |
| St Clair 15                         | 1,114             | 60           | 5.39%        | 47                    |
| St Clair 16                         | 962               | 51           | 5.30%        | 47                    |
| St Clair 17                         | 405               | 19           | 4.69%        | 18                    |
| St Clair 18                         | 595               | 19           | 3.19%        | 17                    |
| St Clair 19                         | 548               | 27           | 4.93%        | 16                    |
| St Clair 20                         | 729               | 50           | 6.86%        | 40                    |
| St Clair 21                         | 613               | 30           | 4.89%        | 24                    |
| St Clair 22                         | 486               | 18           | 3.70%        | 18                    |
| St Clair 23                         | 1,027             | 48           | 4.67%        | 41                    |
| St Clair 24                         | 643               | 20           | 3.11%        | 18                    |
| St Clair 25                         | 1,063             | 50           | 4.70%        | 41                    |
| St Clair 26                         | 796               | 30           | 3.77%        | 26                    |
| St Clair 27                         | 805               | 28           | 3.48%        | 26                    |
| St Clair 28                         | 875               | 59           | 6.74%        | 50                    |
| St Clair 29                         | 788               | 30           | 3.81%        | 24                    |
| St Clair 30                         | 675               | 53           | 7.85%        | 47                    |
| St Clair 31                         | 754               | 28           | 3.71%        | 23                    |

**General Primary**  
**March 18, 2014**  
 Thomas Holbrook  
 St. Clair County Clerk

**St. Clair County**  
 For County Clerk  
 (Vote for ONE)

|                                   | REGISTERED VOTERS | BALLOTS CAST | TURNOUT      | THOMAS "TOM" HOLBROOK |
|-----------------------------------|-------------------|--------------|--------------|-----------------------|
| St Clair 32                       | 530               | 11           | 2.08%        | 8                     |
| St Clair 33                       | 750               | 33           | 4.40%        | 30                    |
| <b>ST. CLAIR TOWNSHIP TOTALS</b>  | <b>23,460</b>     | <b>1,110</b> | <b>4.73%</b> | <b>946</b>            |
| Caseyville 1                      | 951               | 75           | 7.89%        | 70                    |
| Caseyville 2                      | 1,063             | 49           | 4.61%        | 36                    |
| Caseyville 3                      | 656               | 119          | 18.14%       | 100                   |
| Caseyville 4                      | 732               | 126          | 17.21%       | 97                    |
| Caseyville 5                      | 1,518             | 88           | 5.80%        | 70                    |
| Caseyville 6                      | 552               | 38           | 6.88%        | 30                    |
| Caseyville 7                      | 643               | 69           | 10.73%       | 59                    |
| Caseyville 8                      | 828               | 154          | 18.60%       | 131                   |
| Caseyville 9                      | 1,019             | 119          | 11.68%       | 97                    |
| Caseyville 10                     | 536               | 22           | 4.10%        | 20                    |
| Caseyville 11                     | 639               | 51           | 7.98%        | 44                    |
| Caseyville 12                     | 1,549             | 46           | 2.97%        | 36                    |
| Caseyville 13                     | 796               | 67           | 8.42%        | 59                    |
| Caseyville 14                     | 603               | 84           | 13.93%       | 59                    |
| Caseyville 15                     | 464               | 84           | 18.10%       | 61                    |
| Caseyville 16                     | 393               | 29           | 7.38%        | 27                    |
| Caseyville 17                     | 308               | 24           | 7.79%        | 20                    |
| Caseyville 18                     | 450               | 48           | 10.67%       | 39                    |
| Caseyville 19                     | 522               | 117          | 22.41%       | 96                    |
| Caseyville 20                     | 487               | 87           | 17.86%       | 73                    |
| Caseyville 21                     | 732               | 24           | 3.28%        | 24                    |
| Caseyville 22                     | 490               | 24           | 4.90%        | 22                    |
| Caseyville 23                     | 908               | 50           | 5.51%        | 41                    |
| Caseyville 24                     | 692               | 37           | 5.35%        | 31                    |
| Caseyville 25                     | 845               | 33           | 3.91%        | 33                    |
| Caseyville 26                     | 1,425             | 72           | 5.05%        | 58                    |
| Caseyville 27                     | 1,198             | 45           | 3.76%        | 40                    |
| <b>CASEYVILLE TOWNSHIP TOTALS</b> | <b>20,999</b>     | <b>1,781</b> | <b>8.48%</b> | <b>1,473</b>          |
| Stookey 1                         | 1,555             | 56           | 3.60%        | 47                    |
| Stookey 2                         | 801               | 41           | 5.12%        | 31                    |
| Stookey 3                         | 464               | 19           | 4.09%        | 13                    |

General Primary  
 March 18, 2014  
 Thomas Holbrook  
 St. Clair County Clerk

St. Clair County  
 For County Clerk  
 (Vote for ONE)

|                                | REGISTERED VOTERS | BALLOTS CAST | TURNOUT      | THOMAS "TOM" HOLBROOK |
|--------------------------------|-------------------|--------------|--------------|-----------------------|
| Stookey 4                      | 617               | 46           | 7.46%        | 38                    |
| Stookey 5                      | 341               | 23           | 6.74%        | 21                    |
| Stookey 6                      | 929               | 54           | 5.81%        | 50                    |
| Stookey 7                      | 620               | 30           | 4.84%        | 23                    |
| Stookey 8                      | 428               | 28           | 6.54%        | 26                    |
| Stookey 9                      | 832               | 67           | 8.05%        | 55                    |
| Stookey 10                     | 701               | 48           | 6.85%        | 36                    |
| <b>STOOKEY TOWNSHIP TOTALS</b> | <b>7,288</b>      | <b>412</b>   | <b>5.65%</b> | <b>340</b>            |
| Centreville 1                  | 621               | 43           | 6.92%        | 30                    |
| Centreville 2                  | 492               | 193          | 39.23%       | 133                   |
| Centreville 3                  | 459               | 47           | 10.24%       | 37                    |
| Centreville 4                  | 762               | 62           | 8.14%        | 53                    |
| Centreville 5                  | 323               | 43           | 13.31%       | 30                    |
| Centreville 6                  | 468               | 49           | 10.47%       | 35                    |
| Centreville 7                  | 252               | 101          | 40.08%       | 81                    |
| Centreville 8                  | 455               | 50           | 10.99%       | 45                    |
| Centreville 9                  | 631               | 56           | 8.87%        | 42                    |
| Centreville 10                 | 407               | 31           | 7.62%        | 24                    |
| Centreville 11                 | 269               | 36           | 13.38%       | 28                    |
| Centreville 12                 | 1,033             | 80           | 7.74%        | 63                    |
| Centreville 13                 | 867               | 122          | 14.07%       | 102                   |
| Centreville 14                 | 668               | 35           | 5.24%        | 27                    |
| Centreville 15                 | 645               | 108          | 16.74%       | 86                    |
| Centreville 16                 | 553               | 24           | 4.34%        | 18                    |
| Centreville 17                 | 335               | 30           | 8.96%        | 26                    |
| Centreville 18                 | 716               | 53           | 7.40%        | 42                    |
| Centreville 19                 | 597               | 78           | 13.07%       | 72                    |
| Centreville 20                 | 762               | 58           | 7.61%        | 49                    |
| Centreville 21                 | 424               | 13           | 3.07%        | 11                    |
| Centreville 22                 | 453               | 25           | 5.52%        | 22                    |
| Centreville 23                 | 616               | 198          | 32.14%       | 169                   |
| Centreville 24                 | 826               | 52           | 6.30%        | 43                    |
| Centreville 25                 | 961               | 200          | 20.81%       | 156                   |
| Centreville 26                 | 651               | 214          | 32.87%       | 170                   |

**General Primary**  
**March 18, 2014**  
 Thomas Holbrook  
 St. Clair County Clerk

**St. Clair County**  
 For County Clerk  
 (Vote for ONE)

|                                     | REGISTERED VOTERS | BALLOTS CAST | TURNOUT       | THOMAS "TOM" HOLBROOK |
|-------------------------------------|-------------------|--------------|---------------|-----------------------|
| Centreville 27                      | 533               | 276          | 51.78%        | 161                   |
| <b>CENTREVILLE TOWNSHIP TOTALS</b>  | <b>15,779</b>     | <b>2,277</b> | <b>14.43%</b> | <b>1,755</b>          |
| Canteen 1                           | 607               | 292          | 48.11%        | 227                   |
| Canteen 2                           | 618               | 159          | 25.73%        | 132                   |
| Canteen 3                           | 171               | 66           | 38.60%        | 53                    |
| Canteen 4                           | 234               | 97           | 41.45%        | 58                    |
| Canteen 5                           | 343               | 202          | 58.89%        | 141                   |
| Canteen 6                           | 294               | 109          | 37.07%        | 64                    |
| Canteen 7                           | 445               | 94           | 21.12%        | 60                    |
| Canteen 8                           | 263               | 38           | 14.45%        | 26                    |
| Canteen 9                           | 452               | 86           | 19.03%        | 70                    |
| Canteen 10                          | 376               | 111          | 29.52%        | 80                    |
| Canteen 11                          | 146               | 38           | 26.03%        | 22                    |
| Canteen 12                          | 416               | 127          | 30.53%        | 97                    |
| Canteen 13                          | 496               | 92           | 18.55%        | 66                    |
| Canteen 14                          | 184               | 21           | 11.41%        | 15                    |
| <b>CANTEEN TOWNSHIP TOTALS</b>      | <b>5,045</b>      | <b>1,532</b> | <b>30.37%</b> | <b>1,111</b>          |
| Sugar Loaf 1                        | 1,181             | 64           | 5.42%         | 52                    |
| Sugar Loaf 2                        | 675               | 46           | 6.81%         | 39                    |
| Sugar Loaf 3                        | 554               | 47           | 8.48%         | 36                    |
| Sugar Loaf 4                        | 763               | 52           | 6.82%         | 44                    |
| Sugar Loaf 5                        | 822               | 60           | 7.30%         | 44                    |
| Sugar Loaf 6                        | 757               | 40           | 5.28%         | 29                    |
| <b>SUGAR LOAF TOWNSHIP TOTALS</b>   | <b>4,752</b>      | <b>309</b>   | <b>6.50%</b>  | <b>244</b>            |
| Stites 1                            | 499               | 84           | 16.83%        | 73                    |
| <b>STITES TOWNSHIP TOTALS</b>       | <b>499</b>        | <b>84</b>    | <b>16.83%</b> | <b>73</b>             |
| Engelmann 1                         | 546               | 19           | 3.48%         | 15                    |
| <b>ENGELMANN TOWNSHIP TOTALS</b>    | <b>546</b>        | <b>19</b>    | <b>3.48%</b>  | <b>15</b>             |
| Fayetteville 1                      | 450               | 30           | 6.67%         | 20                    |
| Fayetteville 2                      | 709               | 29           | 4.09%         | 24                    |
| <b>FAYETTEVILLE TOWNSHIP TOTALS</b> | <b>1,159</b>      | <b>59</b>    | <b>5.09%</b>  | <b>44</b>             |

**General Primary  
March 18, 2014**  
Thomas Holbrook  
St. Clair County Clerk

**St. Clair County**  
For County Clerk  
(Vote for ONE)

|  | REGISTERED VOTERS | BALLOTS CAST  | TURNOUT      | THOMAS "TOM" HOLBROOK |
|--|-------------------|---------------|--------------|-----------------------|
| Marissa 1                              | 495               | 20            | 4.04%        | 17                    |
| Marissa 2                              | 551               | 33            | 5.99%        | 23                    |
| Marissa 3                              | 572               | 25            | 4.37%        | 20                    |
| <b>MARISSA TOWNSHIP TOTALS</b>         | <b>1,618</b>      | <b>78</b>     | <b>4.82%</b> | <b>60</b>             |
| Freeburg 1                             | 1,223             | 50            | 4.09%        | 31                    |
| Freeburg 2                             | 1,164             | 47            | 4.04%        | 35                    |
| Freeburg 3                             | 1,120             | 72            | 6.43%        | 58                    |
| <b>FREEBURG TOWNSHIP TOTALS</b>        | <b>3,507</b>      | <b>169</b>    | <b>4.82%</b> | <b>124</b>            |
| New Athens 1                           | 871               | 30            | 3.44%        | 24                    |
| New Athens 2                           | 862               | 30            | 3.48%        | 21                    |
| <b>NEW ATHENS TOWNSHIP TOTALS</b>      | <b>1,733</b>      | <b>60</b>     | <b>3.46%</b> | <b>45</b>             |
| Lenzburg 1                             | 672               | 44            | 6.55%        | 33                    |
| <b>LENZBURG TOWNSHIP TOTALS</b>        | <b>672</b>        | <b>44</b>     | <b>6.55%</b> | <b>33</b>             |
| Prairie Du Long 1                      | 799               | 28            | 3.50%        | 25                    |
| Prairie Du Long 2                      | 962               | 58            | 6.03%        | 53                    |
| <b>PRAIRIE DU LONG TOWNSHIP TOTALS</b> | <b>1,761</b>      | <b>86</b>     | <b>4.88%</b> | <b>78</b>             |
| Smithton 1                             | 1,274             | 108           | 8.48%        | 91                    |
| Smithton 2                             | 791               | 65            | 8.22%        | 58                    |
| Smithton 3                             | 1,044             | 42            | 4.02%        | 38                    |
| <b>SMITHTON TOWNSHIP TOTALS</b>        | <b>3,109</b>      | <b>215</b>    | <b>6.92%</b> | <b>187</b>            |
| Millstadt 1                            | 1,047             | 50            | 4.78%        | 41                    |
| Millstadt 2                            | 1,404             | 62            | 4.42%        | 48                    |
| Millstadt 3                            | 559               | 35            | 6.26%        | 29                    |
| Millstadt 4                            | 848               | 38            | 4.48%        | 30                    |
| Millstadt 5                            | 925               | 46            | 4.97%        | 33                    |
| <b>MILLSTADT TOWNSHIP TOTALS</b>       | <b>4,783</b>      | <b>231</b>    | <b>4.83%</b> | <b>181</b>            |
| <b>ST. CLAIR TOTALS</b>                | <b>152,184</b>    | <b>11,080</b> | <b>7.28%</b> | <b>8,912</b>          |
| Precinct 01                            | 1,382             | 429           | 31.04%       | 165                   |
| Precinct 02                            | 828               | 253           | 30.56%       | 202                   |
| Precinct 03                            | 704               | 147           | 20.88%       | 80                    |



**General Primary**  
**March 18, 2014**  
 Thomas Holbrook  
 St. Clair County Clerk

**St. Clair County**  
 For County Clerk  
 (Vote for ONE)

|  | REGISTERED VOTERS | BALLOTS CAST  | TURNOUT       | THOMAS "TOM" HOLBROOK |
|--|-------------------|---------------|---------------|-----------------------|
| Precinct 04                            | 893               | 199           | 22.28%        | 113                   |
| Precinct 05                            | 737               | 139           | 18.86%        | 103                   |
| Precinct 06                            | 559               | 160           | 28.62%        | 109                   |
| Precinct 07                            | 496               | 117           | 23.59%        | 77                    |
| Precinct 08                            | 505               | 112           | 22.18%        | 76                    |
| Precinct 09                            | 668               | 96            | 14.37%        | 61                    |
| Precinct 10                            | 625               | 194           | 31.04%        | 65                    |
| Precinct 11                            | 728               | 210           | 28.85%        | 84                    |
| Precinct 12                            | 1,029             | 274           | 26.63%        | 156                   |
| Precinct 13                            | 1,143             | 231           | 20.21%        | 157                   |
| Precinct 14                            | 796               | 171           | 21.48%        | 117                   |
| Precinct 15                            | 803               | 275           | 34.25%        | 160                   |
| Precinct 16                            | 765               | 235           | 30.72%        | 167                   |
| Precinct 17                            | 934               | 127           | 13.60%        | 94                    |
| Precinct 18                            | 467               | 141           | 30.19%        | 102                   |
| Precinct 19                            | 737               | 188           | 25.51%        | 138                   |
| Precinct 20                            | 797               | 174           | 21.83%        | 113                   |
| Precinct 21                            | 824               | 192           | 23.30%        | 127                   |
| Precinct 22                            | 427               | 207           | 48.48%        | 159                   |
| Precinct 23                            | 885               | 125           | 14.12%        | 101                   |
| Precinct 24                            | 416               | 113           | 27.16%        | 94                    |
| Precinct 25                            | 830               | 394           | 47.47%        | 160                   |
| <b>CITY OF E. ST. LOUIS<br/>TOTALS</b> | <b>18,978</b>     | <b>4,903</b>  | <b>25.84%</b> | <b>2,980</b>          |
| <b>TOTALS</b>                          | <b>171,162</b>    | <b>15,983</b> | <b>9.34%</b>  | <b>11,892</b>         |

**General Primary**  
**March 18, 2014**  
 Thomas Holbrook  
 St. Clair County Clerk

**St. Clair County**  
 For County Treasurer  
 (Vote for ONE)

|               | REGISTERED VOTERS | BALLOTS CAST | TURNOUT | CHARLES SUAREZ |
|---------------|-------------------|--------------|---------|----------------|
| Belleville 1  | 566               | 34           | 6.01%   | 27             |
| Belleville 2  | 1,103             | 30           | 2.72%   | 25             |
| Belleville 3  | 822               | 58           | 7.06%   | 40             |
| Belleville 4  | 730               | 47           | 6.44%   | 40             |
| Belleville 5  | 798               | 72           | 9.02%   | 56             |
| Belleville 6  | 734               | 46           | 6.27%   | 42             |
| Belleville 7  | 753               | 57           | 7.57%   | 38             |
| Belleville 8  | 596               | 33           | 5.54%   | 28             |
| Belleville 9  | 566               | 33           | 5.83%   | 29             |
| Belleville 10 | 586               | 29           | 4.95%   | 23             |
| Belleville 11 | 576               | 33           | 5.73%   | 27             |
| Belleville 12 | 745               | 41           | 5.50%   | 37             |
| Belleville 13 | 914               | 65           | 7.11%   | 47             |
| Belleville 14 | 881               | 38           | 4.31%   | 31             |
| Belleville 15 | 639               | 51           | 7.98%   | 44             |
| Belleville 16 | 782               | 57           | 7.29%   | 51             |
| Belleville 17 | 646               | 48           | 7.43%   | 36             |
| Belleville 18 | 616               | 34           | 5.52%   | 20             |
| Belleville 19 | 689               | 31           | 4.50%   | 24             |
| Belleville 20 | 754               | 47           | 6.23%   | 42             |
| Belleville 21 | 708               | 58           | 8.19%   | 45             |
| Belleville 22 | 1,185             | 88           | 7.43%   | 58             |
| Belleville 23 | 783               | 53           | 6.77%   | 43             |
| Belleville 24 | 899               | 46           | 5.12%   | 40             |
| Belleville 25 | 692               | 27           | 3.90%   | 20             |
| Belleville 26 | 1,263             | 38           | 3.01%   | 33             |
| Belleville 27 | 594               | 41           | 6.90%   | 35             |
| Belleville 28 | 668               | 59           | 8.83%   | 53             |
| Belleville 29 | 612               | 45           | 7.35%   | 36             |
| Belleville 30 | 523               | 30           | 5.74%   | 25             |
| Belleville 31 | 873               | 44           | 5.04%   | 40             |
| Belleville 32 | 790               | 50           | 6.33%   | 41             |
| Belleville 33 | 718               | 101          | 14.07%  | 80             |
| Belleville 34 | 319               | 22           | 6.90%   | 18             |
| Belleville 35 | 1,067             | 68           | 6.37%   | 47             |

**General Primary**  
**March 18, 2014**  
 Thomas Holbrook  
 St. Clair County Clerk

**St. Clair County**  
 For County Treasurer  
 (Vote for ONE)

|                                      | REGISTERED VOTERS | BALLOTS CAST | TURNOUT      | CHARLES SUAREZ |
|--------------------------------------|-------------------|--------------|--------------|----------------|
| <b>BELLEVILLE TOWNSHIP TOTALS</b>    | <b>26,190</b>     | <b>1,654</b> | <b>6.32%</b> | <b>1,321</b>   |
| Mascoutah 1                          | 1,077             | 30           | 2.79%        | 23             |
| Mascoutah 2                          | 1,391             | 43           | 3.09%        | 35             |
| Mascoutah 3                          | 1,501             | 30           | 2.00%        | 27             |
| Mascoutah 4                          | 1,183             | 39           | 3.30%        | 30             |
| <b>MASCOUTAH TOWNSHIP TOTALS</b>     | <b>5,152</b>      | <b>142</b>   | <b>2.76%</b> | <b>115</b>     |
| Lebanon 1                            | 1,399             | 71           | 5.08%        | 60             |
| Lebanon 2                            | 677               | 47           | 6.94%        | 40             |
| Lebanon 3                            | 534               | 9            | 1.69%        | 7              |
| <b>LEBANON TOWNSHIP TOTALS</b>       | <b>2,610</b>      | <b>127</b>   | <b>4.87%</b> | <b>107</b>     |
| Shiloh Valley 1                      | 1,433             | 52           | 3.63%        | 39             |
| Shiloh Valley 2                      | 820               | 9            | 1.10%        | 7              |
| Shiloh Valley 3                      | 561               | 11           | 1.96%        | 11             |
| Shiloh Valley 4                      | 592               | 13           | 2.20%        | 13             |
| Shiloh Valley 5                      | 1,481             | 57           | 3.85%        | 44             |
| <b>SHILOH VALLEY TOWNSHIP TOTALS</b> | <b>4,887</b>      | <b>142</b>   | <b>2.91%</b> | <b>114</b>     |
| O Fallon 1                           | 969               | 44           | 4.54%        | 36             |
| O Fallon 2                           | 959               | 45           | 4.69%        | 37             |
| O Fallon 3                           | 640               | 18           | 2.81%        | 14             |
| O Fallon 4                           | 509               | 33           | 6.48%        | 28             |
| O Fallon 5                           | 1,020             | 19           | 1.86%        | 16             |
| O Fallon 6                           | 792               | 31           | 3.91%        | 25             |
| O Fallon 7                           | 1,053             | 33           | 3.13%        | 25             |
| O Fallon 8                           | 1,378             | 35           | 2.54%        | 26             |
| O Fallon 9                           | 929               | 24           | 2.58%        | 17             |
| O Fallon 10                          | 957               | 20           | 2.09%        | 18             |
| O Fallon 11                          | 950               | 30           | 3.16%        | 29             |
| O Fallon 12                          | 1,140             | 35           | 3.07%        | 32             |
| O Fallon 13                          | 1,108             | 46           | 4.15%        | 39             |
| O Fallon 14                          | 805               | 25           | 3.11%        | 19             |
| O Fallon 15                          | 1,081             | 23           | 2.13%        | 18             |
| O Fallon 16                          | 1,013             | 31           | 3.06%        | 29             |

**General Primary**  
**March 18, 2014**  
 Thomas Holbrook  
 St. Clair County Clerk

**St. Clair County**  
 For County Treasurer  
 (Vote for ONE)

|                                     | REGISTERED VOTERS | BALLOTS CAST | TURNOUT      | CHARLES SUAREZ |
|-------------------------------------|-------------------|--------------|--------------|----------------|
| O Fallon 17                         | 753               | 32           | 4.25%        | 31             |
| O Fallon 18                         | 579               | 25           | 4.32%        | 21             |
| <b>O'FALLON TOWNSHIP<br/>TOTALS</b> | <b>16,635</b>     | <b>549</b>   | <b>3.30%</b> | <b>460</b>     |
| St Clair 1                          | 548               | 16           | 2.92%        | 12             |
| St Clair 2                          | 690               | 28           | 4.06%        | 25             |
| St Clair 3                          | 641               | 37           | 5.77%        | 33             |
| St Clair 4                          | 356               | 20           | 5.62%        | 15             |
| St Clair 5                          | 614               | 47           | 7.65%        | 41             |
| St Clair 6                          | 671               | 21           | 3.13%        | 18             |
| St Clair 7                          | 469               | 22           | 4.69%        | 19             |
| St Clair 8                          | 1,026             | 62           | 6.04%        | 56             |
| St Clair 9                          | 897               | 53           | 5.91%        | 44             |
| St Clair 10                         | 441               | 21           | 4.76%        | 14             |
| St Clair 11                         | 516               | 19           | 3.68%        | 14             |
| St Clair 12                         | 1,030             | 29           | 2.82%        | 26             |
| St Clair 13                         | 741               | 52           | 7.02%        | 41             |
| St Clair 14                         | 662               | 19           | 2.87%        | 18             |
| St Clair 15                         | 1,114             | 60           | 5.39%        | 49             |
| St Clair 16                         | 962               | 51           | 5.30%        | 46             |
| St Clair 17                         | 405               | 19           | 4.69%        | 15             |
| St Clair 18                         | 595               | 19           | 3.19%        | 18             |
| St Clair 19                         | 548               | 27           | 4.93%        | 15             |
| St Clair 20                         | 729               | 50           | 6.86%        | 41             |
| St Clair 21                         | 613               | 30           | 4.89%        | 24             |
| St Clair 22                         | 486               | 18           | 3.70%        | 17             |
| St Clair 23                         | 1,027             | 48           | 4.67%        | 40             |
| St Clair 24                         | 643               | 20           | 3.11%        | 18             |
| St Clair 25                         | 1,063             | 50           | 4.70%        | 40             |
| St Clair 26                         | 796               | 30           | 3.77%        | 26             |
| St Clair 27                         | 805               | 28           | 3.48%        | 23             |
| St Clair 28                         | 875               | 59           | 6.74%        | 47             |
| St Clair 29                         | 788               | 30           | 3.81%        | 23             |
| St Clair 30                         | 675               | 53           | 7.85%        | 47             |
| St Clair 31                         | 754               | 28           | 3.71%        | 24             |

**General Primary**  
**March 18, 2014**  
 Thomas Holbrook  
 St. Clair County Clerk

**St. Clair County**  
 For County Treasurer  
 (Vote for ONE)

|                                   | REGISTERED VOTERS | BALLOTS CAST | TURNOUT      | CHARLES SUAREZ |
|-----------------------------------|-------------------|--------------|--------------|----------------|
| St Clair 32                       | 530               | 11           | 2.08%        | 7              |
| St Clair 33                       | 750               | 33           | 4.40%        | 28             |
| <b>ST. CLAIR TOWNSHIP TOTALS</b>  | <b>23,460</b>     | <b>1,110</b> | <b>4.73%</b> | <b>924</b>     |
| Caseyville 1                      | 951               | 75           | 7.89%        | 71             |
| Caseyville 2                      | 1,063             | 49           | 4.61%        | 35             |
| Caseyville 3                      | 656               | 119          | 18.14%       | 103            |
| Caseyville 4                      | 732               | 126          | 17.21%       | 95             |
| Caseyville 5                      | 1,518             | 88           | 5.80%        | 76             |
| Caseyville 6                      | 552               | 38           | 6.88%        | 31             |
| Caseyville 7                      | 643               | 69           | 10.73%       | 56             |
| Caseyville 8                      | 828               | 154          | 18.60%       | 127            |
| Caseyville 9                      | 1,019             | 119          | 11.68%       | 97             |
| Caseyville 10                     | 536               | 22           | 4.10%        | 21             |
| Caseyville 11                     | 639               | 51           | 7.98%        | 44             |
| Caseyville 12                     | 1,549             | 46           | 2.97%        | 35             |
| Caseyville 13                     | 796               | 67           | 8.42%        | 57             |
| Caseyville 14                     | 603               | 84           | 13.93%       | 60             |
| Caseyville 15                     | 464               | 84           | 18.10%       | 63             |
| Caseyville 16                     | 393               | 29           | 7.38%        | 28             |
| Caseyville 17                     | 308               | 24           | 7.79%        | 20             |
| Caseyville 18                     | 450               | 48           | 10.67%       | 39             |
| Caseyville 19                     | 522               | 117          | 22.41%       | 97             |
| Caseyville 20                     | 487               | 87           | 17.86%       | 68             |
| Caseyville 21                     | 732               | 24           | 3.28%        | 22             |
| Caseyville 22                     | 490               | 24           | 4.90%        | 21             |
| Caseyville 23                     | 908               | 50           | 5.51%        | 41             |
| Caseyville 24                     | 692               | 37           | 5.35%        | 32             |
| Caseyville 25                     | 845               | 33           | 3.91%        | 33             |
| Caseyville 26                     | 1,425             | 72           | 5.05%        | 56             |
| Caseyville 27                     | 1,198             | 45           | 3.76%        | 40             |
| <b>CASEYVILLE TOWNSHIP TOTALS</b> | <b>20,999</b>     | <b>1,781</b> | <b>8.48%</b> | <b>1,468</b>   |
| Stookey 1                         | 1,555             | 56           | 3.60%        | 44             |
| Stookey 2                         | 801               | 41           | 5.12%        | 31             |
| Stookey 3                         | 464               | 19           | 4.09%        | 13             |

**General Primary**  
**March 18, 2014**  
 Thomas Holbrook  
 St. Clair County Clerk

**St. Clair County**  
 For County Treasurer  
 (Vote for ONE)

|                                | REGISTERED VOTERS | BALLOTS CAST | TURNOUT      | CHARLES SUAREZ |
|--------------------------------|-------------------|--------------|--------------|----------------|
| Stookey 4                      | 617               | 46           | 7.46%        | 37             |
| Stookey 5                      | 341               | 23           | 6.74%        | 21             |
| Stookey 6                      | 929               | 54           | 5.81%        | 50             |
| Stookey 7                      | 620               | 30           | 4.84%        | 24             |
| Stookey 8                      | 428               | 28           | 6.54%        | 27             |
| Stookey 9                      | 832               | 67           | 8.05%        | 57             |
| Stookey 10                     | 701               | 48           | 6.85%        | 33             |
| <b>STOOKEY TOWNSHIP TOTALS</b> | <b>7,288</b>      | <b>412</b>   | <b>5.65%</b> | <b>337</b>     |
| Centreville 1                  | 621               | 43           | 6.92%        | 33             |
| Centreville 2                  | 492               | 193          | 39.23%       | 127            |
| Centreville 3                  | 459               | 47           | 10.24%       | 36             |
| Centreville 4                  | 762               | 62           | 8.14%        | 54             |
| Centreville 5                  | 323               | 43           | 13.31%       | 30             |
| Centreville 6                  | 468               | 49           | 10.47%       | 41             |
| Centreville 7                  | 252               | 101          | 40.08%       | 75             |
| Centreville 8                  | 455               | 50           | 10.99%       | 44             |
| Centreville 9                  | 631               | 56           | 8.87%        | 43             |
| Centreville 10                 | 407               | 31           | 7.62%        | 27             |
| Centreville 11                 | 269               | 36           | 13.38%       | 31             |
| Centreville 12                 | 1,033             | 80           | 7.74%        | 62             |
| Centreville 13                 | 867               | 122          | 14.07%       | 96             |
| Centreville 14                 | 668               | 35           | 5.24%        | 28             |
| Centreville 15                 | 645               | 108          | 16.74%       | 84             |
| Centreville 16                 | 553               | 24           | 4.34%        | 22             |
| Centreville 17                 | 335               | 30           | 8.96%        | 26             |
| Centreville 18                 | 716               | 53           | 7.40%        | 41             |
| Centreville 19                 | 597               | 78           | 13.07%       | 72             |
| Centreville 20                 | 762               | 58           | 7.61%        | 48             |
| Centreville 21                 | 424               | 13           | 3.07%        | 11             |
| Centreville 22                 | 453               | 25           | 5.52%        | 19             |
| Centreville 23                 | 616               | 198          | 32.14%       | 163            |
| Centreville 24                 | 826               | 52           | 6.30%        | 42             |
| Centreville 25                 | 961               | 200          | 20.81%       | 152            |
| Centreville 26                 | 651               | 214          | 32.87%       | 167            |

**General Primary**  
**March 18, 2014**  
 Thomas Holbrook  
 St. Clair County Clerk

**St. Clair County**  
 For County Treasurer  
 (Vote for ONE)

|                                     | REGISTERED VOTERS | BALLOTS CAST | TURNOUT       | CHARLES SUAREZ |
|-------------------------------------|-------------------|--------------|---------------|----------------|
| Centreville 27                      | 533               | 276          | 51.78%        | 162            |
| <b>CENTREVILLE TOWNSHIP TOTALS</b>  | <b>15,779</b>     | <b>2,277</b> | <b>14.43%</b> | <b>1,736</b>   |
| Canteen 1                           | 607               | 292          | 48.11%        | 259            |
| Canteen 2                           | 618               | 159          | 25.73%        | 128            |
| Canteen 3                           | 171               | 66           | 38.60%        | 55             |
| Canteen 4                           | 234               | 97           | 41.45%        | 55             |
| Canteen 5                           | 343               | 202          | 58.89%        | 76             |
| Canteen 6                           | 294               | 109          | 37.07%        | 52             |
| Canteen 7                           | 445               | 94           | 21.12%        | 57             |
| Canteen 8                           | 263               | 38           | 14.45%        | 25             |
| Canteen 9                           | 452               | 86           | 19.03%        | 66             |
| Canteen 10                          | 376               | 111          | 29.52%        | 82             |
| Canteen 11                          | 146               | 38           | 26.03%        | 23             |
| Canteen 12                          | 416               | 127          | 30.53%        | 98             |
| Canteen 13                          | 496               | 92           | 18.55%        | 67             |
| Canteen 14                          | 184               | 21           | 11.41%        | 12             |
| <b>CANTEEN TOWNSHIP TOTALS</b>      | <b>5,045</b>      | <b>1,532</b> | <b>30.37%</b> | <b>1,055</b>   |
| Sugar Loaf 1                        | 1,181             | 64           | 5.42%         | 48             |
| Sugar Loaf 2                        | 675               | 46           | 6.81%         | 40             |
| Sugar Loaf 3                        | 554               | 47           | 8.48%         | 37             |
| Sugar Loaf 4                        | 763               | 52           | 6.82%         | 43             |
| Sugar Loaf 5                        | 822               | 60           | 7.30%         | 33             |
| Sugar Loaf 6                        | 757               | 40           | 5.28%         | 28             |
| <b>SUGAR LOAF TOWNSHIP TOTALS</b>   | <b>4,752</b>      | <b>309</b>   | <b>6.50%</b>  | <b>229</b>     |
| Stites 1                            | 499               | 84           | 16.83%        | 72             |
| <b>STITES TOWNSHIP TOTALS</b>       | <b>499</b>        | <b>84</b>    | <b>16.83%</b> | <b>72</b>      |
| Engelmann 1                         | 546               | 19           | 3.48%         | 15             |
| <b>ENGELMANN TOWNSHIP TOTALS</b>    | <b>546</b>        | <b>19</b>    | <b>3.48%</b>  | <b>15</b>      |
| Fayetteville 1                      | 450               | 30           | 6.67%         | 20             |
| Fayetteville 2                      | 709               | 29           | 4.09%         | 24             |
| <b>FAYETTEVILLE TOWNSHIP TOTALS</b> | <b>1,159</b>      | <b>59</b>    | <b>5.09%</b>  | <b>44</b>      |

**General Primary**  
**March 18, 2014**  
 Thomas Holbrook  
 St. Clair County Clerk

**St. Clair County**  
 For County Treasurer  
 (Vote for ONE)

|  | REGISTERED VOTERS | BALLOTS CAST  | TURNOUT      | CHARLES SUAREZ |
|--|-------------------|---------------|--------------|----------------|
| Marissa 1                              | 495               | 20            | 4.04%        | 16             |
| Marissa 2                              | 551               | 33            | 5.99%        | 22             |
| Marissa 3                              | 572               | 25            | 4.37%        | 19             |
| <b>MARISSA TOWNSHIP TOTALS</b>         | <b>1,618</b>      | <b>78</b>     | <b>4.82%</b> | <b>57</b>      |
| Freeburg 1                             | 1,223             | 50            | 4.09%        | 29             |
| Freeburg 2                             | 1,164             | 47            | 4.04%        | 32             |
| Freeburg 3                             | 1,120             | 72            | 6.43%        | 56             |
| <b>FREEBURG TOWNSHIP TOTALS</b>        | <b>3,507</b>      | <b>169</b>    | <b>4.82%</b> | <b>117</b>     |
| New Athens 1                           | 871               | 30            | 3.44%        | 22             |
| New Athens 2                           | 862               | 30            | 3.48%        | 19             |
| <b>NEW ATHENS TOWNSHIP TOTALS</b>      | <b>1,733</b>      | <b>60</b>     | <b>3.46%</b> | <b>41</b>      |
| Lenzburg 1                             | 672               | 44            | 6.55%        | 34             |
| <b>LENZBURG TOWNSHIP TOTALS</b>        | <b>672</b>        | <b>44</b>     | <b>6.55%</b> | <b>34</b>      |
| Prairie Du Long 1                      | 799               | 28            | 3.50%        | 25             |
| Prairie Du Long 2                      | 962               | 58            | 6.03%        | 49             |
| <b>PRAIRIE DU LONG TOWNSHIP TOTALS</b> | <b>1,761</b>      | <b>86</b>     | <b>4.88%</b> | <b>74</b>      |
| Smithton 1                             | 1,274             | 108           | 8.48%        | 88             |
| Smithton 2                             | 791               | 65            | 8.22%        | 56             |
| Smithton 3                             | 1,044             | 42            | 4.02%        | 37             |
| <b>SMITHTON TOWNSHIP TOTALS</b>        | <b>3,109</b>      | <b>215</b>    | <b>6.92%</b> | <b>181</b>     |
| Millstadt 1                            | 1,047             | 50            | 4.78%        | 43             |
| Millstadt 2                            | 1,404             | 62            | 4.42%        | 43             |
| Millstadt 3                            | 559               | 35            | 6.26%        | 29             |
| Millstadt 4                            | 848               | 38            | 4.48%        | 27             |
| Millstadt 5                            | 925               | 46            | 4.97%        | 29             |
| <b>MILLSTADT TOWNSHIP TOTALS</b>       | <b>4,783</b>      | <b>231</b>    | <b>4.83%</b> | <b>171</b>     |
| <b>ST. CLAIR TOTALS</b>                | <b>152,184</b>    | <b>11,080</b> | <b>7.28%</b> | <b>8,672</b>   |
| Precinct 01                            | 1,382             | 429           | 31.04%       | 169            |
| Precinct 02                            | 828               | 253           | 30.56%       | 206            |
| Precinct 03                            | 704               | 147           | 20.88%       | 89             |



**General Primary**  
**March 18, 2014**  
 Thomas Holbrook  
 St. Clair County Clerk

**St. Clair County**  
 For County Treasurer  
 (Vote for ONE)

|  | REGISTERED VOTERS | BALLOTS CAST  | TURNOUT       | CHARLES SUAREZ |
|--|-------------------|---------------|---------------|----------------|
| Precinct 04                            | 893               | 199           | 22.28%        | 119            |
| Precinct 05                            | 737               | 139           | 18.86%        | 105            |
| Precinct 06                            | 559               | 160           | 28.62%        | 116            |
| Precinct 07                            | 496               | 117           | 23.59%        | 80             |
| Precinct 08                            | 505               | 112           | 22.18%        | 76             |
| Precinct 09                            | 668               | 96            | 14.37%        | 67             |
| Precinct 10                            | 625               | 194           | 31.04%        | 69             |
| Precinct 11                            | 728               | 210           | 28.85%        | 81             |
| Precinct 12                            | 1,029             | 274           | 26.63%        | 164            |
| Precinct 13                            | 1,143             | 231           | 20.21%        | 145            |
| Precinct 14                            | 796               | 171           | 21.48%        | 133            |
| Precinct 15                            | 803               | 275           | 34.25%        | 165            |
| Precinct 16                            | 765               | 235           | 30.72%        | 170            |
| Precinct 17                            | 934               | 127           | 13.60%        | 91             |
| Precinct 18                            | 467               | 141           | 30.19%        | 105            |
| Precinct 19                            | 737               | 188           | 25.51%        | 145            |
| Precinct 20                            | 797               | 174           | 21.83%        | 112            |
| Precinct 21                            | 824               | 192           | 23.30%        | 139            |
| Precinct 22                            | 427               | 207           | 48.48%        | 162            |
| Precinct 23                            | 885               | 125           | 14.12%        | 105            |
| Precinct 24                            | 416               | 113           | 27.16%        | 95             |
| Precinct 25                            | 830               | 394           | 47.47%        | 176            |
| <b>CITY OF E. ST. LOUIS<br/>TOTALS</b> | <b>18,978</b>     | <b>4,903</b>  | <b>25.84%</b> | <b>3,084</b>   |
| <b>TOTALS</b>                          | <b>171,162</b>    | <b>15,983</b> | <b>9.34%</b>  | <b>11,756</b>  |

**General Primary**  
**March 18, 2014**  
 Thomas Holbrook  
 St. Clair County Clerk

**St. Clair County**  
 For County Sheriff  
 (Vote for ONE)

|               | REGISTERED VOTERS | BALLOTS CAST | TURNOUT | RICHARD "RICK" WATSON | ROY A MICKENS |
|---------------|-------------------|--------------|---------|-----------------------|---------------|
| Belleville 1  | 566               | 34           | 6.01%   | 26                    | 8             |
| Belleville 2  | 1,103             | 30           | 2.72%   | 19                    | 9             |
| Belleville 3  | 822               | 58           | 7.06%   | 44                    | 7             |
| Belleville 4  | 730               | 47           | 6.44%   | 32                    | 13            |
| Belleville 5  | 798               | 72           | 9.02%   | 46                    | 20            |
| Belleville 6  | 734               | 46           | 6.27%   | 36                    | 8             |
| Belleville 7  | 753               | 57           | 7.57%   | 31                    | 20            |
| Belleville 8  | 596               | 33           | 5.54%   | 21                    | 9             |
| Belleville 9  | 566               | 33           | 5.83%   | 26                    | 6             |
| Belleville 10 | 586               | 29           | 4.95%   | 16                    | 7             |
| Belleville 11 | 576               | 33           | 5.73%   | 24                    | 6             |
| Belleville 12 | 745               | 41           | 5.50%   | 25                    | 13            |
| Belleville 13 | 914               | 65           | 7.11%   | 41                    | 16            |
| Belleville 14 | 881               | 38           | 4.31%   | 24                    | 11            |
| Belleville 15 | 639               | 51           | 7.98%   | 28                    | 18            |
| Belleville 16 | 782               | 57           | 7.29%   | 44                    | 10            |
| Belleville 17 | 646               | 48           | 7.43%   | 35                    | 8             |
| Belleville 18 | 616               | 34           | 5.52%   | 25                    | 6             |
| Belleville 19 | 689               | 31           | 4.50%   | 19                    | 10            |
| Belleville 20 | 754               | 47           | 6.23%   | 31                    | 12            |
| Belleville 21 | 708               | 58           | 8.19%   | 46                    | 9             |
| Belleville 22 | 1,185             | 88           | 7.43%   | 56                    | 21            |
| Belleville 23 | 783               | 53           | 6.77%   | 36                    | 10            |
| Belleville 24 | 899               | 46           | 5.12%   | 31                    | 12            |
| Belleville 25 | 692               | 27           | 3.90%   | 20                    | 7             |
| Belleville 26 | 1,263             | 38           | 3.01%   | 27                    | 9             |
| Belleville 27 | 594               | 41           | 6.90%   | 32                    | 7             |
| Belleville 28 | 668               | 59           | 8.83%   | 49                    | 9             |
| Belleville 29 | 612               | 45           | 7.35%   | 28                    | 12            |
| Belleville 30 | 523               | 30           | 5.74%   | 23                    | 5             |
| Belleville 31 | 873               | 44           | 5.04%   | 32                    | 10            |
| Belleville 32 | 790               | 50           | 6.33%   | 42                    | 6             |
| Belleville 33 | 718               | 101          | 14.07%  | 66                    | 25            |
| Belleville 34 | 319               | 22           | 6.90%   | 18                    | 2             |
| Belleville 35 | 1,067             | 68           | 6.37%   | 55                    | 9             |

**General Primary**  
**March 18, 2014**  
 Thomas Holbrook  
 St. Clair County Clerk

**St. Clair County**  
 For County Sheriff  
 (Vote for ONE)

|                                      | REGISTERED VOTERS | BALLOTS CAST | TURNOUT      | RICHARD "RICK" WATSON | ROY A MICKENS |
|--------------------------------------|-------------------|--------------|--------------|-----------------------|---------------|
| <b>BELLEVILLE TOWNSHIP TOTALS</b>    | <b>26,190</b>     | <b>1,654</b> | <b>6.32%</b> | <b>1,154</b>          | <b>370</b>    |
| Mascoutah 1                          | 1,077             | 30           | 2.79%        | 25                    | 4             |
| Mascoutah 2                          | 1,391             | 43           | 3.09%        | 29                    | 6             |
| Mascoutah 3                          | 1,501             | 30           | 2.00%        | 15                    | 11            |
| Mascoutah 4                          | 1,183             | 39           | 3.30%        | 29                    | 7             |
| <b>MASCOUTAH TOWNSHIP TOTALS</b>     | <b>5,152</b>      | <b>142</b>   | <b>2.76%</b> | <b>98</b>             | <b>28</b>     |
| Lebanon 1                            | 1,399             | 71           | 5.08%        | 56                    | 11            |
| Lebanon 2                            | 677               | 47           | 6.94%        | 34                    | 12            |
| Lebanon 3                            | 534               | 9            | 1.69%        | 6                     | 2             |
| <b>LEBANON TOWNSHIP TOTALS</b>       | <b>2,610</b>      | <b>127</b>   | <b>4.87%</b> | <b>96</b>             | <b>25</b>     |
| Shiloh Valley 1                      | 1,433             | 52           | 3.63%        | 32                    | 13            |
| Shiloh Valley 2                      | 820               | 9            | 1.10%        | 6                     | 2             |
| Shiloh Valley 3                      | 561               | 11           | 1.96%        | 10                    | 1             |
| Shiloh Valley 4                      | 592               | 13           | 2.20%        | 11                    | 1             |
| Shiloh Valley 5                      | 1,481             | 57           | 3.85%        | 40                    | 12            |
| <b>SHILOH VALLEY TOWNSHIP TOTALS</b> | <b>4,887</b>      | <b>142</b>   | <b>2.91%</b> | <b>99</b>             | <b>29</b>     |
| O Fallon 1                           | 969               | 44           | 4.54%        | 28                    | 11            |
| O Fallon 2                           | 959               | 45           | 4.69%        | 35                    | 6             |
| O Fallon 3                           | 640               | 18           | 2.81%        | 9                     | 6             |
| O Fallon 4                           | 509               | 33           | 6.48%        | 26                    | 4             |
| O Fallon 5                           | 1,020             | 19           | 1.86%        | 15                    | 1             |
| O Fallon 6                           | 792               | 31           | 3.91%        | 24                    | 5             |
| O Fallon 7                           | 1,053             | 33           | 3.13%        | 13                    | 14            |
| O Fallon 8                           | 1,378             | 35           | 2.54%        | 26                    | 6             |
| O Fallon 9                           | 929               | 24           | 2.58%        | 15                    | 5             |
| O Fallon 10                          | 957               | 20           | 2.09%        | 16                    | 3             |
| O Fallon 11                          | 950               | 30           | 3.16%        | 22                    | 3             |
| O Fallon 12                          | 1,140             | 35           | 3.07%        | 23                    | 8             |
| O Fallon 13                          | 1,108             | 46           | 4.15%        | 31                    | 8             |
| O Fallon 14                          | 805               | 25           | 3.11%        | 19                    | 4             |
| O Fallon 15                          | 1,081             | 23           | 2.13%        | 12                    | 7             |
| O Fallon 16                          | 1,013             | 31           | 3.06%        | 23                    | 5             |

**General Primary**  
**March 18, 2014**  
 Thomas Holbrook  
 St. Clair County Clerk

**St. Clair County**  
 For County Sheriff  
 (Vote for ONE)

|                                     | REGISTERED VOTERS | BALLOTS CAST | TURNOUT      | RICHARD "RICK" WATSON | ROY A MICKENS |
|-------------------------------------|-------------------|--------------|--------------|-----------------------|---------------|
| O Fallon 17                         | 753               | 32           | 4.25%        | 20                    | 11            |
| O Fallon 18                         | 579               | 25           | 4.32%        | 18                    | 5             |
| <b>O'FALLON TOWNSHIP<br/>TOTALS</b> | <b>16,635</b>     | <b>549</b>   | <b>3.30%</b> | <b>375</b>            | <b>112</b>    |
| St Clair 1                          | 548               | 16           | 2.92%        | 11                    | 3             |
| St Clair 2                          | 690               | 28           | 4.06%        | 22                    | 5             |
| St Clair 3                          | 641               | 37           | 5.77%        | 29                    | 7             |
| St Clair 4                          | 356               | 20           | 5.62%        | 15                    | 2             |
| St Clair 5                          | 614               | 47           | 7.65%        | 35                    | 8             |
| St Clair 6                          | 671               | 21           | 3.13%        | 16                    | 5             |
| St Clair 7                          | 469               | 22           | 4.69%        | 20                    | 0             |
| St Clair 8                          | 1,026             | 62           | 6.04%        | 48                    | 10            |
| St Clair 9                          | 897               | 53           | 5.91%        | 38                    | 12            |
| St Clair 10                         | 441               | 21           | 4.76%        | 13                    | 6             |
| St Clair 11                         | 516               | 19           | 3.68%        | 10                    | 6             |
| St Clair 12                         | 1,030             | 29           | 2.82%        | 19                    | 9             |
| St Clair 13                         | 741               | 52           | 7.02%        | 39                    | 9             |
| St Clair 14                         | 662               | 19           | 2.87%        | 14                    | 2             |
| St Clair 15                         | 1,114             | 60           | 5.39%        | 47                    | 11            |
| St Clair 16                         | 962               | 51           | 5.30%        | 32                    | 14            |
| St Clair 17                         | 405               | 19           | 4.69%        | 17                    | 2             |
| St Clair 18                         | 595               | 19           | 3.19%        | 14                    | 3             |
| St Clair 19                         | 548               | 27           | 4.93%        | 19                    | 6             |
| St Clair 20                         | 729               | 50           | 6.86%        | 37                    | 9             |
| St Clair 21                         | 613               | 30           | 4.89%        | 17                    | 12            |
| St Clair 22                         | 486               | 18           | 3.70%        | 11                    | 5             |
| St Clair 23                         | 1,027             | 48           | 4.67%        | 32                    | 15            |
| St Clair 24                         | 643               | 20           | 3.11%        | 13                    | 5             |
| St Clair 25                         | 1,063             | 50           | 4.70%        | 28                    | 15            |
| St Clair 26                         | 796               | 30           | 3.77%        | 16                    | 13            |
| St Clair 27                         | 805               | 28           | 3.48%        | 21                    | 5             |
| St Clair 28                         | 875               | 59           | 6.74%        | 46                    | 9             |
| St Clair 29                         | 788               | 30           | 3.81%        | 19                    | 8             |
| St Clair 30                         | 675               | 53           | 7.85%        | 34                    | 15            |
| St Clair 31                         | 754               | 28           | 3.71%        | 19                    | 6             |

**General Primary**  
**March 18, 2014**  
 Thomas Holbrook  
 St. Clair County Clerk

**St. Clair County**  
 For County Sheriff  
 (Vote for ONE)

|                                   | REGISTERED VOTERS | BALLOTS CAST | TURNOUT      | RICHARD "RICK" WATSON | ROY A MICKENS |
|-----------------------------------|-------------------|--------------|--------------|-----------------------|---------------|
| St Clair 32                       | 530               | 11           | 2.08%        | 4                     | 3             |
| St Clair 33                       | 750               | 33           | 4.40%        | 24                    | 7             |
| <b>ST. CLAIR TOWNSHIP TOTALS</b>  | <b>23,460</b>     | <b>1,110</b> | <b>4.73%</b> | <b>779</b>            | <b>247</b>    |
| Caseyville 1                      | 951               | 75           | 7.89%        | 62                    | 10            |
| Caseyville 2                      | 1,063             | 49           | 4.61%        | 33                    | 11            |
| Caseyville 3                      | 656               | 119          | 18.14%       | 71                    | 34            |
| Caseyville 4                      | 732               | 126          | 17.21%       | 69                    | 30            |
| Caseyville 5                      | 1,518             | 88           | 5.80%        | 58                    | 16            |
| Caseyville 6                      | 552               | 38           | 6.88%        | 29                    | 9             |
| Caseyville 7                      | 643               | 69           | 10.73%       | 58                    | 10            |
| Caseyville 8                      | 828               | 154          | 18.60%       | 105                   | 32            |
| Caseyville 9                      | 1,019             | 119          | 11.68%       | 75                    | 32            |
| Caseyville 10                     | 536               | 22           | 4.10%        | 16                    | 5             |
| Caseyville 11                     | 639               | 51           | 7.98%        | 31                    | 16            |
| Caseyville 12                     | 1,549             | 46           | 2.97%        | 32                    | 10            |
| Caseyville 13                     | 796               | 67           | 8.42%        | 43                    | 19            |
| Caseyville 14                     | 603               | 84           | 13.93%       | 43                    | 26            |
| Caseyville 15                     | 464               | 84           | 18.10%       | 47                    | 19            |
| Caseyville 16                     | 393               | 29           | 7.38%        | 21                    | 7             |
| Caseyville 17                     | 308               | 24           | 7.79%        | 18                    | 5             |
| Caseyville 18                     | 450               | 48           | 10.67%       | 32                    | 16            |
| Caseyville 19                     | 522               | 117          | 22.41%       | 76                    | 26            |
| Caseyville 20                     | 487               | 87           | 17.86%       | 61                    | 22            |
| Caseyville 21                     | 732               | 24           | 3.28%        | 20                    | 2             |
| Caseyville 22                     | 490               | 24           | 4.90%        | 17                    | 5             |
| Caseyville 23                     | 908               | 50           | 5.51%        | 28                    | 19            |
| Caseyville 24                     | 692               | 37           | 5.35%        | 26                    | 11            |
| Caseyville 25                     | 845               | 33           | 3.91%        | 24                    | 8             |
| Caseyville 26                     | 1,425             | 72           | 5.05%        | 44                    | 24            |
| Caseyville 27                     | 1,198             | 45           | 3.76%        | 32                    | 11            |
| <b>CASEYVILLE TOWNSHIP TOTALS</b> | <b>20,999</b>     | <b>1,781</b> | <b>8.48%</b> | <b>1,171</b>          | <b>435</b>    |
| Stookey 1                         | 1,555             | 56           | 3.60%        | 47                    | 6             |
| Stookey 2                         | 801               | 41           | 5.12%        | 31                    | 7             |
| Stookey 3                         | 464               | 19           | 4.09%        | 11                    | 4             |

**General Primary**  
**March 18, 2014**  
 Thomas Holbrook  
 St. Clair County Clerk

**St. Clair County**  
 For County Sheriff  
 (Vote for ONE)

|                                | REGISTERED VOTERS | BALLOTS CAST | TURNOUT      | RICHARD "RICK" WATSON | ROY A MICKENS |
|--------------------------------|-------------------|--------------|--------------|-----------------------|---------------|
| Stookey 4                      | 617               | 46           | 7.46%        | 36                    | 4             |
| Stookey 5                      | 341               | 23           | 6.74%        | 18                    | 5             |
| Stookey 6                      | 929               | 54           | 5.81%        | 49                    | 4             |
| Stookey 7                      | 620               | 30           | 4.84%        | 25                    | 4             |
| Stookey 8                      | 428               | 28           | 6.54%        | 22                    | 5             |
| Stookey 9                      | 832               | 67           | 8.05%        | 53                    | 8             |
| Stookey 10                     | 701               | 48           | 6.85%        | 30                    | 9             |
| <b>STOOKEY TOWNSHIP TOTALS</b> | <b>7,288</b>      | <b>412</b>   | <b>5.65%</b> | <b>322</b>            | <b>56</b>     |
| Centreville 1                  | 621               | 43           | 6.92%        | 16                    | 23            |
| Centreville 2                  | 492               | 193          | 39.23%       | 135                   | 35            |
| Centreville 3                  | 459               | 47           | 10.24%       | 22                    | 22            |
| Centreville 4                  | 762               | 62           | 8.14%        | 51                    | 9             |
| Centreville 5                  | 323               | 43           | 13.31%       | 24                    | 11            |
| Centreville 6                  | 468               | 49           | 10.47%       | 14                    | 28            |
| Centreville 7                  | 252               | 101          | 40.08%       | 53                    | 33            |
| Centreville 8                  | 455               | 50           | 10.99%       | 47                    | 2             |
| Centreville 9                  | 631               | 56           | 8.87%        | 42                    | 10            |
| Centreville 10                 | 407               | 31           | 7.62%        | 15                    | 13            |
| Centreville 11                 | 269               | 36           | 13.38%       | 25                    | 8             |
| Centreville 12                 | 1,033             | 80           | 7.74%        | 52                    | 20            |
| Centreville 13                 | 867               | 122          | 14.07%       | 87                    | 31            |
| Centreville 14                 | 668               | 35           | 5.24%        | 16                    | 15            |
| Centreville 15                 | 645               | 108          | 16.74%       | 81                    | 17            |
| Centreville 16                 | 553               | 24           | 4.34%        | 15                    | 9             |
| Centreville 17                 | 335               | 30           | 8.96%        | 8                     | 20            |
| Centreville 18                 | 716               | 53           | 7.40%        | 38                    | 14            |
| Centreville 19                 | 597               | 78           | 13.07%       | 60                    | 16            |
| Centreville 20                 | 762               | 58           | 7.61%        | 48                    | 8             |
| Centreville 21                 | 424               | 13           | 3.07%        | 9                     | 4             |
| Centreville 22                 | 453               | 25           | 5.52%        | 18                    | 5             |
| Centreville 23                 | 616               | 198          | 32.14%       | 157                   | 33            |
| Centreville 24                 | 826               | 52           | 6.30%        | 42                    | 9             |
| Centreville 25                 | 961               | 200          | 20.81%       | 138                   | 43            |
| Centreville 26                 | 651               | 214          | 32.87%       | 136                   | 51            |

**General Primary**  
**March 18, 2014**  
 Thomas Holbrook  
 St. Clair County Clerk

**St. Clair County**  
 For County Sheriff  
 (Vote for ONE)

|                                     | REGISTERED VOTERS | BALLOTS CAST | TURNOUT       | RICHARD "RICK" WATSON | ROY A MICKENS |
|-------------------------------------|-------------------|--------------|---------------|-----------------------|---------------|
| Centreville 27                      | 533               | 276          | 51.78%        | 114                   | 69            |
| <b>CENTREVILLE TOWNSHIP TOTALS</b>  | <b>15,779</b>     | <b>2,277</b> | <b>14.43%</b> | <b>1,463</b>          | <b>558</b>    |
| Canteen 1                           | 607               | 292          | 48.11%        | 223                   | 23            |
| Canteen 2                           | 618               | 159          | 25.73%        | 97                    | 39            |
| Canteen 3                           | 171               | 66           | 38.60%        | 46                    | 14            |
| Canteen 4                           | 234               | 97           | 41.45%        | 39                    | 40            |
| Canteen 5                           | 343               | 202          | 58.89%        | 121                   | 29            |
| Canteen 6                           | 294               | 109          | 37.07%        | 55                    | 39            |
| Canteen 7                           | 445               | 94           | 21.12%        | 48                    | 19            |
| Canteen 8                           | 263               | 38           | 14.45%        | 15                    | 19            |
| Canteen 9                           | 452               | 86           | 19.03%        | 54                    | 17            |
| Canteen 10                          | 376               | 111          | 29.52%        | 54                    | 40            |
| Canteen 11                          | 146               | 38           | 26.03%        | 23                    | 8             |
| Canteen 12                          | 416               | 127          | 30.53%        | 91                    | 19            |
| Canteen 13                          | 496               | 92           | 18.55%        | 54                    | 20            |
| Canteen 14                          | 184               | 21           | 11.41%        | 11                    | 6             |
| <b>CANTEEN TOWNSHIP TOTALS</b>      | <b>5,045</b>      | <b>1,532</b> | <b>30.37%</b> | <b>931</b>            | <b>332</b>    |
| Sugar Loaf 1                        | 1,181             | 64           | 5.42%         | 52                    | 8             |
| Sugar Loaf 2                        | 675               | 46           | 6.81%         | 42                    | 1             |
| Sugar Loaf 3                        | 554               | 47           | 8.48%         | 40                    | 4             |
| Sugar Loaf 4                        | 763               | 52           | 6.82%         | 46                    | 5             |
| Sugar Loaf 5                        | 822               | 60           | 7.30%         | 46                    | 8             |
| Sugar Loaf 6                        | 757               | 40           | 5.28%         | 32                    | 5             |
| <b>SUGAR LOAF TOWNSHIP TOTALS</b>   | <b>4,752</b>      | <b>309</b>   | <b>6.50%</b>  | <b>258</b>            | <b>31</b>     |
| Stites 1                            | 499               | 84           | 16.83%        | 38                    | 41            |
| <b>STITES TOWNSHIP TOTALS</b>       | <b>499</b>        | <b>84</b>    | <b>16.83%</b> | <b>38</b>             | <b>41</b>     |
| Engelmann 1                         | 546               | 19           | 3.48%         | 14                    | 4             |
| <b>ENGELMANN TOWNSHIP TOTALS</b>    | <b>546</b>        | <b>19</b>    | <b>3.48%</b>  | <b>14</b>             | <b>4</b>      |
| Fayetteville 1                      | 450               | 30           | 6.67%         | 17                    | 5             |
| Fayetteville 2                      | 709               | 29           | 4.09%         | 22                    | 5             |
| <b>FAYETTEVILLE TOWNSHIP TOTALS</b> | <b>1,159</b>      | <b>59</b>    | <b>5.09%</b>  | <b>39</b>             | <b>10</b>     |

**General Primary**  
**March 18, 2014**  
 Thomas Holbrook  
 St. Clair County Clerk

**St. Clair County**  
 For County Sheriff  
 (Vote for ONE)

|  | REGISTERED VOTERS | BALLOTS CAST  | TURNOUT      | RICHARD "RICK" WATSON | ROY A MICKENS |
|--|-------------------|---------------|--------------|-----------------------|---------------|
| Marissa 1                              | 495               | 20            | 4.04%        | 13                    | 3             |
| Marissa 2                              | 551               | 33            | 5.99%        | 24                    | 4             |
| Marissa 3                              | 572               | 25            | 4.37%        | 20                    | 3             |
| <b>MARISSA TOWNSHIP TOTALS</b>         | <b>1,618</b>      | <b>78</b>     | <b>4.82%</b> | <b>57</b>             | <b>10</b>     |
| Freeburg 1                             | 1,223             | 50            | 4.09%        | 32                    | 7             |
| Freeburg 2                             | 1,164             | 47            | 4.04%        | 36                    | 5             |
| Freeburg 3                             | 1,120             | 72            | 6.43%        | 49                    | 14            |
| <b>FREEBURG TOWNSHIP TOTALS</b>        | <b>3,507</b>      | <b>169</b>    | <b>4.82%</b> | <b>117</b>            | <b>26</b>     |
| New Athens 1                           | 871               | 30            | 3.44%        | 23                    | 5             |
| New Athens 2                           | 862               | 30            | 3.48%        | 15                    | 10            |
| <b>NEW ATHENS TOWNSHIP TOTALS</b>      | <b>1,733</b>      | <b>60</b>     | <b>3.46%</b> | <b>38</b>             | <b>15</b>     |
| Lenzburg 1                             | 672               | 44            | 6.55%        | 30                    | 12            |
| <b>LENZBURG TOWNSHIP TOTALS</b>        | <b>672</b>        | <b>44</b>     | <b>6.55%</b> | <b>30</b>             | <b>12</b>     |
| Prairie Du Long 1                      | 799               | 28            | 3.50%        | 22                    | 5             |
| Prairie Du Long 2                      | 962               | 58            | 6.03%        | 44                    | 10            |
| <b>PRAIRIE DU LONG TOWNSHIP TOTALS</b> | <b>1,761</b>      | <b>86</b>     | <b>4.88%</b> | <b>66</b>             | <b>15</b>     |
| Smithton 1                             | 1,274             | 108           | 8.48%        | 80                    | 19            |
| Smithton 2                             | 791               | 65            | 8.22%        | 55                    | 6             |
| Smithton 3                             | 1,044             | 42            | 4.02%        | 32                    | 7             |
| <b>SMITHTON TOWNSHIP TOTALS</b>        | <b>3,109</b>      | <b>215</b>    | <b>6.92%</b> | <b>167</b>            | <b>32</b>     |
| Millstadt 1                            | 1,047             | 50            | 4.78%        | 37                    | 11            |
| Millstadt 2                            | 1,404             | 62            | 4.42%        | 49                    | 10            |
| Millstadt 3                            | 559               | 35            | 6.26%        | 24                    | 8             |
| Millstadt 4                            | 848               | 38            | 4.48%        | 28                    | 7             |
| Millstadt 5                            | 925               | 46            | 4.97%        | 37                    | 6             |
| <b>MILLSTADT TOWNSHIP TOTALS</b>       | <b>4,783</b>      | <b>231</b>    | <b>4.83%</b> | <b>175</b>            | <b>42</b>     |
| <b>ST. CLAIR TOTALS</b>                | <b>152,184</b>    | <b>11,080</b> | <b>7.28%</b> | <b>7,487</b>          | <b>2,430</b>  |
| Precinct 01                            | 1,382             | 429           | 31.04%       | 60                    | 213           |
| Precinct 02                            | 828               | 253           | 30.56%       | 50                    | 178           |
| Precinct 03                            | 704               | 147           | 20.88%       | 77                    | 53            |



**General Primary**  
**March 18, 2014**  
 Thomas Holbrook  
 St. Clair County Clerk

**St. Clair County**  
 For County Sheriff  
 (Vote for ONE)

|                             | REGISTERED VOTERS | BALLOTS CAST  | TURNOUT       | RICHARD "RICK" WATSON | ROY A MICKENS |
|-----------------------------|-------------------|---------------|---------------|-----------------------|---------------|
| Precinct 04                 | 893               | 199           | 22.28%        | 92                    | 83            |
| Precinct 05                 | 737               | 139           | 18.86%        | 40                    | 86            |
| Precinct 06                 | 559               | 160           | 28.62%        | 70                    | 81            |
| Precinct 07                 | 496               | 117           | 23.59%        | 56                    | 50            |
| Precinct 08                 | 505               | 112           | 22.18%        | 38                    | 69            |
| Precinct 09                 | 668               | 96            | 14.37%        | 29                    | 46            |
| Precinct 10                 | 625               | 194           | 31.04%        | 30                    | 65            |
| Precinct 11                 | 728               | 210           | 28.85%        | 49                    | 84            |
| Precinct 12                 | 1,029             | 274           | 26.63%        | 113                   | 113           |
| Precinct 13                 | 1,143             | 231           | 20.21%        | 108                   | 84            |
| Precinct 14                 | 796               | 171           | 21.48%        | 47                    | 97            |
| Precinct 15                 | 803               | 275           | 34.25%        | 70                    | 145           |
| Precinct 16                 | 765               | 235           | 30.72%        | 79                    | 116           |
| Precinct 17                 | 934               | 127           | 13.60%        | 52                    | 58            |
| Precinct 18                 | 467               | 141           | 30.19%        | 66                    | 54            |
| Precinct 19                 | 737               | 188           | 25.51%        | 96                    | 66            |
| Precinct 20                 | 797               | 174           | 21.83%        | 87                    | 69            |
| Precinct 21                 | 824               | 192           | 23.30%        | 73                    | 81            |
| Precinct 22                 | 427               | 207           | 48.48%        | 61                    | 118           |
| Precinct 23                 | 885               | 125           | 14.12%        | 44                    | 72            |
| Precinct 24                 | 416               | 113           | 27.16%        | 70                    | 35            |
| Precinct 25                 | 830               | 394           | 47.47%        | 112                   | 181           |
| <b>CITY OF E. ST. LOUIS</b> | <b>18,978</b>     | <b>4,903</b>  | <b>25.84%</b> | <b>1,669</b>          | <b>2,297</b>  |
| <b>TOTALS</b>               | <b>171,162</b>    | <b>15,983</b> | <b>9.34%</b>  | <b>9,156</b>          | <b>4,727</b>  |

**General Primary**  
**March 18, 2014**  
 Thomas Holbrook  
 St. Clair County Clerk

**St. Clair County**  
 For County Assessor  
 (Vote for ONE)

|               | REGISTERED VOTERS | BALLOTS CAST | TURNOUT | JENNIFER GOMRIC MINTON |
|---------------|-------------------|--------------|---------|------------------------|
| Belleville 1  | 566               | 34           | 6.01%   | 27                     |
| Belleville 2  | 1,103             | 30           | 2.72%   | 27                     |
| Belleville 3  | 822               | 58           | 7.06%   | 46                     |
| Belleville 4  | 730               | 47           | 6.44%   | 40                     |
| Belleville 5  | 798               | 72           | 9.02%   | 57                     |
| Belleville 6  | 734               | 46           | 6.27%   | 41                     |
| Belleville 7  | 753               | 57           | 7.57%   | 44                     |
| Belleville 8  | 596               | 33           | 5.54%   | 27                     |
| Belleville 9  | 566               | 33           | 5.83%   | 31                     |
| Belleville 10 | 586               | 29           | 4.95%   | 23                     |
| Belleville 11 | 576               | 33           | 5.73%   | 28                     |
| Belleville 12 | 745               | 41           | 5.50%   | 38                     |
| Belleville 13 | 914               | 65           | 7.11%   | 49                     |
| Belleville 14 | 881               | 38           | 4.31%   | 32                     |
| Belleville 15 | 639               | 51           | 7.98%   | 45                     |
| Belleville 16 | 782               | 57           | 7.29%   | 52                     |
| Belleville 17 | 646               | 48           | 7.43%   | 41                     |
| Belleville 18 | 616               | 34           | 5.52%   | 20                     |
| Belleville 19 | 689               | 31           | 4.50%   | 25                     |
| Belleville 20 | 754               | 47           | 6.23%   | 40                     |
| Belleville 21 | 708               | 58           | 8.19%   | 46                     |
| Belleville 22 | 1,185             | 88           | 7.43%   | 61                     |
| Belleville 23 | 783               | 53           | 6.77%   | 46                     |
| Belleville 24 | 899               | 46           | 5.12%   | 41                     |
| Belleville 25 | 692               | 27           | 3.90%   | 22                     |
| Belleville 26 | 1,263             | 38           | 3.01%   | 34                     |
| Belleville 27 | 594               | 41           | 6.90%   | 35                     |
| Belleville 28 | 668               | 59           | 8.83%   | 53                     |
| Belleville 29 | 612               | 45           | 7.35%   | 35                     |
| Belleville 30 | 523               | 30           | 5.74%   | 26                     |
| Belleville 31 | 873               | 44           | 5.04%   | 40                     |
| Belleville 32 | 790               | 50           | 6.33%   | 42                     |
| Belleville 33 | 718               | 101          | 14.07%  | 83                     |
| Belleville 34 | 319               | 22           | 6.90%   | 20                     |
| Belleville 35 | 1,067             | 68           | 6.37%   | 54                     |

**General Primary**  
**March 18, 2014**  
 Thomas Holbrook  
 St. Clair County Clerk

**St. Clair County**  
 For County Assessor  
 (Vote for ONE)

|                                      | REGISTERED VOTERS | BALLOTS CAST | TURNOUT      | JENNIFER GOMRIC MINTON |
|--------------------------------------|-------------------|--------------|--------------|------------------------|
| <b>BELLEVILLE TOWNSHIP TOTALS</b>    | <b>26,190</b>     | <b>1,654</b> | <b>6.32%</b> | <b>1,371</b>           |
| Mascoutah 1                          | 1,077             | 30           | 2.79%        | 25                     |
| Mascoutah 2                          | 1,391             | 43           | 3.09%        | 33                     |
| Mascoutah 3                          | 1,501             | 30           | 2.00%        | 26                     |
| Mascoutah 4                          | 1,183             | 39           | 3.30%        | 31                     |
| <b>MASCOUTAH TOWNSHIP TOTALS</b>     | <b>5,152</b>      | <b>142</b>   | <b>2.76%</b> | <b>115</b>             |
| Lebanon 1                            | 1,399             | 71           | 5.08%        | 60                     |
| Lebanon 2                            | 677               | 47           | 6.94%        | 38                     |
| Lebanon 3                            | 534               | 9            | 1.69%        | 7                      |
| <b>LEBANON TOWNSHIP TOTALS</b>       | <b>2,610</b>      | <b>127</b>   | <b>4.87%</b> | <b>105</b>             |
| Shiloh Valley 1                      | 1,433             | 52           | 3.63%        | 40                     |
| Shiloh Valley 2                      | 820               | 9            | 1.10%        | 6                      |
| Shiloh Valley 3                      | 561               | 11           | 1.96%        | 11                     |
| Shiloh Valley 4                      | 592               | 13           | 2.20%        | 12                     |
| Shiloh Valley 5                      | 1,481             | 57           | 3.85%        | 49                     |
| <b>SHILOH VALLEY TOWNSHIP TOTALS</b> | <b>4,887</b>      | <b>142</b>   | <b>2.91%</b> | <b>118</b>             |
| O Fallon 1                           | 969               | 44           | 4.54%        | 37                     |
| O Fallon 2                           | 959               | 45           | 4.69%        | 36                     |
| O Fallon 3                           | 640               | 18           | 2.81%        | 14                     |
| O Fallon 4                           | 509               | 33           | 6.48%        | 28                     |
| O Fallon 5                           | 1,020             | 19           | 1.86%        | 17                     |
| O Fallon 6                           | 792               | 31           | 3.91%        | 26                     |
| O Fallon 7                           | 1,053             | 33           | 3.13%        | 27                     |
| O Fallon 8                           | 1,378             | 35           | 2.54%        | 29                     |
| O Fallon 9                           | 929               | 24           | 2.58%        | 16                     |
| O Fallon 10                          | 957               | 20           | 2.09%        | 18                     |
| O Fallon 11                          | 950               | 30           | 3.16%        | 26                     |
| O Fallon 12                          | 1,140             | 35           | 3.07%        | 33                     |
| O Fallon 13                          | 1,108             | 46           | 4.15%        | 39                     |
| O Fallon 14                          | 805               | 25           | 3.11%        | 19                     |
| O Fallon 15                          | 1,081             | 23           | 2.13%        | 17                     |
| O Fallon 16                          | 1,013             | 31           | 3.06%        | 28                     |

**General Primary**  
**March 18, 2014**  
 Thomas Holbrook  
 St. Clair County Clerk

**St. Clair County**  
 For County Assessor  
 (Vote for ONE)

|                                     | REGISTERED VOTERS | BALLOTS CAST | TURNOUT      | JENNIFER GOMRIC MINTON |
|-------------------------------------|-------------------|--------------|--------------|------------------------|
| O Fallon 17                         | 753               | 32           | 4.25%        | 32                     |
| O Fallon 18                         | 579               | 25           | 4.32%        | 20                     |
| <b>O'FALLON TOWNSHIP<br/>TOTALS</b> | <b>16,635</b>     | <b>549</b>   | <b>3.30%</b> | <b>462</b>             |
| St Clair 1                          | 548               | 16           | 2.92%        | 13                     |
| St Clair 2                          | 690               | 28           | 4.06%        | 27                     |
| St Clair 3                          | 641               | 37           | 5.77%        | 34                     |
| St Clair 4                          | 356               | 20           | 5.62%        | 14                     |
| St Clair 5                          | 614               | 47           | 7.65%        | 39                     |
| St Clair 6                          | 671               | 21           | 3.13%        | 18                     |
| St Clair 7                          | 469               | 22           | 4.69%        | 18                     |
| St Clair 8                          | 1,026             | 62           | 6.04%        | 54                     |
| St Clair 9                          | 897               | 53           | 5.91%        | 45                     |
| St Clair 10                         | 441               | 21           | 4.76%        | 13                     |
| St Clair 11                         | 516               | 19           | 3.68%        | 14                     |
| St Clair 12                         | 1,030             | 29           | 2.82%        | 27                     |
| St Clair 13                         | 741               | 52           | 7.02%        | 43                     |
| St Clair 14                         | 662               | 19           | 2.87%        | 17                     |
| St Clair 15                         | 1,114             | 60           | 5.39%        | 46                     |
| St Clair 16                         | 962               | 51           | 5.30%        | 46                     |
| St Clair 17                         | 405               | 19           | 4.69%        | 16                     |
| St Clair 18                         | 595               | 19           | 3.19%        | 17                     |
| St Clair 19                         | 548               | 27           | 4.93%        | 18                     |
| St Clair 20                         | 729               | 50           | 6.86%        | 41                     |
| St Clair 21                         | 613               | 30           | 4.89%        | 22                     |
| St Clair 22                         | 486               | 18           | 3.70%        | 18                     |
| St Clair 23                         | 1,027             | 48           | 4.67%        | 41                     |
| St Clair 24                         | 643               | 20           | 3.11%        | 19                     |
| St Clair 25                         | 1,063             | 50           | 4.70%        | 44                     |
| St Clair 26                         | 796               | 30           | 3.77%        | 26                     |
| St Clair 27                         | 805               | 28           | 3.48%        | 26                     |
| St Clair 28                         | 875               | 59           | 6.74%        | 53                     |
| St Clair 29                         | 788               | 30           | 3.81%        | 22                     |
| St Clair 30                         | 675               | 53           | 7.85%        | 46                     |
| St Clair 31                         | 754               | 28           | 3.71%        | 24                     |

**General Primary**  
**March 18, 2014**  
 Thomas Holbrook  
 St. Clair County Clerk

**St. Clair County**  
 For County Assessor  
 (Vote for ONE)

|                                   | REGISTERED VOTERS | BALLOTS CAST | TURNOUT      | JENNIFER GOMRIC MINTON |
|-----------------------------------|-------------------|--------------|--------------|------------------------|
| St Clair 32                       | 530               | 11           | 2.08%        | 7                      |
| St Clair 33                       | 750               | 33           | 4.40%        | 26                     |
| <b>ST. CLAIR TOWNSHIP TOTALS</b>  | <b>23,460</b>     | <b>1,110</b> | <b>4.73%</b> | <b>934</b>             |
| Caseyville 1                      | 951               | 75           | 7.89%        | 67                     |
| Caseyville 2                      | 1,063             | 49           | 4.61%        | 35                     |
| Caseyville 3                      | 656               | 119          | 18.14%       | 102                    |
| Caseyville 4                      | 732               | 126          | 17.21%       | 95                     |
| Caseyville 5                      | 1,518             | 88           | 5.80%        | 74                     |
| Caseyville 6                      | 552               | 38           | 6.88%        | 33                     |
| Caseyville 7                      | 643               | 69           | 10.73%       | 57                     |
| Caseyville 8                      | 828               | 154          | 18.60%       | 130                    |
| Caseyville 9                      | 1,019             | 119          | 11.68%       | 95                     |
| Caseyville 10                     | 536               | 22           | 4.10%        | 21                     |
| Caseyville 11                     | 639               | 51           | 7.98%        | 44                     |
| Caseyville 12                     | 1,549             | 46           | 2.97%        | 38                     |
| Caseyville 13                     | 796               | 67           | 8.42%        | 57                     |
| Caseyville 14                     | 603               | 84           | 13.93%       | 62                     |
| Caseyville 15                     | 464               | 84           | 18.10%       | 62                     |
| Caseyville 16                     | 393               | 29           | 7.38%        | 25                     |
| Caseyville 17                     | 308               | 24           | 7.79%        | 19                     |
| Caseyville 18                     | 450               | 48           | 10.67%       | 43                     |
| Caseyville 19                     | 522               | 117          | 22.41%       | 95                     |
| Caseyville 20                     | 487               | 87           | 17.86%       | 74                     |
| Caseyville 21                     | 732               | 24           | 3.28%        | 22                     |
| Caseyville 22                     | 490               | 24           | 4.90%        | 22                     |
| Caseyville 23                     | 908               | 50           | 5.51%        | 43                     |
| Caseyville 24                     | 692               | 37           | 5.35%        | 35                     |
| Caseyville 25                     | 845               | 33           | 3.91%        | 32                     |
| Caseyville 26                     | 1,425             | 72           | 5.05%        | 54                     |
| Caseyville 27                     | 1,198             | 45           | 3.76%        | 38                     |
| <b>CASEYVILLE TOWNSHIP TOTALS</b> | <b>20,999</b>     | <b>1,781</b> | <b>8.48%</b> | <b>1,474</b>           |
| Stookey 1                         | 1,555             | 56           | 3.60%        | 49                     |
| Stookey 2                         | 801               | 41           | 5.12%        | 31                     |
| Stookey 3                         | 464               | 19           | 4.09%        | 14                     |

**General Primary**  
**March 18, 2014**  
 Thomas Holbrook  
 St. Clair County Clerk

**St. Clair County**  
 For County Assessor  
 (Vote for ONE)

|                                | REGISTERED VOTERS | BALLOTS CAST | TURNOUT      | JENNIFER GOMRIC MINTON |
|--------------------------------|-------------------|--------------|--------------|------------------------|
| Stookey 4                      | 617               | 46           | 7.46%        | 43                     |
| Stookey 5                      | 341               | 23           | 6.74%        | 20                     |
| Stookey 6                      | 929               | 54           | 5.81%        | 51                     |
| Stookey 7                      | 620               | 30           | 4.84%        | 24                     |
| Stookey 8                      | 428               | 28           | 6.54%        | 27                     |
| Stookey 9                      | 832               | 67           | 8.05%        | 57                     |
| Stookey 10                     | 701               | 48           | 6.85%        | 35                     |
| <b>STOOKEY TOWNSHIP TOTALS</b> | <b>7,288</b>      | <b>412</b>   | <b>5.65%</b> | <b>351</b>             |
| Centreville 1                  | 621               | 43           | 6.92%        | 31                     |
| Centreville 2                  | 492               | 193          | 39.23%       | 128                    |
| Centreville 3                  | 459               | 47           | 10.24%       | 40                     |
| Centreville 4                  | 762               | 62           | 8.14%        | 57                     |
| Centreville 5                  | 323               | 43           | 13.31%       | 30                     |
| Centreville 6                  | 468               | 49           | 10.47%       | 38                     |
| Centreville 7                  | 252               | 101          | 40.08%       | 74                     |
| Centreville 8                  | 455               | 50           | 10.99%       | 45                     |
| Centreville 9                  | 631               | 56           | 8.87%        | 42                     |
| Centreville 10                 | 407               | 31           | 7.62%        | 25                     |
| Centreville 11                 | 269               | 36           | 13.38%       | 29                     |
| Centreville 12                 | 1,033             | 80           | 7.74%        | 62                     |
| Centreville 13                 | 867               | 122          | 14.07%       | 103                    |
| Centreville 14                 | 668               | 35           | 5.24%        | 25                     |
| Centreville 15                 | 645               | 108          | 16.74%       | 85                     |
| Centreville 16                 | 553               | 24           | 4.34%        | 20                     |
| Centreville 17                 | 335               | 30           | 8.96%        | 24                     |
| Centreville 18                 | 716               | 53           | 7.40%        | 44                     |
| Centreville 19                 | 597               | 78           | 13.07%       | 72                     |
| Centreville 20                 | 762               | 58           | 7.61%        | 46                     |
| Centreville 21                 | 424               | 13           | 3.07%        | 11                     |
| Centreville 22                 | 453               | 25           | 5.52%        | 21                     |
| Centreville 23                 | 616               | 198          | 32.14%       | 165                    |
| Centreville 24                 | 826               | 52           | 6.30%        | 42                     |
| Centreville 25                 | 961               | 200          | 20.81%       | 154                    |
| Centreville 26                 | 651               | 214          | 32.87%       | 167                    |

**General Primary**  
**March 18, 2014**  
 Thomas Holbrook  
 St. Clair County Clerk

**St. Clair County**  
 For County Assessor  
 (Vote for ONE)

|                                     | REGISTERED VOTERS | BALLOTS CAST | TURNOUT       | JENNIFER GOMRIC MINTON |
|-------------------------------------|-------------------|--------------|---------------|------------------------|
| Centreville 27                      | 533               | 276          | 51.78%        | 165                    |
| <b>CENTREVILLE TOWNSHIP TOTALS</b>  | <b>15,779</b>     | <b>2,277</b> | <b>14.43%</b> | <b>1,745</b>           |
| Canteen 1                           | 607               | 292          | 48.11%        | 232                    |
| Canteen 2                           | 618               | 159          | 25.73%        | 131                    |
| Canteen 3                           | 171               | 66           | 38.60%        | 51                     |
| Canteen 4                           | 234               | 97           | 41.45%        | 55                     |
| Canteen 5                           | 343               | 202          | 58.89%        | 77                     |
| Canteen 6                           | 294               | 109          | 37.07%        | 55                     |
| Canteen 7                           | 445               | 94           | 21.12%        | 59                     |
| Canteen 8                           | 263               | 38           | 14.45%        | 27                     |
| Canteen 9                           | 452               | 86           | 19.03%        | 68                     |
| Canteen 10                          | 376               | 111          | 29.52%        | 77                     |
| Canteen 11                          | 146               | 38           | 26.03%        | 23                     |
| Canteen 12                          | 416               | 127          | 30.53%        | 95                     |
| Canteen 13                          | 496               | 92           | 18.55%        | 64                     |
| Canteen 14                          | 184               | 21           | 11.41%        | 12                     |
| <b>CANTEEN TOWNSHIP TOTALS</b>      | <b>5,045</b>      | <b>1,532</b> | <b>30.37%</b> | <b>1,026</b>           |
| Sugar Loaf 1                        | 1,181             | 64           | 5.42%         | 47                     |
| Sugar Loaf 2                        | 675               | 46           | 6.81%         | 39                     |
| Sugar Loaf 3                        | 554               | 47           | 8.48%         | 39                     |
| Sugar Loaf 4                        | 763               | 52           | 6.82%         | 43                     |
| Sugar Loaf 5                        | 822               | 60           | 7.30%         | 36                     |
| Sugar Loaf 6                        | 757               | 40           | 5.28%         | 29                     |
| <b>SUGAR LOAF TOWNSHIP TOTALS</b>   | <b>4,752</b>      | <b>309</b>   | <b>6.50%</b>  | <b>233</b>             |
| Stites 1                            | 499               | 84           | 16.83%        | 68                     |
| <b>STITES TOWNSHIP TOTALS</b>       | <b>499</b>        | <b>84</b>    | <b>16.83%</b> | <b>68</b>              |
| Engelmann 1                         | 546               | 19           | 3.48%         | 15                     |
| <b>ENGELMANN TOWNSHIP TOTALS</b>    | <b>546</b>        | <b>19</b>    | <b>3.48%</b>  | <b>15</b>              |
| Fayetteville 1                      | 450               | 30           | 6.67%         | 23                     |
| Fayetteville 2                      | 709               | 29           | 4.09%         | 24                     |
| <b>FAYETTEVILLE TOWNSHIP TOTALS</b> | <b>1,159</b>      | <b>59</b>    | <b>5.09%</b>  | <b>47</b>              |

**General Primary**  
**March 18, 2014**  
 Thomas Holbrook  
 St. Clair County Clerk

**St. Clair County**  
 For County Assessor  
 (Vote for ONE)

|  | REGISTERED VOTERS | BALLOTS CAST  | TURNOUT      | JENNIFER GOMRIC MINTON |
|--|-------------------|---------------|--------------|------------------------|
| Marissa 1                              | 495               | 20            | 4.04%        | 16                     |
| Marissa 2                              | 551               | 33            | 5.99%        | 21                     |
| Marissa 3                              | 572               | 25            | 4.37%        | 19                     |
| <b>MARISSA TOWNSHIP TOTALS</b>         | <b>1,618</b>      | <b>78</b>     | <b>4.82%</b> | <b>56</b>              |
| Freeburg 1                             | 1,223             | 50            | 4.09%        | 32                     |
| Freeburg 2                             | 1,164             | 47            | 4.04%        | 37                     |
| Freeburg 3                             | 1,120             | 72            | 6.43%        | 58                     |
| <b>FREEBURG TOWNSHIP TOTALS</b>        | <b>3,507</b>      | <b>169</b>    | <b>4.82%</b> | <b>127</b>             |
| New Athens 1                           | 871               | 30            | 3.44%        | 23                     |
| New Athens 2                           | 862               | 30            | 3.48%        | 21                     |
| <b>NEW ATHENS TOWNSHIP TOTALS</b>      | <b>1,733</b>      | <b>60</b>     | <b>3.46%</b> | <b>44</b>              |
| Lenzburg 1                             | 672               | 44            | 6.55%        | 34                     |
| <b>LENZBURG TOWNSHIP TOTALS</b>        | <b>672</b>        | <b>44</b>     | <b>6.55%</b> | <b>34</b>              |
| Prairie Du Long 1                      | 799               | 28            | 3.50%        | 26                     |
| Prairie Du Long 2                      | 962               | 58            | 6.03%        | 53                     |
| <b>PRAIRIE DU LONG TOWNSHIP TOTALS</b> | <b>1,761</b>      | <b>86</b>     | <b>4.88%</b> | <b>79</b>              |
| Smithton 1                             | 1,274             | 108           | 8.48%        | 87                     |
| Smithton 2                             | 791               | 65            | 8.22%        | 55                     |
| Smithton 3                             | 1,044             | 42            | 4.02%        | 35                     |
| <b>SMITHTON TOWNSHIP TOTALS</b>        | <b>3,109</b>      | <b>215</b>    | <b>6.92%</b> | <b>177</b>             |
| Millstadt 1                            | 1,047             | 50            | 4.78%        | 44                     |
| Millstadt 2                            | 1,404             | 62            | 4.42%        | 43                     |
| Millstadt 3                            | 559               | 35            | 6.26%        | 30                     |
| Millstadt 4                            | 848               | 38            | 4.48%        | 30                     |
| Millstadt 5                            | 925               | 46            | 4.97%        | 31                     |
| <b>MILLSTADT TOWNSHIP TOTALS</b>       | <b>4,783</b>      | <b>231</b>    | <b>4.83%</b> | <b>178</b>             |
| <b>ST. CLAIR TOTALS</b>                | <b>152,184</b>    | <b>11,080</b> | <b>7.28%</b> | <b>8,759</b>           |
| Precinct 01                            | 1,382             | 429           | 31.04%       | 161                    |
| Precinct 02                            | 828               | 253           | 30.56%       | 198                    |
| Precinct 03                            | 704               | 147           | 20.88%       | 86                     |



**General Primary**  
**March 18, 2014**  
 Thomas Holbrook  
 St. Clair County Clerk

**St. Clair County**  
 For County Assessor  
 (Vote for ONE)

|  | REGISTERED VOTERS | BALLOTS CAST  | TURNOUT       | JENNIFER GOMRIC MINTON |
|--|-------------------|---------------|---------------|------------------------|
| Precinct 04                            | 893               | 199           | 22.28%        | 121                    |
| Precinct 05                            | 737               | 139           | 18.86%        | 108                    |
| Precinct 06                            | 559               | 160           | 28.62%        | 115                    |
| Precinct 07                            | 496               | 117           | 23.59%        | 78                     |
| Precinct 08                            | 505               | 112           | 22.18%        | 79                     |
| Precinct 09                            | 668               | 96            | 14.37%        | 68                     |
| Precinct 10                            | 625               | 194           | 31.04%        | 67                     |
| Precinct 11                            | 728               | 210           | 28.85%        | 83                     |
| Precinct 12                            | 1,029             | 274           | 26.63%        | 156                    |
| Precinct 13                            | 1,143             | 231           | 20.21%        | 152                    |
| Precinct 14                            | 796               | 171           | 21.48%        | 127                    |
| Precinct 15                            | 803               | 275           | 34.25%        | 158                    |
| Precinct 16                            | 765               | 235           | 30.72%        | 171                    |
| Precinct 17                            | 934               | 127           | 13.60%        | 95                     |
| Precinct 18                            | 467               | 141           | 30.19%        | 109                    |
| Precinct 19                            | 737               | 188           | 25.51%        | 142                    |
| Precinct 20                            | 797               | 174           | 21.83%        | 114                    |
| Precinct 21                            | 824               | 192           | 23.30%        | 132                    |
| Precinct 22                            | 427               | 207           | 48.48%        | 157                    |
| Precinct 23                            | 885               | 125           | 14.12%        | 99                     |
| Precinct 24                            | 416               | 113           | 27.16%        | 96                     |
| Precinct 25                            | 830               | 394           | 47.47%        | 163                    |
| <b>CITY OF E. ST. LOUIS<br/>TOTALS</b> | <b>18,978</b>     | <b>4,903</b>  | <b>25.84%</b> | <b>3,035</b>           |
| <b>TOTALS</b>                          | <b>171,162</b>    | <b>15,983</b> | <b>9.34%</b>  | <b>11,794</b>          |

**General Primary**  
**March 18, 2014**  
 Thomas Holbrook  
 St. Clair County Clerk

**St. Clair County**  
 For County Board Of Review  
 (Vote for ONE)

|               | REGISTERED VOTERS | BALLOTS CAST | TURNOUT | CHARLOTTE R MOORE |
|---------------|-------------------|--------------|---------|-------------------|
| Belleville 1  | 566               | 34           | 6.01%   | 25                |
| Belleville 2  | 1,103             | 30           | 2.72%   | 24                |
| Belleville 3  | 822               | 58           | 7.06%   | 36                |
| Belleville 4  | 730               | 47           | 6.44%   | 40                |
| Belleville 5  | 798               | 72           | 9.02%   | 60                |
| Belleville 6  | 734               | 46           | 6.27%   | 41                |
| Belleville 7  | 753               | 57           | 7.57%   | 42                |
| Belleville 8  | 596               | 33           | 5.54%   | 23                |
| Belleville 9  | 566               | 33           | 5.83%   | 27                |
| Belleville 10 | 586               | 29           | 4.95%   | 19                |
| Belleville 11 | 576               | 33           | 5.73%   | 24                |
| Belleville 12 | 745               | 41           | 5.50%   | 37                |
| Belleville 13 | 914               | 65           | 7.11%   | 46                |
| Belleville 14 | 881               | 38           | 4.31%   | 30                |
| Belleville 15 | 639               | 51           | 7.98%   | 45                |
| Belleville 16 | 782               | 57           | 7.29%   | 51                |
| Belleville 17 | 646               | 48           | 7.43%   | 36                |
| Belleville 18 | 616               | 34           | 5.52%   | 20                |
| Belleville 19 | 689               | 31           | 4.50%   | 25                |
| Belleville 20 | 754               | 47           | 6.23%   | 42                |
| Belleville 21 | 708               | 58           | 8.19%   | 43                |
| Belleville 22 | 1,185             | 88           | 7.43%   | 57                |
| Belleville 23 | 783               | 53           | 6.77%   | 40                |
| Belleville 24 | 899               | 46           | 5.12%   | 37                |
| Belleville 25 | 692               | 27           | 3.90%   | 17                |
| Belleville 26 | 1,263             | 38           | 3.01%   | 31                |
| Belleville 27 | 594               | 41           | 6.90%   | 34                |
| Belleville 28 | 668               | 59           | 8.83%   | 49                |
| Belleville 29 | 612               | 45           | 7.35%   | 35                |
| Belleville 30 | 523               | 30           | 5.74%   | 23                |
| Belleville 31 | 873               | 44           | 5.04%   | 37                |
| Belleville 32 | 790               | 50           | 6.33%   | 34                |
| Belleville 33 | 718               | 101          | 14.07%  | 81                |
| Belleville 34 | 319               | 22           | 6.90%   | 20                |
| Belleville 35 | 1,067             | 68           | 6.37%   | 46                |

**General Primary**  
**March 18, 2014**  
 Thomas Holbrook  
 St. Clair County Clerk

**St. Clair County**  
 For County Board Of Review  
 (Vote for ONE)

|                                      | REGISTERED VOTERS | BALLOTS CAST | TURNOUT      | CHARLOTTE R MOORE |
|--------------------------------------|-------------------|--------------|--------------|-------------------|
| <b>BELLEVILLE TOWNSHIP TOTALS</b>    | <b>26,190</b>     | <b>1,654</b> | <b>6.32%</b> | <b>1,277</b>      |
| Mascoutah 1                          | 1,077             | 30           | 2.79%        | 21                |
| Mascoutah 2                          | 1,391             | 43           | 3.09%        | 32                |
| Mascoutah 3                          | 1,501             | 30           | 2.00%        | 24                |
| Mascoutah 4                          | 1,183             | 39           | 3.30%        | 28                |
| <b>MASCOUTAH TOWNSHIP TOTALS</b>     | <b>5,152</b>      | <b>142</b>   | <b>2.76%</b> | <b>105</b>        |
| Lebanon 1                            | 1,399             | 71           | 5.08%        | 58                |
| Lebanon 2                            | 677               | 47           | 6.94%        | 42                |
| Lebanon 3                            | 534               | 9            | 1.69%        | 7                 |
| <b>LEBANON TOWNSHIP TOTALS</b>       | <b>2,610</b>      | <b>127</b>   | <b>4.87%</b> | <b>107</b>        |
| Shiloh Valley 1                      | 1,433             | 52           | 3.63%        | 40                |
| Shiloh Valley 2                      | 820               | 9            | 1.10%        | 7                 |
| Shiloh Valley 3                      | 561               | 11           | 1.96%        | 10                |
| Shiloh Valley 4                      | 592               | 13           | 2.20%        | 11                |
| Shiloh Valley 5                      | 1,481             | 57           | 3.85%        | 49                |
| <b>SHILOH VALLEY TOWNSHIP TOTALS</b> | <b>4,887</b>      | <b>142</b>   | <b>2.91%</b> | <b>117</b>        |
| O Fallon 1                           | 969               | 44           | 4.54%        | 36                |
| O Fallon 2                           | 959               | 45           | 4.69%        | 36                |
| O Fallon 3                           | 640               | 18           | 2.81%        | 13                |
| O Fallon 4                           | 509               | 33           | 6.48%        | 27                |
| O Fallon 5                           | 1,020             | 19           | 1.86%        | 17                |
| O Fallon 6                           | 792               | 31           | 3.91%        | 25                |
| O Fallon 7                           | 1,053             | 33           | 3.13%        | 24                |
| O Fallon 8                           | 1,378             | 35           | 2.54%        | 26                |
| O Fallon 9                           | 929               | 24           | 2.58%        | 13                |
| O Fallon 10                          | 957               | 20           | 2.09%        | 18                |
| O Fallon 11                          | 950               | 30           | 3.16%        | 26                |
| O Fallon 12                          | 1,140             | 35           | 3.07%        | 32                |
| O Fallon 13                          | 1,108             | 46           | 4.15%        | 39                |
| O Fallon 14                          | 805               | 25           | 3.11%        | 18                |
| O Fallon 15                          | 1,081             | 23           | 2.13%        | 17                |
| O Fallon 16                          | 1,013             | 31           | 3.06%        | 27                |

**General Primary**  
**March 18, 2014**  
 Thomas Holbrook  
 St. Clair County Clerk

**St. Clair County**  
 For County Board Of Review  
 (Vote for ONE)

|                                     | REGISTERED VOTERS | BALLOTS CAST | TURNOUT      | CHARLOTTE R MOORE |
|-------------------------------------|-------------------|--------------|--------------|-------------------|
| O Fallon 17                         | 753               | 32           | 4.25%        | 30                |
| O Fallon 18                         | 579               | 25           | 4.32%        | 18                |
| <b>O'FALLON TOWNSHIP<br/>TOTALS</b> | <b>16,635</b>     | <b>549</b>   | <b>3.30%</b> | <b>442</b>        |
| St Clair 1                          | 548               | 16           | 2.92%        | 11                |
| St Clair 2                          | 690               | 28           | 4.06%        | 25                |
| St Clair 3                          | 641               | 37           | 5.77%        | 29                |
| St Clair 4                          | 356               | 20           | 5.62%        | 11                |
| St Clair 5                          | 614               | 47           | 7.65%        | 34                |
| St Clair 6                          | 671               | 21           | 3.13%        | 18                |
| St Clair 7                          | 469               | 22           | 4.69%        | 18                |
| St Clair 8                          | 1,026             | 62           | 6.04%        | 55                |
| St Clair 9                          | 897               | 53           | 5.91%        | 39                |
| St Clair 10                         | 441               | 21           | 4.76%        | 11                |
| St Clair 11                         | 516               | 19           | 3.68%        | 14                |
| St Clair 12                         | 1,030             | 29           | 2.82%        | 25                |
| St Clair 13                         | 741               | 52           | 7.02%        | 36                |
| St Clair 14                         | 662               | 19           | 2.87%        | 16                |
| St Clair 15                         | 1,114             | 60           | 5.39%        | 47                |
| St Clair 16                         | 962               | 51           | 5.30%        | 47                |
| St Clair 17                         | 405               | 19           | 4.69%        | 14                |
| St Clair 18                         | 595               | 19           | 3.19%        | 18                |
| St Clair 19                         | 548               | 27           | 4.93%        | 13                |
| St Clair 20                         | 729               | 50           | 6.86%        | 41                |
| St Clair 21                         | 613               | 30           | 4.89%        | 23                |
| St Clair 22                         | 486               | 18           | 3.70%        | 17                |
| St Clair 23                         | 1,027             | 48           | 4.67%        | 42                |
| St Clair 24                         | 643               | 20           | 3.11%        | 18                |
| St Clair 25                         | 1,063             | 50           | 4.70%        | 43                |
| St Clair 26                         | 796               | 30           | 3.77%        | 24                |
| St Clair 27                         | 805               | 28           | 3.48%        | 23                |
| St Clair 28                         | 875               | 59           | 6.74%        | 44                |
| St Clair 29                         | 788               | 30           | 3.81%        | 25                |
| St Clair 30                         | 675               | 53           | 7.85%        | 43                |
| St Clair 31                         | 754               | 28           | 3.71%        | 24                |

**General Primary**  
**March 18, 2014**  
 Thomas Holbrook  
 St. Clair County Clerk

**St. Clair County**  
 For County Board Of Review  
 (Vote for ONE)

|                                   | REGISTERED VOTERS | BALLOTS CAST | TURNOUT      | CHARLOTTE R MOORE |
|-----------------------------------|-------------------|--------------|--------------|-------------------|
| St Clair 32                       | 530               | 11           | 2.08%        | 6                 |
| St Clair 33                       | 750               | 33           | 4.40%        | 26                |
| <b>ST. CLAIR TOWNSHIP TOTALS</b>  | <b>23,460</b>     | <b>1,110</b> | <b>4.73%</b> | <b>880</b>        |
| Caseyville 1                      | 951               | 75           | 7.89%        | 64                |
| Caseyville 2                      | 1,063             | 49           | 4.61%        | 35                |
| Caseyville 3                      | 656               | 119          | 18.14%       | 97                |
| Caseyville 4                      | 732               | 126          | 17.21%       | 94                |
| Caseyville 5                      | 1,518             | 88           | 5.80%        | 67                |
| Caseyville 6                      | 552               | 38           | 6.88%        | 31                |
| Caseyville 7                      | 643               | 69           | 10.73%       | 50                |
| Caseyville 8                      | 828               | 154          | 18.60%       | 124               |
| Caseyville 9                      | 1,019             | 119          | 11.68%       | 99                |
| Caseyville 10                     | 536               | 22           | 4.10%        | 20                |
| Caseyville 11                     | 639               | 51           | 7.98%        | 42                |
| Caseyville 12                     | 1,549             | 46           | 2.97%        | 36                |
| Caseyville 13                     | 796               | 67           | 8.42%        | 50                |
| Caseyville 14                     | 603               | 84           | 13.93%       | 58                |
| Caseyville 15                     | 464               | 84           | 18.10%       | 69                |
| Caseyville 16                     | 393               | 29           | 7.38%        | 26                |
| Caseyville 17                     | 308               | 24           | 7.79%        | 18                |
| Caseyville 18                     | 450               | 48           | 10.67%       | 38                |
| Caseyville 19                     | 522               | 117          | 22.41%       | 88                |
| Caseyville 20                     | 487               | 87           | 17.86%       | 67                |
| Caseyville 21                     | 732               | 24           | 3.28%        | 21                |
| Caseyville 22                     | 490               | 24           | 4.90%        | 21                |
| Caseyville 23                     | 908               | 50           | 5.51%        | 47                |
| Caseyville 24                     | 692               | 37           | 5.35%        | 32                |
| Caseyville 25                     | 845               | 33           | 3.91%        | 33                |
| Caseyville 26                     | 1,425             | 72           | 5.05%        | 58                |
| Caseyville 27                     | 1,198             | 45           | 3.76%        | 42                |
| <b>CASEYVILLE TOWNSHIP TOTALS</b> | <b>20,999</b>     | <b>1,781</b> | <b>8.48%</b> | <b>1,427</b>      |
| Stookey 1                         | 1,555             | 56           | 3.60%        | 45                |
| Stookey 2                         | 801               | 41           | 5.12%        | 30                |
| Stookey 3                         | 464               | 19           | 4.09%        | 11                |

**General Primary**  
**March 18, 2014**  
 Thomas Holbrook  
 St. Clair County Clerk

**St. Clair County**  
 For County Board Of Review  
 (Vote for ONE)

|                                | REGISTERED VOTERS | BALLOTS CAST | TURNOUT      | CHARLOTTE R MOORE |
|--------------------------------|-------------------|--------------|--------------|-------------------|
| Stookey 4                      | 617               | 46           | 7.46%        | 33                |
| Stookey 5                      | 341               | 23           | 6.74%        | 20                |
| Stookey 6                      | 929               | 54           | 5.81%        | 46                |
| Stookey 7                      | 620               | 30           | 4.84%        | 20                |
| Stookey 8                      | 428               | 28           | 6.54%        | 26                |
| Stookey 9                      | 832               | 67           | 8.05%        | 53                |
| Stookey 10                     | 701               | 48           | 6.85%        | 27                |
| <b>STOOKEY TOWNSHIP TOTALS</b> | <b>7,288</b>      | <b>412</b>   | <b>5.65%</b> | <b>311</b>        |
| Centreville 1                  | 621               | 43           | 6.92%        | 35                |
| Centreville 2                  | 492               | 193          | 39.23%       | 128               |
| Centreville 3                  | 459               | 47           | 10.24%       | 40                |
| Centreville 4                  | 762               | 62           | 8.14%        | 48                |
| Centreville 5                  | 323               | 43           | 13.31%       | 32                |
| Centreville 6                  | 468               | 49           | 10.47%       | 47                |
| Centreville 7                  | 252               | 101          | 40.08%       | 83                |
| Centreville 8                  | 455               | 50           | 10.99%       | 45                |
| Centreville 9                  | 631               | 56           | 8.87%        | 44                |
| Centreville 10                 | 407               | 31           | 7.62%        | 29                |
| Centreville 11                 | 269               | 36           | 13.38%       | 34                |
| Centreville 12                 | 1,033             | 80           | 7.74%        | 66                |
| Centreville 13                 | 867               | 122          | 14.07%       | 99                |
| Centreville 14                 | 668               | 35           | 5.24%        | 30                |
| Centreville 15                 | 645               | 108          | 16.74%       | 84                |
| Centreville 16                 | 553               | 24           | 4.34%        | 20                |
| Centreville 17                 | 335               | 30           | 8.96%        | 28                |
| Centreville 18                 | 716               | 53           | 7.40%        | 39                |
| Centreville 19                 | 597               | 78           | 13.07%       | 72                |
| Centreville 20                 | 762               | 58           | 7.61%        | 49                |
| Centreville 21                 | 424               | 13           | 3.07%        | 11                |
| Centreville 22                 | 453               | 25           | 5.52%        | 24                |
| Centreville 23                 | 616               | 198          | 32.14%       | 168               |
| Centreville 24                 | 826               | 52           | 6.30%        | 40                |
| Centreville 25                 | 961               | 200          | 20.81%       | 160               |
| Centreville 26                 | 651               | 214          | 32.87%       | 170               |

**General Primary**  
**March 18, 2014**  
 Thomas Holbrook  
 St. Clair County Clerk

**St. Clair County**  
 For County Board Of Review  
 (Vote for ONE)

|                                     | REGISTERED VOTERS | BALLOTS CAST | TURNOUT       | CHARLOTTE R MOORE |
|-------------------------------------|-------------------|--------------|---------------|-------------------|
| Centreville 27                      | 533               | 276          | 51.78%        | 175               |
| <b>CENTREVILLE TOWNSHIP TOTALS</b>  | <b>15,779</b>     | <b>2,277</b> | <b>14.43%</b> | <b>1,800</b>      |
| Canteen 1                           | 607               | 292          | 48.11%        | 210               |
| Canteen 2                           | 618               | 159          | 25.73%        | 127               |
| Canteen 3                           | 171               | 66           | 38.60%        | 57                |
| Canteen 4                           | 234               | 97           | 41.45%        | 63                |
| Canteen 5                           | 343               | 202          | 58.89%        | 96                |
| Canteen 6                           | 294               | 109          | 37.07%        | 61                |
| Canteen 7                           | 445               | 94           | 21.12%        | 64                |
| Canteen 8                           | 263               | 38           | 14.45%        | 30                |
| Canteen 9                           | 452               | 86           | 19.03%        | 63                |
| Canteen 10                          | 376               | 111          | 29.52%        | 87                |
| Canteen 11                          | 146               | 38           | 26.03%        | 24                |
| Canteen 12                          | 416               | 127          | 30.53%        | 93                |
| Canteen 13                          | 496               | 92           | 18.55%        | 61                |
| Canteen 14                          | 184               | 21           | 11.41%        | 13                |
| <b>CANTEEN TOWNSHIP TOTALS</b>      | <b>5,045</b>      | <b>1,532</b> | <b>30.37%</b> | <b>1,049</b>      |
| Sugar Loaf 1                        | 1,181             | 64           | 5.42%         | 46                |
| Sugar Loaf 2                        | 675               | 46           | 6.81%         | 38                |
| Sugar Loaf 3                        | 554               | 47           | 8.48%         | 33                |
| Sugar Loaf 4                        | 763               | 52           | 6.82%         | 43                |
| Sugar Loaf 5                        | 822               | 60           | 7.30%         | 34                |
| Sugar Loaf 6                        | 757               | 40           | 5.28%         | 26                |
| <b>SUGAR LOAF TOWNSHIP TOTALS</b>   | <b>4,752</b>      | <b>309</b>   | <b>6.50%</b>  | <b>220</b>        |
| Stites 1                            | 499               | 84           | 16.83%        | 75                |
| <b>STITES TOWNSHIP TOTALS</b>       | <b>499</b>        | <b>84</b>    | <b>16.83%</b> | <b>75</b>         |
| Engelmann 1                         | 546               | 19           | 3.48%         | 15                |
| <b>ENGELMANN TOWNSHIP TOTALS</b>    | <b>546</b>        | <b>19</b>    | <b>3.48%</b>  | <b>15</b>         |
| Fayetteville 1                      | 450               | 30           | 6.67%         | 18                |
| Fayetteville 2                      | 709               | 29           | 4.09%         | 24                |
| <b>FAYETTEVILLE TOWNSHIP TOTALS</b> | <b>1,159</b>      | <b>59</b>    | <b>5.09%</b>  | <b>42</b>         |

**General Primary**  
**March 18, 2014**  
 Thomas Holbrook  
 St. Clair County Clerk

**St. Clair County**  
 For County Board Of Review  
 (Vote for ONE)

|  | REGISTERED VOTERS | BALLOTS CAST  | TURNOUT      | CHARLOTTE R MOORE |
|--|-------------------|---------------|--------------|-------------------|
| Marissa 1                              | 495               | 20            | 4.04%        | 15                |
| Marissa 2                              | 551               | 33            | 5.99%        | 23                |
| Marissa 3                              | 572               | 25            | 4.37%        | 18                |
| <b>MARISSA TOWNSHIP TOTALS</b>         | <b>1,618</b>      | <b>78</b>     | <b>4.82%</b> | <b>56</b>         |
| Freeburg 1                             | 1,223             | 50            | 4.09%        | 27                |
| Freeburg 2                             | 1,164             | 47            | 4.04%        | 36                |
| Freeburg 3                             | 1,120             | 72            | 6.43%        | 52                |
| <b>FREEBURG TOWNSHIP TOTALS</b>        | <b>3,507</b>      | <b>169</b>    | <b>4.82%</b> | <b>115</b>        |
| New Athens 1                           | 871               | 30            | 3.44%        | 21                |
| New Athens 2                           | 862               | 30            | 3.48%        | 20                |
| <b>NEW ATHENS TOWNSHIP TOTALS</b>      | <b>1,733</b>      | <b>60</b>     | <b>3.46%</b> | <b>41</b>         |
| Lenzburg 1                             | 672               | 44            | 6.55%        | 33                |
| <b>LENZBURG TOWNSHIP TOTALS</b>        | <b>672</b>        | <b>44</b>     | <b>6.55%</b> | <b>33</b>         |
| Prairie Du Long 1                      | 799               | 28            | 3.50%        | 23                |
| Prairie Du Long 2                      | 962               | 58            | 6.03%        | 47                |
| <b>PRAIRIE DU LONG TOWNSHIP TOTALS</b> | <b>1,761</b>      | <b>86</b>     | <b>4.88%</b> | <b>70</b>         |
| Smithton 1                             | 1,274             | 108           | 8.48%        | 76                |
| Smithton 2                             | 791               | 65            | 8.22%        | 55                |
| Smithton 3                             | 1,044             | 42            | 4.02%        | 34                |
| <b>SMITHTON TOWNSHIP TOTALS</b>        | <b>3,109</b>      | <b>215</b>    | <b>6.92%</b> | <b>165</b>        |
| Millstadt 1                            | 1,047             | 50            | 4.78%        | 39                |
| Millstadt 2                            | 1,404             | 62            | 4.42%        | 40                |
| Millstadt 3                            | 559               | 35            | 6.26%        | 26                |
| Millstadt 4                            | 848               | 38            | 4.48%        | 26                |
| Millstadt 5                            | 925               | 46            | 4.97%        | 29                |
| <b>MILLSTADT TOWNSHIP TOTALS</b>       | <b>4,783</b>      | <b>231</b>    | <b>4.83%</b> | <b>160</b>        |
| <b>ST. CLAIR TOTALS</b>                | <b>152,184</b>    | <b>11,080</b> | <b>7.28%</b> | <b>8,507</b>      |
| Precinct 01                            | 1,382             | 429           | 31.04%       | 232               |
| Precinct 02                            | 828               | 253           | 30.56%       | 234               |
| Precinct 03                            | 704               | 147           | 20.88%       | 106               |



**General Primary**  
**March 18, 2014**  
 Thomas Holbrook  
 St. Clair County Clerk

**St. Clair County**  
 For County Board Of Review  
 (Vote for ONE)

|                             | REGISTERED VOTERS | BALLOTS CAST  | TURNOUT       | CHARLOTTE R MOORE |
|-----------------------------|-------------------|---------------|---------------|-------------------|
| Precinct 04                 | 893               | 199           | 22.28%        | 152               |
| Precinct 05                 | 737               | 139           | 18.86%        | 127               |
| Precinct 06                 | 559               | 160           | 28.62%        | 134               |
| Precinct 07                 | 496               | 117           | 23.59%        | 100               |
| Precinct 08                 | 505               | 112           | 22.18%        | 93                |
| Precinct 09                 | 668               | 96            | 14.37%        | 82                |
| Precinct 10                 | 625               | 194           | 31.04%        | 96                |
| Precinct 11                 | 728               | 210           | 28.85%        | 127               |
| Precinct 12                 | 1,029             | 274           | 26.63%        | 194               |
| Precinct 13                 | 1,143             | 231           | 20.21%        | 173               |
| Precinct 14                 | 796               | 171           | 21.48%        | 142               |
| Precinct 15                 | 803               | 275           | 34.25%        | 208               |
| Precinct 16                 | 765               | 235           | 30.72%        | 197               |
| Precinct 17                 | 934               | 127           | 13.60%        | 114               |
| Precinct 18                 | 467               | 141           | 30.19%        | 115               |
| Precinct 19                 | 737               | 188           | 25.51%        | 164               |
| Precinct 20                 | 797               | 174           | 21.83%        | 152               |
| Precinct 21                 | 824               | 192           | 23.30%        | 163               |
| Precinct 22                 | 427               | 207           | 48.48%        | 181               |
| Precinct 23                 | 885               | 125           | 14.12%        | 116               |
| Precinct 24                 | 416               | 113           | 27.16%        | 107               |
| Precinct 25                 | 830               | 394           | 47.47%        | 210               |
| <b>CITY OF E. ST. LOUIS</b> | <b>18,978</b>     | <b>4,903</b>  | <b>25.84%</b> | <b>3,719</b>      |
| <b>TOTALS</b>               |                   |               |               |                   |
| <b>TOTALS</b>               | <b>171,162</b>    | <b>15,983</b> | <b>9.34%</b>  | <b>12,226</b>     |

**CANVASS OF VOTES**  
**in St. Clair County, Illinois at the General Primary on Tuesday, March 18, 2014**


---

STATE OF ILLINOIS  
COUNTY OF ST. CLAIR

**St. Clair County**

I, Thomas Holbrook, St. Clair County Clerk, do hereby certify that the above is a correct copy of the Canvass of votes cast at the General Primary held in St. Clair County on Tuesday, March 18, 2014. This canvass was made by the County Canvassing Board of St. Clair County and is now on file in my office.

Dated: Tuesday, April 8, 2014

A handwritten signature in black ink that reads "Thomas Holbrook". The signature is written in a cursive style with a large, sweeping initial "T".

---

Thomas Holbrook, St. Clair County Clerk

General Primary  
March 18, 2014  
Official Democratic Canvass  
St. Clair County, Illinois



ESR 13  
(Clinton, Jackson, Marion & Washington  
Counties)

Dated: Tuesday, April 8, 2014

Issued by:

A handwritten signature in black ink that reads "Thomas Holbrook". The signature is written in a cursive style with a large, sweeping initial "T".

Thomas Holbrook  
St. Clair County Clerk

**General Primary**  
**March 18, 2014**  
Thomas Holbrook  
St. Clair County Clerk

**ESR 13**  
**(Clinton, Jackson, Marion & Washington Counties)**  
For Regional Superintendent Of Schools  
(Vote for ONE)

|                                      | REGISTERED VOTERS | BALLOTS CAST | TURNOUT      | KERI GARRETT |
|--------------------------------------|-------------------|--------------|--------------|--------------|
| Mascoutah 1                          | 1                 | 0            | 0.00%        | 0            |
| <b>MASCOUTAH TOWNSHIP<br/>TOTALS</b> | <b>1</b>          | <b>0</b>     | <b>0.00%</b> | <b>0</b>     |
| <b>ST. CLAIR TOTALS</b>              | <b>1</b>          | <b>0</b>     | <b>0.00%</b> | <b>0</b>     |
| <b>TOTALS</b>                        | <b>1</b>          | <b>0</b>     | <b>0.00%</b> | <b>0</b>     |

**CANVASS OF VOTES**  
**in St. Clair County, Illinois at the General Primary on Tuesday, March 18, 2014**

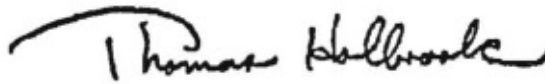
---

STATE OF ILLINOIS  
COUNTY OF ST. CLAIR

**ESR 13**  
**(Clinton, Jackson, Marion & Washington Counties)**

I, Thomas Holbrook, St. Clair County Clerk, do hereby certify that the above is a correct copy of the Canvass of votes cast at the General Primary held in St. Clair County on Tuesday, March 18, 2014. This canvass was made by the County Canvassing Board of St. Clair County and is now on file in my office.

Dated: Tuesday, April 8, 2014

A handwritten signature in black ink that reads "Thomas Holbrook". The signature is written in a cursive style with a large, sweeping arch over the first name.

---

Thomas Holbrook, St. Clair County Clerk

General Primary  
March 18, 2014  
Official Democratic Canvass  
St. Clair County, Illinois



ESR 41  
(Madison County)

Dated: Tuesday, April 8, 2014  
Issued by:

A handwritten signature in black ink that reads "Thomas Holbrook". The signature is written in a cursive style with a large, sweeping initial "T".

Thomas Holbrook  
St. Clair County Clerk

**General Primary**  
**March 18, 2014**  
 Thomas Holbrook  
 St. Clair County Clerk

**ESR 41**  
**(Madison County)**  
 For Regional Superintendent Of Schools  
 (Vote for ONE)

|                                   | REGISTERED VOTERS | BALLOTS CAST | TURNOUT       | ROBERT A DAIBER |
|-----------------------------------|-------------------|--------------|---------------|-----------------|
| Caseyville 1                      | 930               | 70           | 7.53%         | 60              |
| Caseyville 5                      | 1,518             | 88           | 5.80%         | 63              |
| Caseyville 6                      | 552               | 38           | 6.88%         | 30              |
| Caseyville 7                      | 643               | 69           | 10.73%        | 53              |
| Caseyville 8                      | 14                | 1            | 7.14%         | 1               |
| Caseyville 11                     | 45                | 0            | 0.00%         | 0               |
| Caseyville 16                     | 393               | 29           | 7.38%         | 25              |
| Caseyville 17                     | 308               | 24           | 7.79%         | 16              |
| Caseyville 18                     | 429               | 46           | 10.72%        | 34              |
| Caseyville 21                     | 208               | 9            | 4.33%         | 7               |
| <b>CASEYVILLE TOWNSHIP TOTALS</b> | <b>5,040</b>      | <b>374</b>   | <b>7.42%</b>  | <b>289</b>      |
| Canteen 1                         | 481               | 262          | 54.47%        | 179             |
| Canteen 9                         | 429               | 85           | 19.81%        | 59              |
| Canteen 12                        | 416               | 127          | 30.53%        | 85              |
| Canteen 13                        | 12                | 1            | 8.33%         | 1               |
| <b>CANTEEN TOWNSHIP TOTALS</b>    | <b>1,338</b>      | <b>475</b>   | <b>35.50%</b> | <b>324</b>      |
| <b>ST. CLAIR TOTALS</b>           | <b>6,378</b>      | <b>849</b>   | <b>13.31%</b> | <b>613</b>      |
| <b>TOTALS</b>                     | <b>6,378</b>      | <b>849</b>   | <b>13.31%</b> | <b>613</b>      |

**CANVASS OF VOTES**  
**in St. Clair County, Illinois at the General Primary on Tuesday, March 18, 2014**

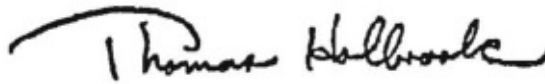
---

STATE OF ILLINOIS  
COUNTY OF ST. CLAIR

**ESR 41**  
**(Madison County)**

I, Thomas Holbrook, St. Clair County Clerk, do hereby certify that the above is a correct copy of the Canvass of votes cast at the General Primary held in St. Clair County on Tuesday, March 18, 2014. This canvass was made by the County Canvassing Board of St. Clair County and is now on file in my office.

Dated: Tuesday, April 8, 2014

A handwritten signature in black ink that reads "Thomas Holbrook". The signature is written in a cursive style with a large, sweeping arch over the first name.

---

Thomas Holbrook, St. Clair County Clerk



General Primary  
March 18, 2014  
Official Democratic Canvass  
St. Clair County, Illinois



ESR 45  
(Monroe & Randolph Counties)

Dated: Tuesday, April 8, 2014  
Issued by:

A handwritten signature in black ink that reads "Thomas Holbrook". The signature is written in a cursive style with a large, sweeping initial "T".

Thomas Holbrook  
St. Clair County Clerk

**General Primary**  
**March 18, 2014**  
 Thomas Holbrook  
 St. Clair County Clerk

**ESR 45**  
**(Monroe & Randolph Counties)**  
 For Regional Superintendent Of Schools  
 (Vote for ONE)

|  | REGISTERED VOTERS | BALLOTS CAST | TURNOUT      | NO CANDIDATE |
|--|-------------------|--------------|--------------|--------------|
| Sugar Loaf 1                               | 478               | 0            | 0.00%        | 0            |
| <b>SUGAR LOAF TOWNSHIP<br/>TOTALS</b>      | <b>478</b>        | <b>0</b>     | <b>0.00%</b> | <b>0</b>     |
| Lenzburg 1                                 | 0                 | 0            | 0.00%        | 0            |
| <b>LENZBURG TOWNSHIP<br/>TOTALS</b>        | <b>0</b>          | <b>0</b>     | <b>0.00%</b> | <b>0</b>     |
| Prairie Du Long 1                          | 25                | 0            | 0.00%        | 0            |
| <b>PRAIRIE DU LONG<br/>TOWNSHIP TOTALS</b> | <b>25</b>         | <b>0</b>     | <b>0.00%</b> | <b>0</b>     |
| Millstadt 2                                | 17                | 0            | 0.00%        | 0            |
| Millstadt 3                                | 112               | 0            | 0.00%        | 0            |
| Millstadt 4                                | 65                | 0            | 0.00%        | 0            |
| <b>MILLSTADT TOWNSHIP<br/>TOTALS</b>       | <b>194</b>        | <b>0</b>     | <b>0.00%</b> | <b>0</b>     |
| <b>ST. CLAIR TOTALS</b>                    | <b>697</b>        | <b>0</b>     | <b>0.00%</b> | <b>0</b>     |
| <b>TOTALS</b>                              | <b>697</b>        | <b>0</b>     | <b>0.00%</b> | <b>0</b>     |

**General Primary**  
**March 18, 2014**  
 Thomas Holbrook  
 St. Clair County Clerk

**ESR 45**  
**(Monroe & Randolph Counties)**  
 For Regional Superintendent Of Schools  
 (For an Unexpired Term)  
 (Vote for ONE)

|  | REGISTERED VOTERS | BALLOTS CAST | TURNOUT      | NO CANDIDATE |
|--|-------------------|--------------|--------------|--------------|
| Sugar Loaf 1                           | 478               | 0            | 0.00%        | 0            |
| <b>SUGAR LOAF TOWNSHIP TOTALS</b>      | <b>478</b>        | <b>0</b>     | <b>0.00%</b> | <b>0</b>     |
| Lenzburg 1                             | 0                 | 0            | 0.00%        | 0            |
| <b>LENZBURG TOWNSHIP TOTALS</b>        | <b>0</b>          | <b>0</b>     | <b>0.00%</b> | <b>0</b>     |
| Prairie Du Long 1                      | 25                | 0            | 0.00%        | 0            |
| <b>PRAIRIE DU LONG TOWNSHIP TOTALS</b> | <b>25</b>         | <b>0</b>     | <b>0.00%</b> | <b>0</b>     |
| Millstadt 2                            | 17                | 0            | 0.00%        | 0            |
| Millstadt 3                            | 112               | 0            | 0.00%        | 0            |
| Millstadt 4                            | 65                | 0            | 0.00%        | 0            |
| <b>MILLSTADT TOWNSHIP TOTALS</b>       | <b>194</b>        | <b>0</b>     | <b>0.00%</b> | <b>0</b>     |
| <b>ST. CLAIR TOTALS</b>                | <b>697</b>        | <b>0</b>     | <b>0.00%</b> | <b>0</b>     |
| <b>TOTALS</b>                          | <b>697</b>        | <b>0</b>     | <b>0.00%</b> | <b>0</b>     |

**CANVASS OF VOTES**  
**in St. Clair County, Illinois at the General Primary on Tuesday, March 18, 2014**

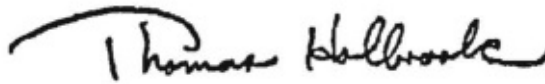
---

STATE OF ILLINOIS  
COUNTY OF ST. CLAIR

**ESR 45**  
**(Monroe & Randolph Counties)**

I, Thomas Holbrook, St. Clair County Clerk, do hereby certify that the above is a correct copy of the Canvass of votes cast at the General Primary held in St. Clair County on Tuesday, March 18, 2014. This canvass was made by the County Canvassing Board of St. Clair County and is now on file in my office.

Dated: Tuesday, April 8, 2014



---

Thomas Holbrook, St. Clair County Clerk

General Primary  
March 18, 2014  
Official Democratic Canvass  
St. Clair County, Illinois



ESR 50  
(St. Clair)

Dated: Tuesday, April 8, 2014  
Issued by:

A handwritten signature in black ink that reads "Thomas Holbrook". The signature is written in a cursive style with a large, sweeping initial "T".

Thomas Holbrook  
St. Clair County Clerk

**General Primary**  
**March 18, 2014**  
 Thomas Holbrook  
 St. Clair County Clerk

**ESR 50**  
**(St. Clair)**  
 ESR  
 (St. Clair County)  
 (Vote for ONE)

|               | REGISTERED VOTERS | BALLOTS CAST | TURNOUT | SUSAN SARFATY |
|---------------|-------------------|--------------|---------|---------------|
| Belleville 1  | 566               | 34           | 6.01%   | 26            |
| Belleville 2  | 1,103             | 30           | 2.72%   | 25            |
| Belleville 3  | 822               | 58           | 7.06%   | 37            |
| Belleville 4  | 730               | 47           | 6.44%   | 41            |
| Belleville 5  | 798               | 72           | 9.02%   | 57            |
| Belleville 6  | 734               | 46           | 6.27%   | 42            |
| Belleville 7  | 753               | 57           | 7.57%   | 44            |
| Belleville 8  | 596               | 33           | 5.54%   | 25            |
| Belleville 9  | 566               | 33           | 5.83%   | 26            |
| Belleville 10 | 586               | 29           | 4.95%   | 22            |
| Belleville 11 | 576               | 33           | 5.73%   | 27            |
| Belleville 12 | 745               | 41           | 5.50%   | 39            |
| Belleville 13 | 914               | 65           | 7.11%   | 50            |
| Belleville 14 | 881               | 38           | 4.31%   | 33            |
| Belleville 15 | 639               | 51           | 7.98%   | 43            |
| Belleville 16 | 782               | 57           | 7.29%   | 52            |
| Belleville 17 | 646               | 48           | 7.43%   | 38            |
| Belleville 18 | 616               | 34           | 5.52%   | 20            |
| Belleville 19 | 689               | 31           | 4.50%   | 25            |
| Belleville 20 | 754               | 47           | 6.23%   | 40            |
| Belleville 21 | 708               | 58           | 8.19%   | 47            |
| Belleville 22 | 1,185             | 88           | 7.43%   | 59            |
| Belleville 23 | 783               | 53           | 6.77%   | 42            |
| Belleville 24 | 899               | 46           | 5.12%   | 38            |
| Belleville 25 | 692               | 27           | 3.90%   | 17            |
| Belleville 26 | 1,263             | 38           | 3.01%   | 34            |
| Belleville 27 | 594               | 41           | 6.90%   | 33            |
| Belleville 28 | 668               | 59           | 8.83%   | 53            |
| Belleville 29 | 612               | 45           | 7.35%   | 36            |
| Belleville 30 | 523               | 30           | 5.74%   | 22            |
| Belleville 31 | 873               | 44           | 5.04%   | 39            |
| Belleville 32 | 790               | 50           | 6.33%   | 36            |
| Belleville 33 | 718               | 101          | 14.07%  | 80            |
| Belleville 34 | 319               | 22           | 6.90%   | 20            |
| Belleville 35 | 1,067             | 68           | 6.37%   | 51            |

**General Primary  
March 18, 2014**  
Thomas Holbrook  
St. Clair County Clerk

**ESR 50  
(St. Clair)  
ESR  
(St. Clair County)  
(Vote for ONE)**

|                                      | REGISTERED VOTERS | BALLOTS CAST | TURNOUT      | SUSAN SARFATY |
|--------------------------------------|-------------------|--------------|--------------|---------------|
| <b>BELLEVILLE TOWNSHIP TOTALS</b>    | <b>26,190</b>     | <b>1,654</b> | <b>6.32%</b> | <b>1,319</b>  |
| Mascoutah 1                          | 1,076             | 30           | 2.79%        | 24            |
| Mascoutah 2                          | 1,391             | 43           | 3.09%        | 36            |
| Mascoutah 3                          | 1,501             | 30           | 2.00%        | 24            |
| Mascoutah 4                          | 1,183             | 39           | 3.30%        | 29            |
| <b>MASCOUTAH TOWNSHIP TOTALS</b>     | <b>5,151</b>      | <b>142</b>   | <b>2.76%</b> | <b>113</b>    |
| Lebanon 1                            | 1,399             | 71           | 5.08%        | 63            |
| Lebanon 2                            | 677               | 47           | 6.94%        | 40            |
| Lebanon 3                            | 534               | 9            | 1.69%        | 7             |
| <b>LEBANON TOWNSHIP TOTALS</b>       | <b>2,610</b>      | <b>127</b>   | <b>4.87%</b> | <b>110</b>    |
| Shiloh Valley 1                      | 1,433             | 52           | 3.63%        | 39            |
| Shiloh Valley 2                      | 820               | 9            | 1.10%        | 8             |
| Shiloh Valley 3                      | 561               | 11           | 1.96%        | 11            |
| Shiloh Valley 4                      | 592               | 13           | 2.20%        | 12            |
| Shiloh Valley 5                      | 1,481             | 57           | 3.85%        | 48            |
| <b>SHILOH VALLEY TOWNSHIP TOTALS</b> | <b>4,887</b>      | <b>142</b>   | <b>2.91%</b> | <b>118</b>    |
| O Fallon 1                           | 969               | 44           | 4.54%        | 34            |
| O Fallon 2                           | 959               | 45           | 4.69%        | 35            |
| O Fallon 3                           | 640               | 18           | 2.81%        | 13            |
| O Fallon 4                           | 509               | 33           | 6.48%        | 29            |
| O Fallon 5                           | 1,020             | 19           | 1.86%        | 16            |
| O Fallon 6                           | 792               | 31           | 3.91%        | 24            |
| O Fallon 7                           | 1,053             | 33           | 3.13%        | 23            |
| O Fallon 8                           | 1,378             | 35           | 2.54%        | 29            |
| O Fallon 9                           | 929               | 24           | 2.58%        | 14            |
| O Fallon 10                          | 957               | 20           | 2.09%        | 18            |
| O Fallon 11                          | 950               | 30           | 3.16%        | 23            |
| O Fallon 12                          | 1,140             | 35           | 3.07%        | 31            |
| O Fallon 13                          | 1,108             | 46           | 4.15%        | 40            |
| O Fallon 14                          | 805               | 25           | 3.11%        | 19            |
| O Fallon 15                          | 1,081             | 23           | 2.13%        | 18            |
| O Fallon 16                          | 1,013             | 31           | 3.06%        | 25            |

**General Primary**  
**March 18, 2014**  
 Thomas Holbrook  
 St. Clair County Clerk

**ESR 50**  
**(St. Clair)**  
 ESR  
 (St. Clair County)  
 (Vote for ONE)

|                                     | REGISTERED VOTERS | BALLOTS CAST | TURNOUT      | SUSAN SARFATY |
|-------------------------------------|-------------------|--------------|--------------|---------------|
| O Fallon 17                         | 753               | 32           | 4.25%        | 31            |
| O Fallon 18                         | 579               | 25           | 4.32%        | 20            |
| <b>O'FALLON TOWNSHIP<br/>TOTALS</b> | <b>16,635</b>     | <b>549</b>   | <b>3.30%</b> | <b>442</b>    |
| St Clair 1                          | 548               | 16           | 2.92%        | 12            |
| St Clair 2                          | 690               | 28           | 4.06%        | 26            |
| St Clair 3                          | 641               | 37           | 5.77%        | 32            |
| St Clair 4                          | 356               | 20           | 5.62%        | 16            |
| St Clair 5                          | 614               | 47           | 7.65%        | 37            |
| St Clair 6                          | 671               | 21           | 3.13%        | 18            |
| St Clair 7                          | 469               | 22           | 4.69%        | 19            |
| St Clair 8                          | 1,026             | 62           | 6.04%        | 56            |
| St Clair 9                          | 897               | 53           | 5.91%        | 45            |
| St Clair 10                         | 441               | 21           | 4.76%        | 13            |
| St Clair 11                         | 516               | 19           | 3.68%        | 14            |
| St Clair 12                         | 1,030             | 29           | 2.82%        | 25            |
| St Clair 13                         | 741               | 52           | 7.02%        | 39            |
| St Clair 14                         | 662               | 19           | 2.87%        | 17            |
| St Clair 15                         | 1,114             | 60           | 5.39%        | 49            |
| St Clair 16                         | 962               | 51           | 5.30%        | 47            |
| St Clair 17                         | 405               | 19           | 4.69%        | 15            |
| St Clair 18                         | 595               | 19           | 3.19%        | 17            |
| St Clair 19                         | 548               | 27           | 4.93%        | 17            |
| St Clair 20                         | 729               | 50           | 6.86%        | 42            |
| St Clair 21                         | 613               | 30           | 4.89%        | 24            |
| St Clair 22                         | 486               | 18           | 3.70%        | 17            |
| St Clair 23                         | 1,027             | 48           | 4.67%        | 40            |
| St Clair 24                         | 643               | 20           | 3.11%        | 20            |
| St Clair 25                         | 1,063             | 50           | 4.70%        | 41            |
| St Clair 26                         | 796               | 30           | 3.77%        | 25            |
| St Clair 27                         | 805               | 28           | 3.48%        | 24            |
| St Clair 28                         | 875               | 59           | 6.74%        | 48            |
| St Clair 29                         | 788               | 30           | 3.81%        | 23            |
| St Clair 30                         | 675               | 53           | 7.85%        | 45            |
| St Clair 31                         | 754               | 28           | 3.71%        | 25            |



**General Primary**  
**March 18, 2014**  
 Thomas Holbrook  
 St. Clair County Clerk

**ESR 50**  
**(St. Clair)**  
 ESR  
 (St. Clair County)  
 (Vote for ONE)

|                                   | REGISTERED VOTERS | BALLOTS CAST | TURNOUT      | SUSAN SARFATY |
|-----------------------------------|-------------------|--------------|--------------|---------------|
| St Clair 32                       | 530               | 11           | 2.08%        | 5             |
| St Clair 33                       | 750               | 33           | 4.40%        | 27            |
| <b>ST. CLAIR TOWNSHIP TOTALS</b>  | <b>23,460</b>     | <b>1,110</b> | <b>4.73%</b> | <b>920</b>    |
| Caseyville 1                      | 21                | 5            | 23.81%       | 4             |
| Caseyville 2                      | 1,063             | 49           | 4.61%        | 37            |
| Caseyville 3                      | 656               | 119          | 18.14%       | 101           |
| Caseyville 4                      | 732               | 126          | 17.21%       | 97            |
| Caseyville 8                      | 814               | 153          | 18.80%       | 121           |
| Caseyville 9                      | 1,019             | 119          | 11.68%       | 98            |
| Caseyville 10                     | 536               | 22           | 4.10%        | 19            |
| Caseyville 11                     | 594               | 51           | 8.59%        | 45            |
| Caseyville 12                     | 1,549             | 46           | 2.97%        | 35            |
| Caseyville 13                     | 796               | 67           | 8.42%        | 52            |
| Caseyville 14                     | 603               | 84           | 13.93%       | 60            |
| Caseyville 15                     | 464               | 84           | 18.10%       | 64            |
| Caseyville 18                     | 21                | 2            | 9.52%        | 2             |
| Caseyville 19                     | 522               | 117          | 22.41%       | 90            |
| Caseyville 20                     | 487               | 87           | 17.86%       | 70            |
| Caseyville 21                     | 524               | 15           | 2.86%        | 12            |
| Caseyville 22                     | 490               | 24           | 4.90%        | 21            |
| Caseyville 23                     | 908               | 50           | 5.51%        | 43            |
| Caseyville 24                     | 692               | 37           | 5.35%        | 34            |
| Caseyville 25                     | 845               | 33           | 3.91%        | 32            |
| Caseyville 26                     | 1,425             | 72           | 5.05%        | 54            |
| Caseyville 27                     | 1,198             | 45           | 3.76%        | 43            |
| <b>CASEYVILLE TOWNSHIP TOTALS</b> | <b>15,959</b>     | <b>1,407</b> | <b>8.82%</b> | <b>1,134</b>  |
| Stookey 1                         | 1,555             | 56           | 3.60%        | 44            |
| Stookey 2                         | 801               | 41           | 5.12%        | 30            |
| Stookey 3                         | 464               | 19           | 4.09%        | 11            |
| Stookey 4                         | 617               | 46           | 7.46%        | 36            |
| Stookey 5                         | 341               | 23           | 6.74%        | 22            |
| Stookey 6                         | 929               | 54           | 5.81%        | 48            |
| Stookey 7                         | 620               | 30           | 4.84%        | 22            |
| Stookey 8                         | 428               | 28           | 6.54%        | 25            |

**General Primary**  
**March 18, 2014**  
 Thomas Holbrook  
 St. Clair County Clerk

**ESR 50**  
**(St. Clair)**  
 ESR  
 (St. Clair County)  
 (Vote for ONE)

|                                    | REGISTERED VOTERS | BALLOTS CAST | TURNOUT       | SUSAN SARFATY |
|------------------------------------|-------------------|--------------|---------------|---------------|
| Stookey 9                          | 832               | 67           | 8.05%         | 54            |
| Stookey 10                         | 701               | 48           | 6.85%         | 33            |
| <b>STOOKEY TOWNSHIP TOTALS</b>     | <b>7,288</b>      | <b>412</b>   | <b>5.65%</b>  | <b>325</b>    |
| Centreville 1                      | 621               | 43           | 6.92%         | 34            |
| Centreville 2                      | 492               | 193          | 39.23%        | 135           |
| Centreville 3                      | 459               | 47           | 10.24%        | 39            |
| Centreville 4                      | 762               | 62           | 8.14%         | 50            |
| Centreville 5                      | 323               | 43           | 13.31%        | 34            |
| Centreville 6                      | 468               | 49           | 10.47%        | 38            |
| Centreville 7                      | 252               | 101          | 40.08%        | 80            |
| Centreville 8                      | 455               | 50           | 10.99%        | 44            |
| Centreville 9                      | 631               | 56           | 8.87%         | 41            |
| Centreville 10                     | 407               | 31           | 7.62%         | 25            |
| Centreville 11                     | 269               | 36           | 13.38%        | 29            |
| Centreville 12                     | 1,033             | 80           | 7.74%         | 58            |
| Centreville 13                     | 867               | 122          | 14.07%        | 100           |
| Centreville 14                     | 668               | 35           | 5.24%         | 27            |
| Centreville 15                     | 645               | 108          | 16.74%        | 85            |
| Centreville 16                     | 553               | 24           | 4.34%         | 20            |
| Centreville 17                     | 335               | 30           | 8.96%         | 24            |
| Centreville 18                     | 716               | 53           | 7.40%         | 41            |
| Centreville 19                     | 597               | 78           | 13.07%        | 75            |
| Centreville 20                     | 762               | 58           | 7.61%         | 50            |
| Centreville 21                     | 424               | 13           | 3.07%         | 11            |
| Centreville 22                     | 453               | 25           | 5.52%         | 23            |
| Centreville 23                     | 616               | 198          | 32.14%        | 163           |
| Centreville 24                     | 826               | 52           | 6.30%         | 40            |
| Centreville 25                     | 961               | 200          | 20.81%        | 158           |
| Centreville 26                     | 651               | 214          | 32.87%        | 174           |
| Centreville 27                     | 533               | 276          | 51.78%        | 168           |
| <b>CENTREVILLE TOWNSHIP TOTALS</b> | <b>15,779</b>     | <b>2,277</b> | <b>14.43%</b> | <b>1,766</b>  |
| Canteen 1                          | 126               | 30           | 23.81%        | 24            |
| Canteen 2                          | 618               | 159          | 25.73%        | 127           |
| Canteen 3                          | 171               | 66           | 38.60%        | 54            |

**General Primary**  
**March 18, 2014**  
 Thomas Holbrook  
 St. Clair County Clerk

**ESR 50**  
**(St. Clair)**  
 ESR  
 (St. Clair County)  
 (Vote for ONE)

|                                     | REGISTERED VOTERS | BALLOTS CAST | TURNOUT       | SUSAN SARFATY |
|-------------------------------------|-------------------|--------------|---------------|---------------|
| Canteen 4                           | 234               | 97           | 41.45%        | 54            |
| Canteen 5                           | 343               | 202          | 58.89%        | 80            |
| Canteen 6                           | 294               | 109          | 37.07%        | 56            |
| Canteen 7                           | 445               | 94           | 21.12%        | 61            |
| Canteen 8                           | 263               | 38           | 14.45%        | 26            |
| Canteen 9                           | 23                | 1            | 4.35%         | 1             |
| Canteen 10                          | 376               | 111          | 29.52%        | 78            |
| Canteen 11                          | 146               | 38           | 26.03%        | 20            |
| Canteen 13                          | 484               | 91           | 18.80%        | 61            |
| Canteen 14                          | 184               | 21           | 11.41%        | 14            |
| <b>CANTEEN TOWNSHIP TOTALS</b>      | <b>3,707</b>      | <b>1,057</b> | <b>28.51%</b> | <b>656</b>    |
| Sugar Loaf 1                        | 703               | 51           | 7.25%         | 39            |
| Sugar Loaf 2                        | 675               | 46           | 6.81%         | 38            |
| Sugar Loaf 3                        | 554               | 47           | 8.48%         | 38            |
| Sugar Loaf 4                        | 763               | 52           | 6.82%         | 45            |
| Sugar Loaf 5                        | 822               | 60           | 7.30%         | 34            |
| Sugar Loaf 6                        | 757               | 40           | 5.28%         | 26            |
| <b>SUGAR LOAF TOWNSHIP TOTALS</b>   | <b>4,274</b>      | <b>296</b>   | <b>6.93%</b>  | <b>220</b>    |
| Stites 1                            | 499               | 84           | 16.83%        | 70            |
| <b>STITES TOWNSHIP TOTALS</b>       | <b>499</b>        | <b>84</b>    | <b>16.83%</b> | <b>70</b>     |
| Engelmann 1                         | 546               | 19           | 3.48%         | 15            |
| <b>ENGELMANN TOWNSHIP TOTALS</b>    | <b>546</b>        | <b>19</b>    | <b>3.48%</b>  | <b>15</b>     |
| Fayetteville 1                      | 450               | 30           | 6.67%         | 19            |
| Fayetteville 2                      | 709               | 29           | 4.09%         | 25            |
| <b>FAYETTEVILLE TOWNSHIP TOTALS</b> | <b>1,159</b>      | <b>59</b>    | <b>5.09%</b>  | <b>44</b>     |
| Marissa 1                           | 495               | 20           | 4.04%         | 17            |
| Marissa 2                           | 551               | 33           | 5.99%         | 22            |
| Marissa 3                           | 572               | 25           | 4.37%         | 19            |
| <b>MARISSA TOWNSHIP TOTALS</b>      | <b>1,618</b>      | <b>78</b>    | <b>4.82%</b>  | <b>58</b>     |
| Freeburg 1                          | 1,223             | 50           | 4.09%         | 31            |
| Freeburg 2                          | 1,164             | 47           | 4.04%         | 37            |

General Primary  
 March 18, 2014  
 Thomas Holbrook  
 St. Clair County Clerk

ESR 50  
 (St. Clair)  
 ESR  
 (St. Clair County)  
 (Vote for ONE)

|  | REGISTERED VOTERS | BALLOTS CAST  | TURNOUT      | SUSAN SARFATY |
|--|-------------------|---------------|--------------|---------------|
| Freeburg 3                             | 1,120             | 72            | 6.43%        | 55            |
| <b>FREEBURG TOWNSHIP TOTALS</b>        | <b>3,507</b>      | <b>169</b>    | <b>4.82%</b> | <b>123</b>    |
| New Athens 1                           | 871               | 30            | 3.44%        | 24            |
| New Athens 2                           | 862               | 30            | 3.48%        | 22            |
| <b>NEW ATHENS TOWNSHIP TOTALS</b>      | <b>1,733</b>      | <b>60</b>     | <b>3.46%</b> | <b>46</b>     |
| Lenzburg 1                             | 672               | 44            | 6.55%        | 33            |
| <b>LENZBURG TOWNSHIP TOTALS</b>        | <b>672</b>        | <b>44</b>     | <b>6.55%</b> | <b>33</b>     |
| Prairie Du Long 1                      | 774               | 28            | 3.62%        | 25            |
| Prairie Du Long 2                      | 962               | 58            | 6.03%        | 49            |
| <b>PRAIRIE DU LONG TOWNSHIP TOTALS</b> | <b>1,736</b>      | <b>86</b>     | <b>4.95%</b> | <b>74</b>     |
| Smithton 1                             | 1,274             | 108           | 8.48%        | 83            |
| Smithton 2                             | 791               | 65            | 8.22%        | 53            |
| Smithton 3                             | 1,044             | 42            | 4.02%        | 33            |
| <b>SMITHTON TOWNSHIP TOTALS</b>        | <b>3,109</b>      | <b>215</b>    | <b>6.92%</b> | <b>169</b>    |
| Millstadt 1                            | 1,047             | 50            | 4.78%        | 42            |
| Millstadt 2                            | 1,387             | 62            | 4.47%        | 42            |
| Millstadt 3                            | 447               | 31            | 6.94%        | 27            |
| Millstadt 4                            | 783               | 36            | 4.60%        | 26            |
| Millstadt 5                            | 925               | 46            | 4.97%        | 30            |
| <b>MILLSTADT TOWNSHIP TOTALS</b>       | <b>4,589</b>      | <b>225</b>    | <b>4.90%</b> | <b>167</b>    |
| <b>ST. CLAIR TOTALS</b>                | <b>145,108</b>    | <b>10,212</b> | <b>7.04%</b> | <b>7,922</b>  |
| Precinct 6                             | 107               | 2             | 1.87%        | 1             |
| <b>MONROE TOTALS</b>                   | <b>107</b>        | <b>2</b>      | <b>1.87%</b> | <b>1</b>      |
| Johannisburg                           | 2                 | 0             | 0.00%        | 0             |
| <b>JOHANNISBURG TOWNSHIP TOTALS</b>    | <b>2</b>          | <b>0</b>      | <b>0.00%</b> | <b>0</b>      |
| Lively Grove                           | 171               | 1             | 0.58%        | 0             |
| <b>LIVELY GROVE TOWNSHIP TOTALS</b>    | <b>171</b>        | <b>1</b>      | <b>0.58%</b> | <b>0</b>      |
| Venedy                                 | 3                 | 0             | 0.00%        | 0             |
| <b>VENEDY TOWNSHIP TOTALS</b>          | <b>3</b>          | <b>0</b>      | <b>0.00%</b> | <b>0</b>      |

**General Primary**  
**March 18, 2014**  
 Thomas Holbrook  
 St. Clair County Clerk

**ESR 50**  
**(St. Clair)**  
 ESR  
 (St. Clair County)  
 (Vote for ONE)

|                                    | REGISTERED VOTERS | BALLOTS CAST  | TURNOUT       | SUSAN SARFATY |
|------------------------------------|-------------------|---------------|---------------|---------------|
| <b>WASHINGTON TOTALS</b>           | <b>176</b>        | <b>1</b>      | <b>0.57%</b>  | <b>0</b>      |
| Precinct 01                        | 1,382             | 429           | 31.04%        | 169           |
| Precinct 02                        | 828               | 253           | 30.56%        | 204           |
| Precinct 03                        | 704               | 147           | 20.88%        | 80            |
| Precinct 04                        | 893               | 199           | 22.28%        | 106           |
| Precinct 05                        | 737               | 139           | 18.86%        | 92            |
| Precinct 06                        | 559               | 160           | 28.62%        | 108           |
| Precinct 07                        | 496               | 117           | 23.59%        | 66            |
| Precinct 08                        | 505               | 112           | 22.18%        | 64            |
| Precinct 09                        | 668               | 96            | 14.37%        | 60            |
| Precinct 10                        | 625               | 194           | 31.04%        | 71            |
| Precinct 11                        | 728               | 210           | 28.85%        | 87            |
| Precinct 12                        | 1,029             | 274           | 26.63%        | 160           |
| Precinct 13                        | 1,143             | 231           | 20.21%        | 146           |
| Precinct 14                        | 796               | 171           | 21.48%        | 125           |
| Precinct 15                        | 803               | 275           | 34.25%        | 160           |
| Precinct 16                        | 765               | 235           | 30.72%        | 166           |
| Precinct 17                        | 934               | 127           | 13.60%        | 77            |
| Precinct 18                        | 467               | 141           | 30.19%        | 100           |
| Precinct 19                        | 737               | 188           | 25.51%        | 141           |
| Precinct 20                        | 797               | 174           | 21.83%        | 106           |
| Precinct 21                        | 824               | 192           | 23.30%        | 133           |
| Precinct 22                        | 427               | 207           | 48.48%        | 159           |
| Precinct 23                        | 885               | 125           | 14.12%        | 97            |
| Precinct 24                        | 416               | 113           | 27.16%        | 83            |
| Precinct 25                        | 830               | 394           | 47.47%        | 169           |
| <b>CITY OF E. ST. LOUIS TOTALS</b> | <b>18,978</b>     | <b>4,903</b>  | <b>25.84%</b> | <b>2,929</b>  |
| <b>TOTALS</b>                      | <b>164,369</b>    | <b>15,118</b> | <b>9.20%</b>  | <b>10,852</b> |

**CANVASS OF VOTES**  
**in St. Clair County, Illinois at the General Primary on Tuesday, March 18, 2014**

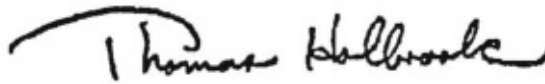
---

STATE OF ILLINOIS  
COUNTY OF ST. CLAIR

**ESR 50**  
**(St. Clair)**

I, Thomas Holbrook, St. Clair County Clerk, do hereby certify that the above is a correct copy of the Canvass of votes cast at the General Primary held in St. Clair County on Tuesday, March 18, 2014. This canvass was made by the County Canvassing Board of St. Clair County and is now on file in my office.

Dated: Tuesday, April 8, 2014

A handwritten signature in black ink that reads "Thomas Holbrook". The signature is written in a cursive style with a large, sweeping arch over the first letter "T".

---

Thomas Holbrook, St. Clair County Clerk

General Primary  
March 18, 2014  
Official Democratic Canvass  
St. Clair County, Illinois



St. Clair County Board District 1

Dated: Tuesday, April 8, 2014

Issued by:

A handwritten signature in black ink that reads "Thomas Holbrook". The signature is written in a cursive style with a large, sweeping initial "T".

Thomas Holbrook  
St. Clair County Clerk

**General Primary**  
**March 18, 2014**  
 Thomas Holbrook  
 St. Clair County Clerk

**St. Clair County Board District 1**  
 For Member Of The County Board  
 (Vote for ONE)

|                                    | REGISTERED VOTERS | BALLOTS CAST | TURNOUT       | ROBERT ALLEN JR | NORMAN J MILLER |
|------------------------------------|-------------------|--------------|---------------|-----------------|-----------------|
| Caseyville 5                       | 1,514             | 88           | 5.81%         | 55              | 27              |
| Caseyville 16                      | 393               | 29           | 7.38%         | 19              | 8               |
| <b>CASEYVILLE TOWNSHIP TOTALS</b>  | <b>1,907</b>      | <b>117</b>   | <b>6.14%</b>  | <b>74</b>       | <b>35</b>       |
| Canteen 1                          | 607               | 292          | 48.11%        | 281             | 10              |
| Canteen 2                          | 577               | 158          | 27.38%        | 28              | 128             |
| Canteen 4                          | 6                 | 4            | 66.67%        | 1               | 3               |
| Canteen 9                          | 452               | 86           | 19.03%        | 70              | 9               |
| Canteen 12                         | 416               | 127          | 30.53%        | 106             | 20              |
| Canteen 13                         | 496               | 92           | 18.55%        | 57              | 33              |
| Canteen 14                         | 160               | 21           | 13.12%        | 0               | 20              |
| <b>CANTEEN TOWNSHIP TOTALS</b>     | <b>2,714</b>      | <b>780</b>   | <b>28.74%</b> | <b>543</b>      | <b>223</b>      |
| <b>ST. CLAIR TOTALS</b>            | <b>4,621</b>      | <b>897</b>   | <b>19.41%</b> | <b>617</b>      | <b>258</b>      |
| Precinct 19                        | 737               | 188          | 25.51%        | 2               | 3               |
| Precinct 20                        | 797               | 174          | 21.83%        | 2               | 5               |
| Precinct 21                        | 824               | 192          | 23.30%        | 1               | 1               |
| <b>CITY OF E. ST. LOUIS TOTALS</b> | <b>2,358</b>      | <b>554</b>   | <b>23.49%</b> | <b>5</b>        | <b>9</b>        |
| <b>TOTALS</b>                      | <b>6,979</b>      | <b>1,451</b> | <b>20.79%</b> | <b>622</b>      | <b>267</b>      |



**CANVASS OF VOTES**  
**in St. Clair County, Illinois at the General Primary on Tuesday, March 18, 2014**

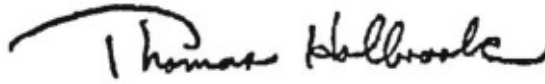
---

STATE OF ILLINOIS  
COUNTY OF ST. CLAIR

**St. Clair County Board District 1**

I, Thomas Holbrook, St. Clair County Clerk, do hereby certify that the above is a correct copy of the Canvass of votes cast at the General Primary held in St. Clair County on Tuesday, March 18, 2014. This canvass was made by the County Canvassing Board of St. Clair County and is now on file in my office.

Dated: Tuesday, April 8, 2014

A handwritten signature in black ink that reads "Thomas Holbrook". The signature is written in a cursive style with a large, sweeping arch over the first name.

---

Thomas Holbrook, St. Clair County Clerk

General Primary  
March 18, 2014  
Official Democratic Canvass  
St. Clair County, Illinois



St. Clair County Board District 2

Dated: Tuesday, April 8, 2014

Issued by:

A handwritten signature in black ink that reads "Thomas Holbrook". The signature is written in a cursive style with a large, sweeping initial "T".

Thomas Holbrook  
St. Clair County Clerk

**General Primary**  
**March 18, 2014**  
 Thomas Holbrook  
 St. Clair County Clerk

**St. Clair County Board District 2**  
 For Member Of The County Board  
 (To Serve An Unexpired 2-Year Term)  
 (Vote for ONE)

|  | REGISTERED VOTERS | BALLOTS CAST | TURNOUT       | JOAN MC INTOSH | EDITH A MOORE | MACK SLATER | MARVIN B STRODE | RICKIE THOMAS |
|--|-------------------|--------------|---------------|----------------|---------------|-------------|-----------------|---------------|
| Canteen 3                              | 171               | 66           | 38.60%        | 55             | 3             | 2           | 0               | 5             |
| Canteen 4                              | 228               | 93           | 40.79%        | 62             | 6             | 5           | 0               | 16            |
| Canteen 5                              | 343               | 202          | 58.89%        | 39             | 52            | 13          | 1               | 93            |
| Canteen 6                              | 294               | 109          | 37.07%        | 26             | 6             | 9           | 0               | 67            |
| Canteen 7                              | 445               | 94           | 21.12%        | 34             | 26            | 9           | 2               | 20            |
| Canteen 8                              | 263               | 38           | 14.45%        | 24             | 2             | 4           | 1               | 5             |
| Canteen 10                             | 376               | 111          | 29.52%        | 86             | 9             | 4           | 1               | 10            |
| Canteen 11                             | 146               | 38           | 26.03%        | 24             | 6             | 4           | 0               | 2             |
| Canteen 14                             | 24                | 0            | 0.00%         | 0              | 0             | 0           | 0               | 0             |
| <b>CANTEEN TOWNSHIP<br/>TOTALS</b>     | <b>2,290</b>      | <b>751</b>   | <b>32.79%</b> | <b>350</b>     | <b>110</b>    | <b>50</b>   | <b>5</b>        | <b>218</b>    |
| <b>ST. CLAIR TOTALS</b>                | <b>2,290</b>      | <b>751</b>   | <b>32.79%</b> | <b>350</b>     | <b>110</b>    | <b>50</b>   | <b>5</b>        | <b>218</b>    |
| Precinct 11                            | 728               | 210          | 28.85%        | 33             | 45            | 21          | 3               | 6             |
| Precinct 12                            | 1,029             | 274          | 26.63%        | 79             | 75            | 13          | 4               | 79            |
| Precinct 13                            | 1,143             | 231          | 20.21%        | 98             | 85            | 6           | 1               | 32            |
| Precinct 18                            | 467               | 141          | 30.19%        | 0              | 1             | 1           | 1               | 3             |
| Precinct 19                            | 737               | 188          | 25.51%        | 7              | 35            | 6           | 0               | 2             |
| Precinct 20                            | 797               | 174          | 21.83%        | 2              | 106           | 7           | 1               | 1             |
| Precinct 21                            | 824               | 192          | 23.30%        | 5              | 10            | 1           | 1               | 2             |
| <b>CITY OF E. ST. LOUIS<br/>TOTALS</b> | <b>5,725</b>      | <b>1,410</b> | <b>24.63%</b> | <b>224</b>     | <b>357</b>    | <b>55</b>   | <b>11</b>       | <b>125</b>    |
| <b>TOTALS</b>                          | <b>8,015</b>      | <b>2,161</b> | <b>26.96%</b> | <b>574</b>     | <b>467</b>    | <b>105</b>  | <b>16</b>       | <b>343</b>    |

**CANVASS OF VOTES**  
**in St. Clair County, Illinois at the General Primary on Tuesday, March 18, 2014**


---

STATE OF ILLINOIS  
COUNTY OF ST. CLAIR

**St. Clair County Board District 2**

I, Thomas Holbrook, St. Clair County Clerk, do hereby certify that the above is a correct copy of the Canvass of votes cast at the General Primary held in St. Clair County on Tuesday, March 18, 2014. This canvass was made by the County Canvassing Board of St. Clair County and is now on file in my office.

Dated: Tuesday, April 8, 2014



---

Thomas Holbrook, St. Clair County Clerk

General Primary  
March 18, 2014  
Official Democratic Canvass  
St. Clair County, Illinois



St. Clair County Board District 3

Dated: Tuesday, April 8, 2014

Issued by:

A handwritten signature in black ink that reads "Thomas Holbrook". The signature is written in a cursive style with a large, sweeping initial "T".

Thomas Holbrook  
St. Clair County Clerk

**General Primary**  
**March 18, 2014**  
 Thomas Holbrook  
 St. Clair County Clerk

**St. Clair County Board District 3**  
 For Member Of The County Board  
 (Vote for ONE)

|                                    | REGISTERED VOTERS | BALLOTS CAST | TURNOUT       | OLIVER W HAMILTON | MATTHIAS "MATT" HAWKINS |
|------------------------------------|-------------------|--------------|---------------|-------------------|-------------------------|
| Centreville 2                      | 30                | 7            | 23.33%        | 2                 | 2                       |
| Centreville 9                      | 620               | 55           | 8.87%         | 26                | 19                      |
| Centreville 20                     | 38                | 1            | 2.63%         | 0                 | 1                       |
| <b>CENTREVILLE TOWNSHIP TOTALS</b> | <b>688</b>        | <b>63</b>    | <b>9.16%</b>  | <b>28</b>         | <b>22</b>               |
| Stites 1                           | 499               | 84           | 16.83%        | 68                | 11                      |
| <b>STITES TOWNSHIP TOTALS</b>      | <b>499</b>        | <b>84</b>    | <b>16.83%</b> | <b>68</b>         | <b>11</b>               |
| <b>ST. CLAIR TOTALS</b>            | <b>1,187</b>      | <b>147</b>   | <b>12.38%</b> | <b>96</b>         | <b>33</b>               |
| Precinct 01                        | 1,382             | 429          | 31.04%        | 275               | 119                     |
| Precinct 02                        | 828               | 253          | 30.56%        | 154               | 7                       |
| Precinct 03                        | 704               | 147          | 20.88%        | 89                | 38                      |
| Precinct 04                        | 893               | 199          | 22.28%        | 77                | 20                      |
| Precinct 05                        | 737               | 139          | 18.86%        | 59                | 29                      |
| Precinct 07                        | 496               | 117          | 23.59%        | 0                 | 0                       |
| Precinct 10                        | 625               | 194          | 31.04%        | 52                | 26                      |
| Precinct 11                        | 728               | 210          | 28.85%        | 32                | 23                      |
| <b>CITY OF E. ST. LOUIS TOTALS</b> | <b>6,393</b>      | <b>1,688</b> | <b>26.40%</b> | <b>738</b>        | <b>262</b>              |
| <b>TOTALS</b>                      | <b>7,580</b>      | <b>1,835</b> | <b>24.21%</b> | <b>834</b>        | <b>295</b>              |

**CANVASS OF VOTES**  
**in St. Clair County, Illinois at the General Primary on Tuesday, March 18, 2014**

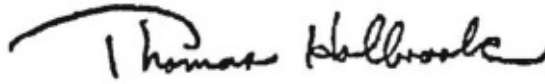
---

STATE OF ILLINOIS  
COUNTY OF ST. CLAIR

**St. Clair County Board District 3**

I, Thomas Holbrook, St. Clair County Clerk, do hereby certify that the above is a correct copy of the Canvass of votes cast at the General Primary held in St. Clair County on Tuesday, March 18, 2014. This canvass was made by the County Canvassing Board of St. Clair County and is now on file in my office.

Dated: Tuesday, April 8, 2014



---

Thomas Holbrook, St. Clair County Clerk

General Primary  
March 18, 2014  
Official Democratic Canvass  
St. Clair County, Illinois



St. Clair County Board District 12

Dated: Tuesday, April 8, 2014

Issued by:

A handwritten signature in black ink that reads "Thomas Holbrook". The signature is written in a cursive style with a large, sweeping initial "T".

Thomas Holbrook  
St. Clair County Clerk



**General Primary**  
**March 18, 2014**  
 Thomas Holbrook  
 St. Clair County Clerk

**St. Clair County Board District 12**  
 For Member Of The County Board  
 (Vote for ONE)

|                                      | REGISTERED VOTERS | BALLOTS CAST | TURNOUT      | ANGELA GROSSMANN-ROEWE |
|--------------------------------------|-------------------|--------------|--------------|------------------------|
| Belleville 1                         | 14                | 1            | 7.14%        | 1                      |
| Belleville 2                         | 115               | 3            | 2.61%        | 2                      |
| Belleville 3                         | 131               | 4            | 3.05%        | 3                      |
| Belleville 24                        | 23                | 1            | 4.35%        | 1                      |
| Belleville 26                        | 303               | 9            | 2.97%        | 8                      |
| Belleville 31                        | 485               | 24           | 4.95%        | 22                     |
| <b>BELLEVILLE TOWNSHIP TOTALS</b>    | <b>1,071</b>      | <b>42</b>    | <b>3.92%</b> | <b>37</b>              |
| Shiloh Valley 4                      | 11                | 1            | 9.09%        | 1                      |
| <b>SHILOH VALLEY TOWNSHIP TOTALS</b> | <b>11</b>         | <b>1</b>     | <b>9.09%</b> | <b>1</b>               |
| St Clair 12                          | 793               | 23           | 2.90%        | 22                     |
| St Clair 13                          | 731               | 52           | 7.11%        | 48                     |
| St Clair 14                          | 626               | 18           | 2.88%        | 15                     |
| St Clair 18                          | 595               | 19           | 3.19%        | 18                     |
| St Clair 22                          | 486               | 18           | 3.70%        | 18                     |
| St Clair 29                          | 410               | 28           | 6.83%        | 22                     |
| St Clair 31                          | 754               | 28           | 3.71%        | 23                     |
| St Clair 32                          | 4                 | 1            | 25.00%       | 1                      |
| <b>ST. CLAIR TOWNSHIP TOTALS</b>     | <b>4,399</b>      | <b>187</b>   | <b>4.25%</b> | <b>167</b>             |
| <b>ST. CLAIR TOTALS</b>              | <b>5,481</b>      | <b>230</b>   | <b>4.20%</b> | <b>205</b>             |
| <b>TOTALS</b>                        | <b>5,481</b>      | <b>230</b>   | <b>4.20%</b> | <b>205</b>             |

**CANVASS OF VOTES**  
**in St. Clair County, Illinois at the General Primary on Tuesday, March 18, 2014**


---

STATE OF ILLINOIS  
COUNTY OF ST. CLAIR

**St. Clair County Board District 12**

I, Thomas Holbrook, St. Clair County Clerk, do hereby certify that the above is a correct copy of the Canvass of votes cast at the General Primary held in St. Clair County on Tuesday, March 18, 2014. This canvass was made by the County Canvassing Board of St. Clair County and is now on file in my office.

Dated: Tuesday, April 8, 2014

A handwritten signature in black ink that reads "Thomas Holbrook". The signature is written in a cursive style with a large, sweeping initial "T".

---

Thomas Holbrook, St. Clair County Clerk

General Primary  
March 18, 2014  
Official Democratic Canvass  
St. Clair County, Illinois



St. Clair County Board District 13

Dated: Tuesday, April 8, 2014

Issued by:

A handwritten signature in black ink that reads "Thomas Holbrook". The signature is written in a cursive style with a large, sweeping initial "T".

Thomas Holbrook  
St. Clair County Clerk

**General Primary**  
**March 18, 2014**  
 Thomas Holbrook  
 St. Clair County Clerk

**St. Clair County Board District 13**  
 For Member Of The County Board  
 (Vote for ONE)

|                                       | REGISTERED VOTERS | BALLOTS CAST | TURNOUT      | NO CANDIDATE |
|---------------------------------------|-------------------|--------------|--------------|--------------|
| Belleville 16                         | 3                 | 0            | 0.00%        | 0            |
| <b>BELLEVILLE TOWNSHIP<br/>TOTALS</b> | <b>3</b>          | <b>0</b>     | <b>0.00%</b> | <b>0</b>     |
| St Clair 3                            | 5                 | 0            | 0.00%        | 0            |
| St Clair 8                            | 1,026             | 62           | 6.04%        | 0            |
| St Clair 15                           | 1,114             | 60           | 5.39%        | 0            |
| St Clair 16                           | 23                | 0            | 0.00%        | 0            |
| St Clair 19                           | 161               | 0            | 0.00%        | 0            |
| St Clair 20                           | 714               | 0            | 0.00%        | 0            |
| St Clair 21                           | 455               | 0            | 0.00%        | 0            |
| St Clair 23                           | 627               | 0            | 0.00%        | 0            |
| St Clair 24                           | 643               | 20           | 3.11%        | 0            |
| St Clair 27                           | 805               | 28           | 3.48%        | 0            |
| St Clair 28                           | 681               | 0            | 0.00%        | 0            |
| <b>ST. CLAIR TOWNSHIP<br/>TOTALS</b>  | <b>6,254</b>      | <b>170</b>   | <b>2.72%</b> | <b>0</b>     |
| Caseyville 2                          | 502               | 0            | 0.00%        | 0            |
| Caseyville 12                         | 216               | 0            | 0.00%        | 0            |
| <b>CASEYVILLE TOWNSHIP<br/>TOTALS</b> | <b>718</b>        | <b>0</b>     | <b>0.00%</b> | <b>0</b>     |
| <b>ST. CLAIR TOTALS</b>               | <b>6,975</b>      | <b>170</b>   | <b>2.44%</b> | <b>0</b>     |
| <b>TOTALS</b>                         | <b>6,975</b>      | <b>170</b>   | <b>2.44%</b> | <b>0</b>     |

**CANVASS OF VOTES**  
**in St. Clair County, Illinois at the General Primary on Tuesday, March 18, 2014**


---

STATE OF ILLINOIS  
COUNTY OF ST. CLAIR

**St. Clair County Board District 13**

I, Thomas Holbrook, St. Clair County Clerk, do hereby certify that the above is a correct copy of the Canvass of votes cast at the General Primary held in St. Clair County on Tuesday, March 18, 2014. This canvass was made by the County Canvassing Board of St. Clair County and is now on file in my office.

Dated: Tuesday, April 8, 2014

A handwritten signature in black ink that reads "Thomas Holbrook". The signature is written in a cursive style with a large, sweeping arch over the first name.

---

Thomas Holbrook, St. Clair County Clerk

General Primary  
March 18, 2014  
Official Democratic Canvass  
St. Clair County, Illinois



St. Clair County Board District 18

Dated: Tuesday, April 8, 2014

Issued by:

A handwritten signature in black ink that reads "Thomas Holbrook". The signature is written in a cursive style with a large, sweeping initial "T".

Thomas Holbrook  
St. Clair County Clerk

**General Primary**  
**March 18, 2014**  
 Thomas Holbrook  
 St. Clair County Clerk

**St. Clair County Board District 18**  
 For Member Of The County Board  
 (Vote for ONE)

|                                       | REGISTERED VOTERS | BALLOTS CAST | TURNOUT      | NO CANDIDATE |
|---------------------------------------|-------------------|--------------|--------------|--------------|
| O Fallon 1                            | 296               | 0            | 0.00%        | 0            |
| O Fallon 2                            | 630               | 0            | 0.00%        | 0            |
| O Fallon 3                            | 640               | 18           | 2.81%        | 0            |
| O Fallon 5                            | 1,020             | 19           | 1.86%        | 0            |
| O Fallon 6                            | 236               | 0            | 0.00%        | 0            |
| O Fallon 12                           | 1,140             | 35           | 3.07%        | 0            |
| O Fallon 13                           | 621               | 0            | 0.00%        | 0            |
| O Fallon 14                           | 805               | 25           | 3.11%        | 0            |
| O Fallon 18                           | 298               | 0            | 0.00%        | 0            |
| <b>O'FALLON TOWNSHIP<br/>TOTALS</b>   | <b>5,686</b>      | <b>97</b>    | <b>1.71%</b> | <b>0</b>     |
| Caseyville 12                         | 520               | 0            | 0.00%        | 0            |
| Caseyville 27                         | 7                 | 0            | 0.00%        | 0            |
| <b>CASEYVILLE TOWNSHIP<br/>TOTALS</b> | <b>527</b>        | <b>0</b>     | <b>0.00%</b> | <b>0</b>     |
| <b>ST. CLAIR TOTALS</b>               | <b>6,213</b>      | <b>97</b>    | <b>1.56%</b> | <b>0</b>     |
| <b>TOTALS</b>                         | <b>6,213</b>      | <b>97</b>    | <b>1.56%</b> | <b>0</b>     |

**CANVASS OF VOTES**  
**in St. Clair County, Illinois at the General Primary on Tuesday, March 18, 2014**


---

STATE OF ILLINOIS  
COUNTY OF ST. CLAIR

**St. Clair County Board District 18**

I, Thomas Holbrook, St. Clair County Clerk, do hereby certify that the above is a correct copy of the Canvass of votes cast at the General Primary held in St. Clair County on Tuesday, March 18, 2014. This canvass was made by the County Canvassing Board of St. Clair County and is now on file in my office.

Dated: Tuesday, April 8, 2014



---

Thomas Holbrook, St. Clair County Clerk



General Primary  
March 18, 2014  
Official Democratic Canvass  
St. Clair County, Illinois



St. Clair County Board District 21

Dated: Tuesday, April 8, 2014

Issued by:

A handwritten signature in black ink that reads "Thomas Holbrook". The signature is written in a cursive style with a large, sweeping initial "T".

Thomas Holbrook  
St. Clair County Clerk

**General Primary**  
**March 18, 2014**  
 Thomas Holbrook  
 St. Clair County Clerk

**St. Clair County Board District 21**  
 For Member Of The County Board  
 (Vote for ONE)

|  | REGISTERED VOTERS | BALLOTS CAST | TURNOUT       | FRANK "FX"<br>HEILIGENSTEIN |
|--|-------------------|--------------|---------------|-----------------------------|
| Belleville 22                              | 6                 | 1            | 16.67%        | 1                           |
| <b>BELLEVILLE TOWNSHIP<br/>TOTALS</b>      | <b>6</b>          | <b>1</b>     | <b>16.67%</b> | <b>1</b>                    |
| Freeburg 1                                 | 1,141             | 46           | 4.03%         | 38                          |
| Freeburg 2                                 | 1,164             | 47           | 4.04%         | 35                          |
| Freeburg 3                                 | 1,120             | 72           | 6.43%         | 57                          |
| <b>FREEBURG TOWNSHIP<br/>TOTALS</b>        | <b>3,425</b>      | <b>165</b>   | <b>4.82%</b>  | <b>130</b>                  |
| Prairie Du Long 2                          | 343               | 40           | 11.66%        | 35                          |
| <b>PRAIRIE DU LONG<br/>TOWNSHIP TOTALS</b> | <b>343</b>        | <b>40</b>    | <b>11.66%</b> | <b>35</b>                   |
| Smithton 1                                 | 1,274             | 108          | 8.48%         | 91                          |
| Smithton 2                                 | 791               | 65           | 8.22%         | 53                          |
| Smithton 3                                 | 541               | 27           | 4.99%         | 23                          |
| <b>SMITHTON TOWNSHIP<br/>TOTALS</b>        | <b>2,606</b>      | <b>200</b>   | <b>7.67%</b>  | <b>167</b>                  |
| <b>ST. CLAIR TOTALS</b>                    | <b>6,380</b>      | <b>406</b>   | <b>6.36%</b>  | <b>333</b>                  |
| <b>TOTALS</b>                              | <b>6,380</b>      | <b>406</b>   | <b>6.36%</b>  | <b>333</b>                  |

**CANVASS OF VOTES**  
**in St. Clair County, Illinois at the General Primary on Tuesday, March 18, 2014**

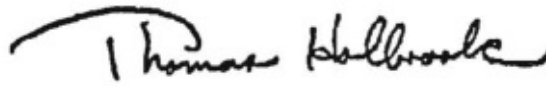
---

STATE OF ILLINOIS  
COUNTY OF ST. CLAIR

**St. Clair County Board District 21**

I, Thomas Holbrook, St. Clair County Clerk, do hereby certify that the above is a correct copy of the Canvass of votes cast at the General Primary held in St. Clair County on Tuesday, March 18, 2014. This canvass was made by the County Canvassing Board of St. Clair County and is now on file in my office.

Dated: Tuesday, April 8, 2014

A handwritten signature in black ink that reads "Thomas Holbrook". The signature is written in a cursive style with a large, sweeping initial "T".

---

Thomas Holbrook, St. Clair County Clerk

General Primary  
March 18, 2014  
Official Democratic Canvass  
St. Clair County, Illinois



St. Clair County Board District 23

Dated: Tuesday, April 8, 2014

Issued by:

A handwritten signature in black ink that reads "Thomas Holbrook". The signature is written in a cursive style with a large, sweeping initial "T".

Thomas Holbrook  
St. Clair County Clerk

**General Primary**  
**March 18, 2014**  
 Thomas Holbrook  
 St. Clair County Clerk

**St. Clair County Board District 23**  
 For Member Of The County Board  
 (Vote for ONE)

|                                      | REGISTERED VOTERS | BALLOTS CAST | TURNOUT      | DENNIS P RENNER |
|--------------------------------------|-------------------|--------------|--------------|-----------------|
| Shiloh Valley 3                      | 103               | 2            | 1.94%        | 2               |
| Shiloh Valley 5                      | 1,481             | 57           | 3.85%        | 46              |
| <b>SHILOH VALLEY TOWNSHIP TOTALS</b> | <b>1,584</b>      | <b>59</b>    | <b>3.72%</b> | <b>48</b>       |
| O Fallon 2                           | 329               | 18           | 5.47%        | 16              |
| O Fallon 6                           | 379               | 18           | 4.75%        | 17              |
| O Fallon 10                          | 957               | 20           | 2.09%        | 17              |
| O Fallon 13                          | 487               | 24           | 4.93%        | 21              |
| O Fallon 14                          | 0                 | 0            | 0.00%        | 0               |
| O Fallon 17                          | 753               | 32           | 4.25%        | 30              |
| <b>O'FALLON TOWNSHIP TOTALS</b>      | <b>2,905</b>      | <b>112</b>   | <b>3.86%</b> | <b>101</b>      |
| St Clair 16                          | 80                | 6            | 7.50%        | 5               |
| St Clair 23                          | 400               | 14           | 3.50%        | 13              |
| <b>ST. CLAIR TOWNSHIP TOTALS</b>     | <b>480</b>        | <b>20</b>    | <b>4.17%</b> | <b>18</b>       |
| Caseyville 2                         | 557               | 19           | 3.41%        | 18              |
| Caseyville 12                        | 296               | 15           | 5.07%        | 13              |
| Caseyville 25                        | 82                | 2            | 2.44%        | 2               |
| Caseyville 27                        | 1                 | 0            | 0.00%        | 0               |
| <b>CASEYVILLE TOWNSHIP TOTALS</b>    | <b>936</b>        | <b>36</b>    | <b>3.85%</b> | <b>33</b>       |
| <b>ST. CLAIR TOTALS</b>              | <b>5,905</b>      | <b>227</b>   | <b>3.84%</b> | <b>200</b>      |
| <b>TOTALS</b>                        | <b>5,905</b>      | <b>227</b>   | <b>3.84%</b> | <b>200</b>      |

**CANVASS OF VOTES**  
**in St. Clair County, Illinois at the General Primary on Tuesday, March 18, 2014**


---

STATE OF ILLINOIS  
COUNTY OF ST. CLAIR

**St. Clair County Board District 23**

I, Thomas Holbrook, St. Clair County Clerk, do hereby certify that the above is a correct copy of the Canvass of votes cast at the General Primary held in St. Clair County on Tuesday, March 18, 2014. This canvass was made by the County Canvassing Board of St. Clair County and is now on file in my office.

Dated: Tuesday, April 8, 2014



---

Thomas Holbrook, St. Clair County Clerk

General Primary  
March 18, 2014  
Official Democratic Canvass  
St. Clair County, Illinois



St. Clair County Board District 27

Dated: Tuesday, April 8, 2014

Issued by:

A handwritten signature in black ink that reads "Thomas Holbrook". The signature is written in a cursive style with a large, sweeping initial "T".

Thomas Holbrook  
St. Clair County Clerk

**General Primary**  
**March 18, 2014**  
 Thomas Holbrook  
 St. Clair County Clerk

**St. Clair County Board District 27**  
 For Member Of The County Board  
 (Vote for ONE)

|                                       | REGISTERED VOTERS | BALLOTS CAST | TURNOUT      | KENNETH G SHARKEY |
|---------------------------------------|-------------------|--------------|--------------|-------------------|
| Caseyville 2                          | 4                 | 0            | 0.00%        | 0                 |
| Caseyville 9                          | 806               | 95           | 11.79%       | 85                |
| Caseyville 10                         | 536               | 22           | 4.10%        | 22                |
| Caseyville 22                         | 490               | 24           | 4.90%        | 22                |
| Caseyville 23                         | 908               | 50           | 5.51%        | 37                |
| Caseyville 24                         | 692               | 37           | 5.35%        | 33                |
| Caseyville 25                         | 763               | 31           | 4.06%        | 30                |
| Caseyville 26                         | 1,425             | 72           | 5.05%        | 49                |
| <b>CASEYVILLE TOWNSHIP<br/>TOTALS</b> | <b>5,624</b>      | <b>331</b>   | <b>5.89%</b> | <b>278</b>        |
| <b>ST. CLAIR TOTALS</b>               | <b>5,624</b>      | <b>331</b>   | <b>5.89%</b> | <b>278</b>        |
| <b>TOTALS</b>                         | <b>5,624</b>      | <b>331</b>   | <b>5.89%</b> | <b>278</b>        |



**CANVASS OF VOTES**  
**in St. Clair County, Illinois at the General Primary on Tuesday, March 18, 2014**


---

STATE OF ILLINOIS  
COUNTY OF ST. CLAIR

**St. Clair County Board District 27**

I, Thomas Holbrook, St. Clair County Clerk, do hereby certify that the above is a correct copy of the Canvass of votes cast at the General Primary held in St. Clair County on Tuesday, March 18, 2014. This canvass was made by the County Canvassing Board of St. Clair County and is now on file in my office.

Dated: Tuesday, April 8, 2014

A handwritten signature in black ink that reads "Thomas Holbrook". The signature is written in a cursive style with a large, sweeping initial "T".

---

Thomas Holbrook, St. Clair County Clerk

General Primary  
March 18, 2014  
Official Democratic Canvass  
St. Clair County, Illinois



St. Clair County Board District 28

Dated: Tuesday, April 8, 2014

Issued by:

A handwritten signature in black ink that reads "Thomas Holbrook".

Thomas Holbrook  
St. Clair County Clerk

General Primary  
 March 18, 2014  
 Thomas Holbrook  
 St. Clair County Clerk

St. Clair County Board District 28  
 For Member Of The County Board  
 (Vote for ONE)

|                                       | REGISTERED VOTERS | BALLOTS CAST | TURNOUT       | JOSEPH J KASSLY JR |
|---------------------------------------|-------------------|--------------|---------------|--------------------|
| Belleville 14                         | 92                | 3            | 3.26%         | 3                  |
| Belleville 15                         | 7                 | 0            | 0.00%         | 0                  |
| <b>BELLEVILLE TOWNSHIP<br/>TOTALS</b> | <b>99</b>         | <b>3</b>     | <b>3.03%</b>  | <b>3</b>           |
| St Clair 6                            | 671               | 21           | 3.13%         | 17                 |
| St Clair 9                            | 90                | 2            | 2.22%         | 2                  |
| St Clair 25                           | 419               | 20           | 4.77%         | 20                 |
| St Clair 30                           | 675               | 53           | 7.85%         | 46                 |
| <b>ST. CLAIR TOWNSHIP<br/>TOTALS</b>  | <b>1,855</b>      | <b>96</b>    | <b>5.18%</b>  | <b>85</b>          |
| Caseyville 3                          | 656               | 119          | 18.14%        | 106                |
| Caseyville 4                          | 732               | 126          | 17.21%        | 101                |
| Caseyville 8                          | 298               | 69           | 23.15%        | 61                 |
| Caseyville 9                          | 213               | 24           | 11.27%        | 19                 |
| Caseyville 11                         | 5                 | 0            | 0.00%         | 0                  |
| Caseyville 13                         | 796               | 67           | 8.42%         | 62                 |
| Caseyville 14                         | 603               | 84           | 13.93%        | 66                 |
| Caseyville 15                         | 464               | 84           | 18.10%        | 66                 |
| Caseyville 19                         | 522               | 117          | 22.41%        | 94                 |
| Caseyville 20                         | 487               | 87           | 17.86%        | 72                 |
| <b>CASEYVILLE TOWNSHIP<br/>TOTALS</b> | <b>4,776</b>      | <b>777</b>   | <b>16.27%</b> | <b>647</b>         |
| <b>ST. CLAIR TOTALS</b>               | <b>6,730</b>      | <b>876</b>   | <b>13.02%</b> | <b>735</b>         |
| <b>TOTALS</b>                         | <b>6,730</b>      | <b>876</b>   | <b>13.02%</b> | <b>735</b>         |

**CANVASS OF VOTES**  
**in St. Clair County, Illinois at the General Primary on Tuesday, March 18, 2014**


---

STATE OF ILLINOIS  
COUNTY OF ST. CLAIR

**St. Clair County Board District 28**

I, Thomas Holbrook, St. Clair County Clerk, do hereby certify that the above is a correct copy of the Canvass of votes cast at the General Primary held in St. Clair County on Tuesday, March 18, 2014. This canvass was made by the County Canvassing Board of St. Clair County and is now on file in my office.

Dated: Tuesday, April 8, 2014

A handwritten signature in black ink that reads "Thomas Holbrook". The signature is written in a cursive style with a large, sweeping initial "T".

---

Thomas Holbrook, St. Clair County Clerk

General Primary  
March 18, 2014  
Official Democratic Canvass  
St. Clair County, Illinois



20th Judicial Circuit  
(St. Clair)

Dated: Tuesday, April 8, 2014  
Issued by:

A handwritten signature in black ink that reads "Thomas Holbrook". The signature is written in a cursive style with a large, sweeping initial "T".

Thomas Holbrook  
St. Clair County Clerk

**General Primary**  
**March 18, 2014**  
 Thomas Holbrook  
 St. Clair County Clerk

**20th Judicial Circuit**  
**(St. Clair)**  
 For Judge Of The Circuit Court  
 (To Fill The Vacancy Of The Hon. Michael N. Cook)  
 (Vote for ONE)

|               | REGISTERED VOTERS | BALLOTS CAST | TURNOUT | HEINZ M. RUDOLF |
|---------------|-------------------|--------------|---------|-----------------|
| Belleville 1  | 566               | 34           | 6.01%   | 27              |
| Belleville 2  | 1,103             | 30           | 2.72%   | 23              |
| Belleville 3  | 822               | 58           | 7.06%   | 42              |
| Belleville 4  | 730               | 47           | 6.44%   | 39              |
| Belleville 5  | 798               | 72           | 9.02%   | 55              |
| Belleville 6  | 734               | 46           | 6.27%   | 43              |
| Belleville 7  | 753               | 57           | 7.57%   | 45              |
| Belleville 8  | 596               | 33           | 5.54%   | 27              |
| Belleville 9  | 566               | 33           | 5.83%   | 25              |
| Belleville 10 | 586               | 29           | 4.95%   | 21              |
| Belleville 11 | 576               | 33           | 5.73%   | 25              |
| Belleville 12 | 745               | 41           | 5.50%   | 37              |
| Belleville 13 | 914               | 65           | 7.11%   | 49              |
| Belleville 14 | 881               | 38           | 4.31%   | 32              |
| Belleville 15 | 639               | 51           | 7.98%   | 44              |
| Belleville 16 | 782               | 57           | 7.29%   | 49              |
| Belleville 17 | 646               | 48           | 7.43%   | 39              |
| Belleville 18 | 616               | 34           | 5.52%   | 24              |
| Belleville 19 | 689               | 31           | 4.50%   | 27              |
| Belleville 20 | 754               | 47           | 6.23%   | 36              |
| Belleville 21 | 708               | 58           | 8.19%   | 43              |
| Belleville 22 | 1,185             | 88           | 7.43%   | 61              |
| Belleville 23 | 783               | 53           | 6.77%   | 44              |
| Belleville 24 | 899               | 46           | 5.12%   | 43              |
| Belleville 25 | 692               | 27           | 3.90%   | 23              |
| Belleville 26 | 1,263             | 38           | 3.01%   | 35              |
| Belleville 27 | 594               | 41           | 6.90%   | 34              |
| Belleville 28 | 668               | 59           | 8.83%   | 55              |
| Belleville 29 | 612               | 45           | 7.35%   | 38              |
| Belleville 30 | 523               | 30           | 5.74%   | 24              |
| Belleville 31 | 873               | 44           | 5.04%   | 38              |
| Belleville 32 | 790               | 50           | 6.33%   | 38              |
| Belleville 33 | 718               | 101          | 14.07%  | 85              |
| Belleville 34 | 319               | 22           | 6.90%   | 18              |
| Belleville 35 | 1,067             | 68           | 6.37%   | 56              |

**General Primary**  
**March 18, 2014**  
 Thomas Holbrook  
 St. Clair County Clerk

**20th Judicial Circuit**  
**(St. Clair)**  
 For Judge Of The Circuit Court  
 (To Fill The Vacancy Of The Hon. Michael N. Cook)  
 (Vote for ONE)

|                            | REGISTERED VOTERS | BALLOTS CAST | TURNOUT      | HEINZ M. RUDOLF |
|----------------------------|-------------------|--------------|--------------|-----------------|
| <b>BELLEVILLE TOWNSHIP</b> | <b>26,190</b>     | <b>1,654</b> | <b>6.32%</b> | <b>1,344</b>    |
| <b>TOTALS</b>              |                   |              |              |                 |
| Mascoutah 1                | 1,077             | 30           | 2.79%        | 24              |
| Mascoutah 2                | 1,391             | 43           | 3.09%        | 36              |
| Mascoutah 3                | 1,501             | 30           | 2.00%        | 24              |
| Mascoutah 4                | 1,183             | 39           | 3.30%        | 30              |
| <b>MASCOUTAH TOWNSHIP</b>  | <b>5,152</b>      | <b>142</b>   | <b>2.76%</b> | <b>114</b>      |
| <b>TOTALS</b>              |                   |              |              |                 |
| Lebanon 1                  | 1,399             | 71           | 5.08%        | 61              |
| Lebanon 2                  | 677               | 47           | 6.94%        | 40              |
| Lebanon 3                  | 534               | 9            | 1.69%        | 8               |
| <b>LEBANON TOWNSHIP</b>    | <b>2,610</b>      | <b>127</b>   | <b>4.87%</b> | <b>109</b>      |
| <b>TOTALS</b>              |                   |              |              |                 |
| Shiloh Valley 1            | 1,433             | 52           | 3.63%        | 37              |
| Shiloh Valley 2            | 820               | 9            | 1.10%        | 7               |
| Shiloh Valley 3            | 561               | 11           | 1.96%        | 11              |
| Shiloh Valley 4            | 592               | 13           | 2.20%        | 12              |
| Shiloh Valley 5            | 1,481             | 57           | 3.85%        | 50              |
| <b>SHILOH VALLEY</b>       | <b>4,887</b>      | <b>142</b>   | <b>2.91%</b> | <b>117</b>      |
| <b>TOWNSHIP TOTALS</b>     |                   |              |              |                 |
| O Fallon 1                 | 969               | 44           | 4.54%        | 38              |
| O Fallon 2                 | 959               | 45           | 4.69%        | 38              |
| O Fallon 3                 | 640               | 18           | 2.81%        | 16              |
| O Fallon 4                 | 509               | 33           | 6.48%        | 29              |
| O Fallon 5                 | 1,020             | 19           | 1.86%        | 15              |
| O Fallon 6                 | 792               | 31           | 3.91%        | 26              |
| O Fallon 7                 | 1,053             | 33           | 3.13%        | 26              |
| O Fallon 8                 | 1,378             | 35           | 2.54%        | 28              |
| O Fallon 9                 | 929               | 24           | 2.58%        | 14              |
| O Fallon 10                | 957               | 20           | 2.09%        | 17              |
| O Fallon 11                | 950               | 30           | 3.16%        | 25              |
| O Fallon 12                | 1,140             | 35           | 3.07%        | 31              |
| O Fallon 13                | 1,108             | 46           | 4.15%        | 39              |
| O Fallon 14                | 805               | 25           | 3.11%        | 21              |
| O Fallon 15                | 1,081             | 23           | 2.13%        | 15              |
| O Fallon 16                | 1,013             | 31           | 3.06%        | 30              |

**General Primary**  
**March 18, 2014**  
 Thomas Holbrook  
 St. Clair County Clerk

**20th Judicial Circuit**  
**(St. Clair)**  
 For Judge Of The Circuit Court  
 (To Fill The Vacancy Of The Hon. Michael N. Cook)  
 (Vote for ONE)

|                                     | REGISTERED VOTERS | BALLOTS CAST | TURNOUT      | HEINZ M. RUDOLF |
|-------------------------------------|-------------------|--------------|--------------|-----------------|
| O Fallon 17                         | 753               | 32           | 4.25%        | 31              |
| O Fallon 18                         | 579               | 25           | 4.32%        | 19              |
| <b>O'FALLON TOWNSHIP<br/>TOTALS</b> | <b>16,635</b>     | <b>549</b>   | <b>3.30%</b> | <b>458</b>      |
| St Clair 1                          | 548               | 16           | 2.92%        | 12              |
| St Clair 2                          | 690               | 28           | 4.06%        | 24              |
| St Clair 3                          | 641               | 37           | 5.77%        | 32              |
| St Clair 4                          | 356               | 20           | 5.62%        | 17              |
| St Clair 5                          | 614               | 47           | 7.65%        | 36              |
| St Clair 6                          | 671               | 21           | 3.13%        | 18              |
| St Clair 7                          | 469               | 22           | 4.69%        | 19              |
| St Clair 8                          | 1,026             | 62           | 6.04%        | 55              |
| St Clair 9                          | 897               | 53           | 5.91%        | 45              |
| St Clair 10                         | 441               | 21           | 4.76%        | 14              |
| St Clair 11                         | 516               | 19           | 3.68%        | 16              |
| St Clair 12                         | 1,030             | 29           | 2.82%        | 27              |
| St Clair 13                         | 741               | 52           | 7.02%        | 39              |
| St Clair 14                         | 662               | 19           | 2.87%        | 15              |
| St Clair 15                         | 1,114             | 60           | 5.39%        | 48              |
| St Clair 16                         | 962               | 51           | 5.30%        | 46              |
| St Clair 17                         | 405               | 19           | 4.69%        | 17              |
| St Clair 18                         | 595               | 19           | 3.19%        | 18              |
| St Clair 19                         | 548               | 27           | 4.93%        | 17              |
| St Clair 20                         | 729               | 50           | 6.86%        | 41              |
| St Clair 21                         | 613               | 30           | 4.89%        | 22              |
| St Clair 22                         | 486               | 18           | 3.70%        | 17              |
| St Clair 23                         | 1,027             | 48           | 4.67%        | 42              |
| St Clair 24                         | 643               | 20           | 3.11%        | 18              |
| St Clair 25                         | 1,063             | 50           | 4.70%        | 43              |
| St Clair 26                         | 796               | 30           | 3.77%        | 24              |
| St Clair 27                         | 805               | 28           | 3.48%        | 22              |
| St Clair 28                         | 875               | 59           | 6.74%        | 46              |
| St Clair 29                         | 788               | 30           | 3.81%        | 24              |
| St Clair 30                         | 675               | 53           | 7.85%        | 48              |
| St Clair 31                         | 754               | 28           | 3.71%        | 26              |



**General Primary**  
**March 18, 2014**  
 Thomas Holbrook  
 St. Clair County Clerk

**20th Judicial Circuit**  
**(St. Clair)**  
 For Judge Of The Circuit Court  
 (To Fill The Vacancy Of The Hon. Michael N. Cook)  
 (Vote for ONE)

|                                   | REGISTERED VOTERS | BALLOTS CAST | TURNOUT      | HEINZ M. RUDOLF |
|-----------------------------------|-------------------|--------------|--------------|-----------------|
| St Clair 32                       | 530               | 11           | 2.08%        | 8               |
| St Clair 33                       | 750               | 33           | 4.40%        | 28              |
| <b>ST. CLAIR TOWNSHIP TOTALS</b>  | <b>23,460</b>     | <b>1,110</b> | <b>4.73%</b> | <b>924</b>      |
| Caseyville 1                      | 951               | 75           | 7.89%        | 68              |
| Caseyville 2                      | 1,063             | 49           | 4.61%        | 40              |
| Caseyville 3                      | 656               | 119          | 18.14%       | 97              |
| Caseyville 4                      | 732               | 126          | 17.21%       | 95              |
| Caseyville 5                      | 1,518             | 88           | 5.80%        | 68              |
| Caseyville 6                      | 552               | 38           | 6.88%        | 32              |
| Caseyville 7                      | 643               | 69           | 10.73%       | 56              |
| Caseyville 8                      | 828               | 154          | 18.60%       | 122             |
| Caseyville 9                      | 1,019             | 119          | 11.68%       | 100             |
| Caseyville 10                     | 536               | 22           | 4.10%        | 20              |
| Caseyville 11                     | 639               | 51           | 7.98%        | 40              |
| Caseyville 12                     | 1,549             | 46           | 2.97%        | 34              |
| Caseyville 13                     | 796               | 67           | 8.42%        | 54              |
| Caseyville 14                     | 603               | 84           | 13.93%       | 60              |
| Caseyville 15                     | 464               | 84           | 18.10%       | 61              |
| Caseyville 16                     | 393               | 29           | 7.38%        | 27              |
| Caseyville 17                     | 308               | 24           | 7.79%        | 19              |
| Caseyville 18                     | 450               | 48           | 10.67%       | 39              |
| Caseyville 19                     | 522               | 117          | 22.41%       | 92              |
| Caseyville 20                     | 487               | 87           | 17.86%       | 71              |
| Caseyville 21                     | 732               | 24           | 3.28%        | 22              |
| Caseyville 22                     | 490               | 24           | 4.90%        | 21              |
| Caseyville 23                     | 908               | 50           | 5.51%        | 39              |
| Caseyville 24                     | 692               | 37           | 5.35%        | 35              |
| Caseyville 25                     | 845               | 33           | 3.91%        | 30              |
| Caseyville 26                     | 1,425             | 72           | 5.05%        | 50              |
| Caseyville 27                     | 1,198             | 45           | 3.76%        | 43              |
| <b>CASEYVILLE TOWNSHIP TOTALS</b> | <b>20,999</b>     | <b>1,781</b> | <b>8.48%</b> | <b>1,435</b>    |
| Stookey 1                         | 1,555             | 56           | 3.60%        | 44              |
| Stookey 2                         | 801               | 41           | 5.12%        | 33              |
| Stookey 3                         | 464               | 19           | 4.09%        | 15              |

**General Primary**  
**March 18, 2014**  
 Thomas Holbrook  
 St. Clair County Clerk

**20th Judicial Circuit**  
**(St. Clair)**  
 For Judge Of The Circuit Court  
 (To Fill The Vacancy Of The Hon. Michael N. Cook)  
 (Vote for ONE)

|                                | REGISTERED VOTERS | BALLOTS CAST | TURNOUT      | HEINZ M. RUDOLF |
|--------------------------------|-------------------|--------------|--------------|-----------------|
| Stookey 4                      | 617               | 46           | 7.46%        | 41              |
| Stookey 5                      | 341               | 23           | 6.74%        | 21              |
| Stookey 6                      | 929               | 54           | 5.81%        | 52              |
| Stookey 7                      | 620               | 30           | 4.84%        | 24              |
| Stookey 8                      | 428               | 28           | 6.54%        | 26              |
| Stookey 9                      | 832               | 67           | 8.05%        | 63              |
| Stookey 10                     | 701               | 48           | 6.85%        | 36              |
| <b>STOOKEY TOWNSHIP TOTALS</b> | <b>7,288</b>      | <b>412</b>   | <b>5.65%</b> | <b>355</b>      |
| Centreville 1                  | 621               | 43           | 6.92%        | 32              |
| Centreville 2                  | 492               | 193          | 39.23%       | 129             |
| Centreville 3                  | 459               | 47           | 10.24%       | 39              |
| Centreville 4                  | 762               | 62           | 8.14%        | 55              |
| Centreville 5                  | 323               | 43           | 13.31%       | 28              |
| Centreville 6                  | 468               | 49           | 10.47%       | 39              |
| Centreville 7                  | 252               | 101          | 40.08%       | 77              |
| Centreville 8                  | 455               | 50           | 10.99%       | 44              |
| Centreville 9                  | 631               | 56           | 8.87%        | 44              |
| Centreville 10                 | 407               | 31           | 7.62%        | 22              |
| Centreville 11                 | 269               | 36           | 13.38%       | 29              |
| Centreville 12                 | 1,033             | 80           | 7.74%        | 55              |
| Centreville 13                 | 867               | 122          | 14.07%       | 104             |
| Centreville 14                 | 668               | 35           | 5.24%        | 25              |
| Centreville 15                 | 645               | 108          | 16.74%       | 83              |
| Centreville 16                 | 553               | 24           | 4.34%        | 19              |
| Centreville 17                 | 335               | 30           | 8.96%        | 24              |
| Centreville 18                 | 716               | 53           | 7.40%        | 41              |
| Centreville 19                 | 597               | 78           | 13.07%       | 67              |
| Centreville 20                 | 762               | 58           | 7.61%        | 49              |
| Centreville 21                 | 424               | 13           | 3.07%        | 11              |
| Centreville 22                 | 453               | 25           | 5.52%        | 22              |
| Centreville 23                 | 616               | 198          | 32.14%       | 168             |
| Centreville 24                 | 826               | 52           | 6.30%        | 41              |
| Centreville 25                 | 961               | 200          | 20.81%       | 154             |
| Centreville 26                 | 651               | 214          | 32.87%       | 167             |

**General Primary**  
**March 18, 2014**  
 Thomas Holbrook  
 St. Clair County Clerk

**20th Judicial Circuit**  
**(St. Clair)**  
 For Judge Of The Circuit Court  
 (To Fill The Vacancy Of The Hon. Michael N. Cook)  
 (Vote for ONE)

|                                     | REGISTERED VOTERS | BALLOTS CAST | TURNOUT       | HEINZ M. RUDOLF |
|-------------------------------------|-------------------|--------------|---------------|-----------------|
| Centreville 27                      | 533               | 276          | 51.78%        | 154             |
| <b>CENTREVILLE TOWNSHIP TOTALS</b>  | <b>15,779</b>     | <b>2,277</b> | <b>14.43%</b> | <b>1,722</b>    |
| Canteen 1                           | 607               | 292          | 48.11%        | 220             |
| Canteen 2                           | 618               | 159          | 25.73%        | 124             |
| Canteen 3                           | 171               | 66           | 38.60%        | 52              |
| Canteen 4                           | 234               | 97           | 41.45%        | 57              |
| Canteen 5                           | 343               | 202          | 58.89%        | 71              |
| Canteen 6                           | 294               | 109          | 37.07%        | 66              |
| Canteen 7                           | 445               | 94           | 21.12%        | 62              |
| Canteen 8                           | 263               | 38           | 14.45%        | 24              |
| Canteen 9                           | 452               | 86           | 19.03%        | 68              |
| Canteen 10                          | 376               | 111          | 29.52%        | 73              |
| Canteen 11                          | 146               | 38           | 26.03%        | 21              |
| Canteen 12                          | 416               | 127          | 30.53%        | 95              |
| Canteen 13                          | 496               | 92           | 18.55%        | 67              |
| Canteen 14                          | 184               | 21           | 11.41%        | 14              |
| <b>CANTEEN TOWNSHIP TOTALS</b>      | <b>5,045</b>      | <b>1,532</b> | <b>30.37%</b> | <b>1,014</b>    |
| Sugar Loaf 1                        | 1,181             | 64           | 5.42%         | 48              |
| Sugar Loaf 2                        | 675               | 46           | 6.81%         | 38              |
| Sugar Loaf 3                        | 554               | 47           | 8.48%         | 37              |
| Sugar Loaf 4                        | 763               | 52           | 6.82%         | 41              |
| Sugar Loaf 5                        | 822               | 60           | 7.30%         | 37              |
| Sugar Loaf 6                        | 757               | 40           | 5.28%         | 28              |
| <b>SUGAR LOAF TOWNSHIP TOTALS</b>   | <b>4,752</b>      | <b>309</b>   | <b>6.50%</b>  | <b>229</b>      |
| Stites 1                            | 499               | 84           | 16.83%        | 67              |
| <b>STITES TOWNSHIP TOTALS</b>       | <b>499</b>        | <b>84</b>    | <b>16.83%</b> | <b>67</b>       |
| Engelmann 1                         | 546               | 19           | 3.48%         | 15              |
| <b>ENGELMANN TOWNSHIP TOTALS</b>    | <b>546</b>        | <b>19</b>    | <b>3.48%</b>  | <b>15</b>       |
| Fayetteville 1                      | 450               | 30           | 6.67%         | 20              |
| Fayetteville 2                      | 709               | 29           | 4.09%         | 22              |
| <b>FAYETTEVILLE TOWNSHIP TOTALS</b> | <b>1,159</b>      | <b>59</b>    | <b>5.09%</b>  | <b>42</b>       |

**General Primary**  
**March 18, 2014**  
 Thomas Holbrook  
 St. Clair County Clerk

**20th Judicial Circuit**  
**(St. Clair)**  
 For Judge Of The Circuit Court  
 (To Fill The Vacancy Of The Hon. Michael N. Cook)  
 (Vote for ONE)

|  | REGISTERED VOTERS | BALLOTS CAST  | TURNOUT      | HEINZ M. RUDOLF |
|--|-------------------|---------------|--------------|-----------------|
| Marissa 1                              | 495               | 20            | 4.04%        | 16              |
| Marissa 2                              | 551               | 33            | 5.99%        | 22              |
| Marissa 3                              | 572               | 25            | 4.37%        | 17              |
| <b>MARISSA TOWNSHIP TOTALS</b>         | <b>1,618</b>      | <b>78</b>     | <b>4.82%</b> | <b>55</b>       |
| Freeburg 1                             | 1,223             | 50            | 4.09%        | 34              |
| Freeburg 2                             | 1,164             | 47            | 4.04%        | 37              |
| Freeburg 3                             | 1,120             | 72            | 6.43%        | 55              |
| <b>FREEBURG TOWNSHIP TOTALS</b>        | <b>3,507</b>      | <b>169</b>    | <b>4.82%</b> | <b>126</b>      |
| New Athens 1                           | 871               | 30            | 3.44%        | 22              |
| New Athens 2                           | 862               | 30            | 3.48%        | 22              |
| <b>NEW ATHENS TOWNSHIP TOTALS</b>      | <b>1,733</b>      | <b>60</b>     | <b>3.46%</b> | <b>44</b>       |
| Lenzburg 1                             | 672               | 44            | 6.55%        | 34              |
| <b>LENZBURG TOWNSHIP TOTALS</b>        | <b>672</b>        | <b>44</b>     | <b>6.55%</b> | <b>34</b>       |
| Prairie Du Long 1                      | 799               | 28            | 3.50%        | 21              |
| Prairie Du Long 2                      | 962               | 58            | 6.03%        | 52              |
| <b>PRAIRIE DU LONG TOWNSHIP TOTALS</b> | <b>1,761</b>      | <b>86</b>     | <b>4.88%</b> | <b>73</b>       |
| Smithton 1                             | 1,274             | 108           | 8.48%        | 88              |
| Smithton 2                             | 791               | 65            | 8.22%        | 54              |
| Smithton 3                             | 1,044             | 42            | 4.02%        | 38              |
| <b>SMITHTON TOWNSHIP TOTALS</b>        | <b>3,109</b>      | <b>215</b>    | <b>6.92%</b> | <b>180</b>      |
| Millstadt 1                            | 1,047             | 50            | 4.78%        | 41              |
| Millstadt 2                            | 1,404             | 62            | 4.42%        | 45              |
| Millstadt 3                            | 559               | 35            | 6.26%        | 30              |
| Millstadt 4                            | 848               | 38            | 4.48%        | 28              |
| Millstadt 5                            | 925               | 46            | 4.97%        | 32              |
| <b>MILLSTADT TOWNSHIP TOTALS</b>       | <b>4,783</b>      | <b>231</b>    | <b>4.83%</b> | <b>176</b>      |
| <b>ST. CLAIR TOTALS</b>                | <b>152,184</b>    | <b>11,080</b> | <b>7.28%</b> | <b>8,633</b>    |
| Precinct 01                            | 1,382             | 429           | 31.04%       | 159             |
| Precinct 02                            | 828               | 253           | 30.56%       | 218             |
| Precinct 03                            | 704               | 147           | 20.88%       | 82              |

**General Primary**  
**March 18, 2014**  
 Thomas Holbrook  
 St. Clair County Clerk

**20th Judicial Circuit**  
**(St. Clair)**  
 For Judge Of The Circuit Court  
 (To Fill The Vacancy Of The Hon. Michael N. Cook)  
 (Vote for ONE)

|                             | REGISTERED VOTERS | BALLOTS CAST  | TURNOUT       | HEINZ M. RUDOLF |
|-----------------------------|-------------------|---------------|---------------|-----------------|
| Precinct 04                 | 893               | 199           | 22.28%        | 116             |
| Precinct 05                 | 737               | 139           | 18.86%        | 100             |
| Precinct 06                 | 559               | 160           | 28.62%        | 112             |
| Precinct 07                 | 496               | 117           | 23.59%        | 73              |
| Precinct 08                 | 505               | 112           | 22.18%        | 72              |
| Precinct 09                 | 668               | 96            | 14.37%        | 55              |
| Precinct 10                 | 625               | 194           | 31.04%        | 67              |
| Precinct 11                 | 728               | 210           | 28.85%        | 86              |
| Precinct 12                 | 1,029             | 274           | 26.63%        | 158             |
| Precinct 13                 | 1,143             | 231           | 20.21%        | 158             |
| Precinct 14                 | 796               | 171           | 21.48%        | 125             |
| Precinct 15                 | 803               | 275           | 34.25%        | 154             |
| Precinct 16                 | 765               | 235           | 30.72%        | 159             |
| Precinct 17                 | 934               | 127           | 13.60%        | 78              |
| Precinct 18                 | 467               | 141           | 30.19%        | 102             |
| Precinct 19                 | 737               | 188           | 25.51%        | 137             |
| Precinct 20                 | 797               | 174           | 21.83%        | 105             |
| Precinct 21                 | 824               | 192           | 23.30%        | 123             |
| Precinct 22                 | 427               | 207           | 48.48%        | 160             |
| Precinct 23                 | 885               | 125           | 14.12%        | 97              |
| Precinct 24                 | 416               | 113           | 27.16%        | 90              |
| Precinct 25                 | 830               | 394           | 47.47%        | 165             |
| <b>CITY OF E. ST. LOUIS</b> | <b>18,978</b>     | <b>4,903</b>  | <b>25.84%</b> | <b>2,951</b>    |
| <b>TOTALS</b>               |                   |               |               |                 |
| <b>TOTALS</b>               | <b>171,162</b>    | <b>15,983</b> | <b>9.34%</b>  | <b>11,584</b>   |

**CANVASS OF VOTES**  
**in St. Clair County, Illinois at the General Primary on Tuesday, March 18, 2014**


---

STATE OF ILLINOIS  
COUNTY OF ST. CLAIR

**20th Judicial Circuit**  
**(St. Clair)**

I, Thomas Holbrook, St. Clair County Clerk, do hereby certify that the above is a correct copy of the Canvass of votes cast at the General Primary held in St. Clair County on Tuesday, March 18, 2014. This canvass was made by the County Canvassing Board of St. Clair County and is now on file in my office.

Dated: Tuesday, April 8, 2014

A handwritten signature in black ink that reads "Thomas Holbrook". The signature is written in a cursive style with a large, sweeping arch over the first letter "T".

---

Thomas Holbrook, St. Clair County Clerk

General Primary  
March 18, 2014  
Democratic Precinct Committeemen  
St. Clair County, Illinois



Dated: Tuesday, April 8, 2014

Issued by:

A handwritten signature in black ink that reads "Thomas Holbrook". The signature is written in a cursive style with a large, sweeping initial "T".

Thomas Holbrook  
St. Clair County Clerk

## Democrat Precinct Committeemen

---

### **Belleville 1**

---

|                   |       |
|-------------------|-------|
| Registered Voters | 566   |
| Weighted Vote     | 35    |
| Ballots Cast      | 34    |
| Turnout           | 6.01% |
| NO CANDIDATE      | 0     |

### **Belleville 2**

---

|                            |       |
|----------------------------|-------|
| Registered Voters          | 1103  |
| Weighted Vote              | 31    |
| Ballots Cast               | 30    |
| Turnout                    | 2.72% |
| JEFFREY COLLIER (Write-in) | 0     |

### **Belleville 3**

---

|                   |       |
|-------------------|-------|
| Registered Voters | 822   |
| Weighted Vote     | 58    |
| Ballots Cast      | 58    |
| Turnout           | 7.06% |
| DARRYL A POTTER   | 35    |
| LILLIAN SCHNEIDER | 22    |

### **Belleville 4**

---

|                                 |       |
|---------------------------------|-------|
| Registered Voters               | 730   |
| Weighted Vote                   | 47    |
| Ballots Cast                    | 47    |
| Turnout                         | 6.44% |
| PATRICK R D SULLIVAN (Write-in) | 16    |

### **Belleville 5**

---

|                   |       |
|-------------------|-------|
| Registered Voters | 798   |
| Weighted Vote     | 72    |
| Ballots Cast      | 72    |
| Turnout           | 9.02% |
| HELEN E COOK      | 45    |
| LEE GRIFFIN       | 27    |

### **Belleville 6**

---

|                   |       |
|-------------------|-------|
| Registered Voters | 734   |
| Weighted Vote     | 46    |
| Ballots Cast      | 46    |
| Turnout           | 6.27% |
| DONALD B ARNOLD   | 43    |



## Democrat Precinct Committeemen

---

### **Belleville 7**

---

|                   |       |
|-------------------|-------|
| Registered Voters | 753   |
| Weighted Vote     | 57    |
| Ballots Cast      | 57    |
| Turnout           | 7.57% |
| JANET KAY SCHMIDT | 40    |

### **Belleville 8**

---

|                   |       |
|-------------------|-------|
| Registered Voters | 596   |
| Weighted Vote     | 33    |
| Ballots Cast      | 33    |
| Turnout           | 5.54% |
| NO CANDIDATE      | 0     |

### **Belleville 9**

---

|                   |       |
|-------------------|-------|
| Registered Voters | 566   |
| Weighted Vote     | 33    |
| Ballots Cast      | 33    |
| Turnout           | 5.83% |
| NO CANDIDATE      | 0     |

### **Belleville 10**

---

|                   |       |
|-------------------|-------|
| Registered Voters | 586   |
| Weighted Vote     | 29    |
| Ballots Cast      | 29    |
| Turnout           | 4.95% |
| NO CANDIDATE      | 0     |

### **Belleville 11**

---

|                   |       |
|-------------------|-------|
| Registered Voters | 576   |
| Weighted Vote     | 33    |
| Ballots Cast      | 33    |
| Turnout           | 5.73% |
| WILLIAM G FORD    | 24    |

### **Belleville 12**

---

|                   |       |
|-------------------|-------|
| Registered Voters | 745   |
| Weighted Vote     | 41    |
| Ballots Cast      | 41    |
| Turnout           | 5.50% |
| JOHNNIE ANTHONY   | 38    |

## Democrat Precinct Committeemen

---

### **Belleville 13**

---

|                   |       |
|-------------------|-------|
| Registered Voters | 914   |
| Weighted Vote     | 65    |
| Ballots Cast      | 65    |
| Turnout           | 7.11% |
| CARY LEWIS V      | 27    |
| MONICA SOBCZAK    | 34    |

### **Belleville 14**

---

|                   |       |
|-------------------|-------|
| Registered Voters | 881   |
| Weighted Vote     | 38    |
| Ballots Cast      | 38    |
| Turnout           | 4.31% |
| JAMES J DAVIDSON  | 31    |

### **Belleville 15**

---

|                   |       |
|-------------------|-------|
| Registered Voters | 639   |
| Weighted Vote     | 51    |
| Ballots Cast      | 51    |
| Turnout           | 7.98% |
| IRMA G GOLLIDAY   | 44    |

### **Belleville 16**

---

|                   |       |
|-------------------|-------|
| Registered Voters | 782   |
| Weighted Vote     | 57    |
| Ballots Cast      | 57    |
| Turnout           | 7.29% |
| ROBERT S ANDERSON | 48    |
| DAVID L SKAGGS    | 7     |

### **Belleville 17**

---

|                   |       |
|-------------------|-------|
| Registered Voters | 646   |
| Weighted Vote     | 48    |
| Ballots Cast      | 48    |
| Turnout           | 7.43% |
| TARA N RUJAWITZ   | 38    |

### **Belleville 18**

---

|                    |       |
|--------------------|-------|
| Registered Voters  | 616   |
| Weighted Vote      | 34    |
| Ballots Cast       | 34    |
| Turnout            | 5.52% |
| LARRY W STAMMER JR | 30    |

## Democrat Precinct Committeemen

---

### **Belleville 19**

---

|                   |       |
|-------------------|-------|
| Registered Voters | 689   |
| Weighted Vote     | 31    |
| Ballots Cast      | 31    |
| Turnout           | 4.50% |
| NO CANDIDATE      | 0     |

### **Belleville 20**

---

|                          |       |
|--------------------------|-------|
| Registered Voters        | 754   |
| Weighted Vote            | 47    |
| Ballots Cast             | 47    |
| Turnout                  | 6.23% |
| SEAN K CRONIN (Write-in) | 5     |
| WALTER L HOOD (Write-in) | 5     |

### **Belleville 21**

---

|                   |       |
|-------------------|-------|
| Registered Voters | 708   |
| Weighted Vote     | 58    |
| Ballots Cast      | 58    |
| Turnout           | 8.19% |
| PAUL A SEIBERT    | 50    |

### **Belleville 22**

---

|                   |       |
|-------------------|-------|
| Registered Voters | 1185  |
| Weighted Vote     | 88    |
| Ballots Cast      | 88    |
| Turnout           | 7.43% |
| MARK A KERN       | 58    |

### **Belleville 23**

---

|                       |       |
|-----------------------|-------|
| Registered Voters     | 783   |
| Weighted Vote         | 54    |
| Ballots Cast          | 53    |
| Turnout               | 6.77% |
| THOMAS "TOM" HOLBROOK | 49    |

### **Belleville 24**

---

|                           |       |
|---------------------------|-------|
| Registered Voters         | 899   |
| Weighted Vote             | 46    |
| Ballots Cast              | 46    |
| Turnout                   | 5.12% |
| EDDIE CAUMIANT (Write-in) | 1     |

## Democrat Precinct Committeemen

---

### **Belleville 25**

---

|                   |       |
|-------------------|-------|
| Registered Voters | 692   |
| Weighted Vote     | 27    |
| Ballots Cast      | 27    |
| Turnout           | 3.90% |
| MICHAEL P HICKEY  | 22    |

### **Belleville 26**

---

|                    |       |
|--------------------|-------|
| Registered Voters  | 1263  |
| Weighted Vote      | 38    |
| Ballots Cast       | 38    |
| Turnout            | 3.01% |
| JOHNNIE A GOLLIDAY | 35    |

### **Belleville 27**

---

|                          |       |
|--------------------------|-------|
| Registered Voters        | 594   |
| Weighted Vote            | 41    |
| Ballots Cast             | 41    |
| Turnout                  | 6.90% |
| LLOYD M CUETO (Write-in) | 8     |

### **Belleville 28**

---

|                   |       |
|-------------------|-------|
| Registered Voters | 668   |
| Weighted Vote     | 59    |
| Ballots Cast      | 59    |
| Turnout           | 8.83% |
| ROGER OSTHOFF     | 51    |

### **Belleville 29**

---

|                        |       |
|------------------------|-------|
| Registered Voters      | 612   |
| Weighted Vote          | 45    |
| Ballots Cast           | 45    |
| Turnout                | 7.35% |
| BARBARA A STAPLES KING | 38    |

### **Belleville 30**

---

|                       |       |
|-----------------------|-------|
| Registered Voters     | 523   |
| Weighted Vote         | 30    |
| Ballots Cast          | 30    |
| Turnout               | 5.74% |
| MATT YOUNG (Write-in) | 6     |

## Democrat Precinct Committeemen

---

### **Belleville 31**

---

|                   |       |
|-------------------|-------|
| Registered Voters | 873   |
| Weighted Vote     | 44    |
| Ballots Cast      | 44    |
| Turnout           | 5.04% |
| KAREN L WILLCUTT  | 39    |

### **Belleville 32**

---

|                   |       |
|-------------------|-------|
| Registered Voters | 790   |
| Weighted Vote     | 50    |
| Ballots Cast      | 50    |
| Turnout           | 6.33% |
| MICHAEL J LUNDY   | 42    |

### **Belleville 33**

---

|                    |        |
|--------------------|--------|
| Registered Voters  | 718    |
| Weighted Vote      | 101    |
| Ballots Cast       | 101    |
| Turnout            | 14.07% |
| JAMES T CHADDERTON | 56     |
| LESTER BYRD        | 44     |

### **Belleville 34**

---

|                   |       |
|-------------------|-------|
| Registered Voters | 319   |
| Weighted Vote     | 22    |
| Ballots Cast      | 22    |
| Turnout           | 6.90% |
| NO CANDIDATE      | 0     |

### **Belleville 35**

---

|                   |       |
|-------------------|-------|
| Registered Voters | 1067  |
| Weighted Vote     | 68    |
| Ballots Cast      | 68    |
| Turnout           | 6.37% |
| ROBERT J SPRAGUE  | 51    |

### **Mascoutah 1**

---

|                   |       |
|-------------------|-------|
| Registered Voters | 1077  |
| Weighted Vote     | 30    |
| Ballots Cast      | 30    |
| Turnout           | 2.79% |
| NO CANDIDATE      | 0     |

## Democrat Precinct Committeemen

---

### Mascoutah 2

---

|                   |       |
|-------------------|-------|
| Registered Voters | 1391  |
| Weighted Vote     | 43    |
| Ballots Cast      | 43    |
| Turnout           | 3.09% |
| NO CANDIDATE      | 0     |

### Mascoutah 3

---

|                   |       |
|-------------------|-------|
| Registered Voters | 1501  |
| Weighted Vote     | 30    |
| Ballots Cast      | 30    |
| Turnout           | 2.00% |
| NO CANDIDATE      | 0     |

### Mascoutah 4

---

|                   |       |
|-------------------|-------|
| Registered Voters | 1183  |
| Weighted Vote     | 39    |
| Ballots Cast      | 39    |
| Turnout           | 3.30% |
| NO CANDIDATE      | 0     |

### Lebanon 1

---

|                   |       |
|-------------------|-------|
| Registered Voters | 1399  |
| Weighted Vote     | 72    |
| Ballots Cast      | 71    |
| Turnout           | 5.08% |
| NO CANDIDATE      | 0     |

### Lebanon 2

---

|                   |       |
|-------------------|-------|
| Registered Voters | 677   |
| Weighted Vote     | 47    |
| Ballots Cast      | 47    |
| Turnout           | 6.94% |
| S GENE RHODEN     | 45    |

### Lebanon 3

---

|                   |       |
|-------------------|-------|
| Registered Voters | 534   |
| Weighted Vote     | 9     |
| Ballots Cast      | 9     |
| Turnout           | 1.69% |
| NO CANDIDATE      | 0     |

## Democrat Precinct Committeemen

---

### Shiloh Valley 1

---

|                   |       |
|-------------------|-------|
| Registered Voters | 1433  |
| Weighted Vote     | 52    |
| Ballots Cast      | 52    |
| Turnout           | 3.63% |
| NO CANDIDATE      | 0     |

### Shiloh Valley 2

---

|                   |       |
|-------------------|-------|
| Registered Voters | 820   |
| Weighted Vote     | 9     |
| Ballots Cast      | 9     |
| Turnout           | 1.10% |
| NO CANDIDATE      | 0     |

### Shiloh Valley 3

---

|                   |       |
|-------------------|-------|
| Registered Voters | 561   |
| Weighted Vote     | 11    |
| Ballots Cast      | 11    |
| Turnout           | 1.96% |
| NO CANDIDATE      | 0     |

### Shiloh Valley 4

---

|                   |       |
|-------------------|-------|
| Registered Voters | 592   |
| Weighted Vote     | 13    |
| Ballots Cast      | 13    |
| Turnout           | 2.20% |
| NO CANDIDATE      | 0     |

### Shiloh Valley 5

---

|                    |       |
|--------------------|-------|
| Registered Voters  | 1481  |
| Weighted Vote      | 57    |
| Ballots Cast       | 57    |
| Turnout            | 3.85% |
| TAMEEKA L PURCHASE | 47    |

### O Fallon 1

---

|                   |       |
|-------------------|-------|
| Registered Voters | 969   |
| Weighted Vote     | 45    |
| Ballots Cast      | 44    |
| Turnout           | 4.54% |
| SUSAN HINES-WOBBE | 35    |

## Democrat Precinct Committeemen

---

### **O Fallon 2**

---

|                   |       |
|-------------------|-------|
| Registered Voters | 959   |
| Weighted Vote     | 45    |
| Ballots Cast      | 45    |
| Turnout           | 4.69% |
| NO CANDIDATE      | 0     |

### **O Fallon 3**

---

|                   |       |
|-------------------|-------|
| Registered Voters | 640   |
| Weighted Vote     | 18    |
| Ballots Cast      | 18    |
| Turnout           | 2.81% |
| NO CANDIDATE      | 0     |

### **O Fallon 4**

---

|                   |       |
|-------------------|-------|
| Registered Voters | 509   |
| Weighted Vote     | 33    |
| Ballots Cast      | 33    |
| Turnout           | 6.48% |
| NO CANDIDATE      | 0     |

### **O Fallon 5**

---

|                   |       |
|-------------------|-------|
| Registered Voters | 1020  |
| Weighted Vote     | 19    |
| Ballots Cast      | 19    |
| Turnout           | 1.86% |
| ROBERT G MORTON   | 16    |

### **O Fallon 6**

---

|                   |       |
|-------------------|-------|
| Registered Voters | 792   |
| Weighted Vote     | 31    |
| Ballots Cast      | 31    |
| Turnout           | 3.91% |
| NO CANDIDATE      | 0     |

### **O Fallon 7**

---

|                   |       |
|-------------------|-------|
| Registered Voters | 1053  |
| Weighted Vote     | 33    |
| Ballots Cast      | 33    |
| Turnout           | 3.13% |
| NO CANDIDATE      | 0     |



## Democrat Precinct Committeemen

---

### O Fallon 8

---

|                   |       |
|-------------------|-------|
| Registered Voters | 1378  |
| Weighted Vote     | 35    |
| Ballots Cast      | 35    |
| Turnout           | 2.54% |
| RANDI HAUTLY      | 28    |

### O Fallon 9

---

|                     |       |
|---------------------|-------|
| Registered Voters   | 929   |
| Weighted Vote       | 24    |
| Ballots Cast        | 24    |
| Turnout             | 2.58% |
| PATRICK J PRINDABLE | 17    |

### O Fallon 10

---

|                   |       |
|-------------------|-------|
| Registered Voters | 957   |
| Weighted Vote     | 20    |
| Ballots Cast      | 20    |
| Turnout           | 2.09% |
| NO CANDIDATE      | 0     |

### O Fallon 11

---

|                     |       |
|---------------------|-------|
| Registered Voters   | 950   |
| Weighted Vote       | 30    |
| Ballots Cast        | 30    |
| Turnout             | 3.16% |
| M PATRICK SCHAEFFER | 24    |

### O Fallon 12

---

|                   |       |
|-------------------|-------|
| Registered Voters | 1140  |
| Weighted Vote     | 35    |
| Ballots Cast      | 35    |
| Turnout           | 3.07% |
| MICHAEL J GODT    | 31    |

### O Fallon 13

---

|                   |       |
|-------------------|-------|
| Registered Voters | 1108  |
| Weighted Vote     | 46    |
| Ballots Cast      | 46    |
| Turnout           | 4.15% |
| RICHIE MEILE      | 39    |

## Democrat Precinct Committeemen

---

### O Fallon 14

---

|                   |       |
|-------------------|-------|
| Registered Voters | 805   |
| Weighted Vote     | 25    |
| Ballots Cast      | 25    |
| Turnout           | 3.11% |
| KEVIN R HAGARTY   | 22    |

### O Fallon 15

---

|                        |       |
|------------------------|-------|
| Registered Voters      | 1081  |
| Weighted Vote          | 23    |
| Ballots Cast           | 23    |
| Turnout                | 2.13% |
| MADelyn DALEY HARRISON | 16    |

### O Fallon 16

---

|                   |       |
|-------------------|-------|
| Registered Voters | 1013  |
| Weighted Vote     | 31    |
| Ballots Cast      | 31    |
| Turnout           | 3.06% |
| HUD NORSIGIAN     | 29    |

### O Fallon 17

---

|                   |       |
|-------------------|-------|
| Registered Voters | 753   |
| Weighted Vote     | 32    |
| Ballots Cast      | 32    |
| Turnout           | 4.25% |
| NO CANDIDATE      | 0     |

### O Fallon 18

---

|                     |       |
|---------------------|-------|
| Registered Voters   | 579   |
| Weighted Vote       | 25    |
| Ballots Cast        | 25    |
| Turnout             | 4.32% |
| CURTIS SCHILDKNECHT | 18    |

### St Clair 1

---

|                   |       |
|-------------------|-------|
| Registered Voters | 548   |
| Weighted Vote     | 16    |
| Ballots Cast      | 16    |
| Turnout           | 2.92% |
| NO CANDIDATE      | 0     |

## Democrat Precinct Committeemen

---

### St Clair 2

---

|                   |       |
|-------------------|-------|
| Registered Voters | 690   |
| Weighted Vote     | 28    |
| Ballots Cast      | 28    |
| Turnout           | 4.06% |
| NO CANDIDATE      | 0     |

### St Clair 3

---

|                   |       |
|-------------------|-------|
| Registered Voters | 641   |
| Weighted Vote     | 37    |
| Ballots Cast      | 37    |
| Turnout           | 5.77% |
| DENNIS S MEILE    | 31    |

### St Clair 4

---

|                   |       |
|-------------------|-------|
| Registered Voters | 356   |
| Weighted Vote     | 21    |
| Ballots Cast      | 20    |
| Turnout           | 5.62% |
| NO CANDIDATE      | 0     |

### St Clair 5

---

|                   |       |
|-------------------|-------|
| Registered Voters | 614   |
| Weighted Vote     | 47    |
| Ballots Cast      | 47    |
| Turnout           | 7.65% |
| CHRIS SANDROWSKI  | 35    |

### St Clair 6

---

|                   |       |
|-------------------|-------|
| Registered Voters | 671   |
| Weighted Vote     | 21    |
| Ballots Cast      | 21    |
| Turnout           | 3.13% |
| BILL PHILLIPS     | 17    |

### St Clair 7

---

|                   |       |
|-------------------|-------|
| Registered Voters | 469   |
| Weighted Vote     | 22    |
| Ballots Cast      | 22    |
| Turnout           | 4.69% |
| JOHN SCHMIERBACH  | 18    |

## Democrat Precinct Committeemen

---

### St Clair 8

---

|                         |       |
|-------------------------|-------|
| Registered Voters       | 1026  |
| Weighted Vote           | 62    |
| Ballots Cast            | 62    |
| Turnout                 | 6.04% |
| MICHAEL L GREENFIELD SR | 57    |

### St Clair 9

---

|                   |       |
|-------------------|-------|
| Registered Voters | 897   |
| Weighted Vote     | 53    |
| Ballots Cast      | 53    |
| Turnout           | 5.91% |
| DAVID M ROCHE     | 45    |

### St Clair 10

---

|                   |       |
|-------------------|-------|
| Registered Voters | 441   |
| Weighted Vote     | 21    |
| Ballots Cast      | 21    |
| Turnout           | 4.76% |
| JAYNIE WELLS      | 9     |

### St Clair 11

---

|                   |       |
|-------------------|-------|
| Registered Voters | 516   |
| Weighted Vote     | 19    |
| Ballots Cast      | 19    |
| Turnout           | 3.68% |
| FRANK JACKSON     | 17    |

### St Clair 12

---

|                      |       |
|----------------------|-------|
| Registered Voters    | 1030  |
| Weighted Vote        | 29    |
| Ballots Cast         | 29    |
| Turnout              | 2.82% |
| WILLIAM F KEELEY III | 28    |

### St Clair 13

---

|                          |       |
|--------------------------|-------|
| Registered Voters        | 741   |
| Weighted Vote            | 52    |
| Ballots Cast             | 52    |
| Turnout                  | 7.02% |
| ANGELA L GROSSMANN-ROEWE | 46    |

## Democrat Precinct Committeemen

---

### St Clair 14

---

|                   |       |
|-------------------|-------|
| Registered Voters | 662   |
| Weighted Vote     | 19    |
| Ballots Cast      | 19    |
| Turnout           | 2.87% |
| MICHAEL R BOYER   | 17    |

### St Clair 15

---

|                    |       |
|--------------------|-------|
| Registered Voters  | 1114  |
| Weighted Vote      | 61    |
| Ballots Cast       | 60    |
| Turnout            | 5.39% |
| JOHN "SKIP" KERNAN | 48    |

### St Clair 16

---

|                   |       |
|-------------------|-------|
| Registered Voters | 962   |
| Weighted Vote     | 51    |
| Ballots Cast      | 51    |
| Turnout           | 5.30% |
| SANDRA M WATT     | 49    |

### St Clair 17

---

|                   |       |
|-------------------|-------|
| Registered Voters | 405   |
| Weighted Vote     | 19    |
| Ballots Cast      | 19    |
| Turnout           | 4.69% |
| RICHARD EFFINGER  | 18    |

### St Clair 18

---

|                   |       |
|-------------------|-------|
| Registered Voters | 595   |
| Weighted Vote     | 19    |
| Ballots Cast      | 19    |
| Turnout           | 3.19% |
| NO CANDIDATE      | 0     |

### St Clair 19

---

|                    |       |
|--------------------|-------|
| Registered Voters  | 548   |
| Weighted Vote      | 27    |
| Ballots Cast       | 27    |
| Turnout            | 4.93% |
| CLAIRE B PRINDABLE | 15    |

## Democrat Precinct Committeemen

---

### St Clair 20

---

|                   |       |
|-------------------|-------|
| Registered Voters | 729   |
| Weighted Vote     | 50    |
| Ballots Cast      | 50    |
| Turnout           | 6.86% |
| CHARLES SUAREZ    | 42    |

### St Clair 21

---

|                   |       |
|-------------------|-------|
| Registered Voters | 613   |
| Weighted Vote     | 30    |
| Ballots Cast      | 30    |
| Turnout           | 4.89% |
| ANDREW STERNAU    | 23    |

### St Clair 22

---

|                   |       |
|-------------------|-------|
| Registered Voters | 486   |
| Weighted Vote     | 18    |
| Ballots Cast      | 18    |
| Turnout           | 3.70% |
| HERMAN ATKINS     | 18    |

### St Clair 23

---

|                   |       |
|-------------------|-------|
| Registered Voters | 1027  |
| Weighted Vote     | 48    |
| Ballots Cast      | 48    |
| Turnout           | 4.67% |
| NO CANDIDATE      | 0     |

### St Clair 24

---

|                   |       |
|-------------------|-------|
| Registered Voters | 643   |
| Weighted Vote     | 20    |
| Ballots Cast      | 20    |
| Turnout           | 3.11% |
| JAMES R WILLIAMS  | 18    |

### St Clair 25

---

|                   |       |
|-------------------|-------|
| Registered Voters | 1063  |
| Weighted Vote     | 50    |
| Ballots Cast      | 50    |
| Turnout           | 4.70% |
| JOHN C SAMBO      | 43    |

## Democrat Precinct Committeemen

---

### St Clair 26

---

|                   |       |
|-------------------|-------|
| Registered Voters | 796   |
| Weighted Vote     | 30    |
| Ballots Cast      | 30    |
| Turnout           | 3.77% |
| KEN L HIPKENS     | 24    |

### St Clair 27

---

|                   |       |
|-------------------|-------|
| Registered Voters | 805   |
| Weighted Vote     | 28    |
| Ballots Cast      | 28    |
| Turnout           | 3.48% |
| NO CANDIDATE      | 0     |

### St Clair 28

---

|                   |       |
|-------------------|-------|
| Registered Voters | 875   |
| Weighted Vote     | 59    |
| Ballots Cast      | 59    |
| Turnout           | 6.74% |
| ROBERT J TRENTMAN | 48    |

### St Clair 29

---

|                   |       |
|-------------------|-------|
| Registered Voters | 788   |
| Weighted Vote     | 30    |
| Ballots Cast      | 30    |
| Turnout           | 3.81% |
| NO CANDIDATE      | 0     |

### St Clair 30

---

|                   |       |
|-------------------|-------|
| Registered Voters | 675   |
| Weighted Vote     | 53    |
| Ballots Cast      | 53    |
| Turnout           | 7.85% |
| NO CANDIDATE      | 0     |

### St Clair 31

---

|                   |       |
|-------------------|-------|
| Registered Voters | 754   |
| Weighted Vote     | 28    |
| Ballots Cast      | 28    |
| Turnout           | 3.71% |
| NO CANDIDATE      | 0     |

## Democrat Precinct Committeemen

---

### St Clair 32

---

|                   |       |
|-------------------|-------|
| Registered Voters | 530   |
| Weighted Vote     | 11    |
| Ballots Cast      | 11    |
| Turnout           | 2.08% |
| NO CANDIDATE      | 0     |

### St Clair 33

---

|                   |       |
|-------------------|-------|
| Registered Voters | 750   |
| Weighted Vote     | 33    |
| Ballots Cast      | 33    |
| Turnout           | 4.40% |
| NO CANDIDATE      | 0     |

### Caseyville 1

---

|                   |       |
|-------------------|-------|
| Registered Voters | 951   |
| Weighted Vote     | 75    |
| Ballots Cast      | 75    |
| Turnout           | 7.89% |
| JOHN L WILSON     | 67    |

### Caseyville 2

---

|                   |       |
|-------------------|-------|
| Registered Voters | 1063  |
| Weighted Vote     | 49    |
| Ballots Cast      | 49    |
| Turnout           | 4.61% |
| DENNIS P RENNER   | 43    |

### Caseyville 3

---

|                      |        |
|----------------------|--------|
| Registered Voters    | 656    |
| Weighted Vote        | 119    |
| Ballots Cast         | 119    |
| Turnout              | 18.14% |
| GREGORY L COLEMAN SR | 99     |

### Caseyville 4

---

|                   |        |
|-------------------|--------|
| Registered Voters | 732    |
| Weighted Vote     | 126    |
| Ballots Cast      | 126    |
| Turnout           | 17.21% |
| NO CANDIDATE      | 0      |



## Democrat Precinct Committeemen

---

### Caseyville 5

---

|                    |       |
|--------------------|-------|
| Registered Voters  | 1518  |
| Weighted Vote      | 88    |
| Ballots Cast       | 88    |
| Turnout            | 5.80% |
| GEORGE A MARKEZICH | 78    |

### Caseyville 6

---

|                   |       |
|-------------------|-------|
| Registered Voters | 552   |
| Weighted Vote     | 38    |
| Ballots Cast      | 38    |
| Turnout           | 6.88% |
| NO CANDIDATE      | 0     |

### Caseyville 7

---

|                          |        |
|--------------------------|--------|
| Registered Voters        | 643    |
| Weighted Vote            | 69     |
| Ballots Cast             | 69     |
| Turnout                  | 10.73% |
| WALTER "WALLY" ABERNATHY | 59     |

### Caseyville 8

---

|                   |        |
|-------------------|--------|
| Registered Voters | 828    |
| Weighted Vote     | 154    |
| Ballots Cast      | 154    |
| Turnout           | 18.60% |
| NO CANDIDATE      | 0      |

### Caseyville 9

---

|                     |        |
|---------------------|--------|
| Registered Voters   | 1019   |
| Weighted Vote       | 119    |
| Ballots Cast        | 119    |
| Turnout             | 11.68% |
| BARBARA A BRUMFIELD | 95     |

### Caseyville 10

---

|                   |       |
|-------------------|-------|
| Registered Voters | 536   |
| Weighted Vote     | 22    |
| Ballots Cast      | 22    |
| Turnout           | 4.10% |
| RICHARD BATTAS    | 22    |

## Democrat Precinct Committeemen

---

### Caseyville 11

---

|                   |       |
|-------------------|-------|
| Registered Voters | 639   |
| Weighted Vote     | 51    |
| Ballots Cast      | 51    |
| Turnout           | 7.98% |
| NATHANIEL O BROWN | 42    |

### Caseyville 12

---

|                   |       |
|-------------------|-------|
| Registered Voters | 1549  |
| Weighted Vote     | 46    |
| Ballots Cast      | 46    |
| Turnout           | 2.97% |
| ANN M BARNUM      | 35    |

### Caseyville 13

---

|                   |       |
|-------------------|-------|
| Registered Voters | 796   |
| Weighted Vote     | 67    |
| Ballots Cast      | 67    |
| Turnout           | 8.42% |
| NO CANDIDATE      | 0     |

### Caseyville 14

---

|                          |        |
|--------------------------|--------|
| Registered Voters        | 603    |
| Weighted Vote            | 84     |
| Ballots Cast             | 84     |
| Turnout                  | 13.93% |
| GAIL MITCHELL (Write-in) | 14     |

### Caseyville 15

---

|                   |        |
|-------------------|--------|
| Registered Voters | 464    |
| Weighted Vote     | 84     |
| Ballots Cast      | 84     |
| Turnout           | 18.10% |
| SPEED ALLEN JR    | 68     |

### Caseyville 16

---

|                   |       |
|-------------------|-------|
| Registered Voters | 393   |
| Weighted Vote     | 29    |
| Ballots Cast      | 29    |
| Turnout           | 7.38% |
| DUSTIN J MORRISON | 27    |

## Democrat Precinct Committeemen

---

### Caseyville 17

---

|                   |       |
|-------------------|-------|
| Registered Voters | 308   |
| Weighted Vote     | 24    |
| Ballots Cast      | 24    |
| Turnout           | 7.79% |
| GEORGE CHANCE     | 18    |

### Caseyville 18

---

|                   |        |
|-------------------|--------|
| Registered Voters | 450    |
| Weighted Vote     | 48     |
| Ballots Cast      | 48     |
| Turnout           | 10.67% |
| NO CANDIDATE      | 0      |

### Caseyville 19

---

|                   |        |
|-------------------|--------|
| Registered Voters | 522    |
| Weighted Vote     | 117    |
| Ballots Cast      | 117    |
| Turnout           | 22.41% |
| ED FRAWLEY JR     | 99     |

### Caseyville 20

---

|                   |        |
|-------------------|--------|
| Registered Voters | 487    |
| Weighted Vote     | 88     |
| Ballots Cast      | 87     |
| Turnout           | 17.86% |
| RONALD L GOMPERS  | 70     |

### Caseyville 21

---

|                   |       |
|-------------------|-------|
| Registered Voters | 732   |
| Weighted Vote     | 24    |
| Ballots Cast      | 24    |
| Turnout           | 3.28% |
| RICHARD R GIBBS   | 23    |

### Caseyville 22

---

|                   |       |
|-------------------|-------|
| Registered Voters | 490   |
| Weighted Vote     | 24    |
| Ballots Cast      | 24    |
| Turnout           | 4.90% |
| JAMES V KRUMMRICH | 21    |

## Democrat Precinct Committeemen

---

### Caseyville 23

---

|                   |       |
|-------------------|-------|
| Registered Voters | 908   |
| Weighted Vote     | 50    |
| Ballots Cast      | 50    |
| Turnout           | 5.51% |
| DAVID PARKER      | 41    |

### Caseyville 24

---

|                   |       |
|-------------------|-------|
| Registered Voters | 692   |
| Weighted Vote     | 37    |
| Ballots Cast      | 37    |
| Turnout           | 5.35% |
| MARK T KUPSKY     | 35    |

### Caseyville 25

---

|                   |       |
|-------------------|-------|
| Registered Voters | 845   |
| Weighted Vote     | 33    |
| Ballots Cast      | 33    |
| Turnout           | 3.91% |
| GARY SENECHYN     | 33    |

### Caseyville 26

---

|                   |       |
|-------------------|-------|
| Registered Voters | 1425  |
| Weighted Vote     | 72    |
| Ballots Cast      | 72    |
| Turnout           | 5.05% |
| DENISE P WILLIAMS | 55    |

### Caseyville 27

---

|                   |       |
|-------------------|-------|
| Registered Voters | 1198  |
| Weighted Vote     | 45    |
| Ballots Cast      | 45    |
| Turnout           | 3.76% |
| JOHN HIPSKIND     | 40    |

### Stookey 1

---

|                   |       |
|-------------------|-------|
| Registered Voters | 1555  |
| Weighted Vote     | 56    |
| Ballots Cast      | 56    |
| Turnout           | 3.60% |
| NO CANDIDATE      | 0     |

## Democrat Precinct Committeemen

---

### **Stookey 2**

---

|                   |       |
|-------------------|-------|
| Registered Voters | 801   |
| Weighted Vote     | 41    |
| Ballots Cast      | 41    |
| Turnout           | 5.12% |
| JOHN J O GARA JR  | 29    |

### **Stookey 3**

---

|                   |       |
|-------------------|-------|
| Registered Voters | 464   |
| Weighted Vote     | 19    |
| Ballots Cast      | 19    |
| Turnout           | 4.09% |
| MICHAEL P TIERNAN | 12    |

### **Stookey 4**

---

|                   |       |
|-------------------|-------|
| Registered Voters | 617   |
| Weighted Vote     | 46    |
| Ballots Cast      | 46    |
| Turnout           | 7.46% |
| KEVIN T HOERNER   | 39    |

### **Stookey 5**

---

|                   |       |
|-------------------|-------|
| Registered Voters | 341   |
| Weighted Vote     | 23    |
| Ballots Cast      | 23    |
| Turnout           | 6.74% |
| JANET HORMBERG    | 23    |

### **Stookey 6**

---

|                   |       |
|-------------------|-------|
| Registered Voters | 929   |
| Weighted Vote     | 54    |
| Ballots Cast      | 54    |
| Turnout           | 5.81% |
| THOMAS B CANNADY  | 50    |

### **Stookey 7**

---

|                   |       |
|-------------------|-------|
| Registered Voters | 620   |
| Weighted Vote     | 30    |
| Ballots Cast      | 30    |
| Turnout           | 4.84% |
| LIAL L FIELD III  | 26    |

## Democrat Precinct Committeemen

---

### Stookey 8

---

|                      |       |
|----------------------|-------|
| Registered Voters    | 428   |
| Weighted Vote        | 28    |
| Ballots Cast         | 28    |
| Turnout              | 6.54% |
| MICHAEL J BURKE      | 18    |
| DONALD MICHAEL BETTS | 8     |

### Stookey 9

---

|                   |       |
|-------------------|-------|
| Registered Voters | 832   |
| Weighted Vote     | 67    |
| Ballots Cast      | 67    |
| Turnout           | 8.05% |
| GARRETT P HOERNER | 60    |

### Stookey 10

---

|                   |       |
|-------------------|-------|
| Registered Voters | 701   |
| Weighted Vote     | 48    |
| Ballots Cast      | 48    |
| Turnout           | 6.85% |
| MARY B BERNEKING  | 35    |

### Centreville 1

---

|                      |       |
|----------------------|-------|
| Registered Voters    | 621   |
| Weighted Vote        | 43    |
| Ballots Cast         | 43    |
| Turnout              | 6.92% |
| MALCOLM HENDERSON SR | 36    |

### Centreville 2

---

|                    |        |
|--------------------|--------|
| Registered Voters  | 492    |
| Weighted Vote      | 193    |
| Ballots Cast       | 193    |
| Turnout            | 39.23% |
| RICHARD RAY DUNCAN | 88     |
| JOE B MORGAN       | 103    |

### Centreville 3

---

|                   |        |
|-------------------|--------|
| Registered Voters | 459    |
| Weighted Vote     | 47     |
| Ballots Cast      | 47     |
| Turnout           | 10.24% |
| NO CANDIDATE      | 0      |

## Democrat Precinct Committeemen

---

### Centreville 4

---

|                       |       |
|-----------------------|-------|
| Registered Voters     | 762   |
| Weighted Vote         | 62    |
| Ballots Cast          | 62    |
| Turnout               | 8.14% |
| ROSE "BOO BOO" GOMRIC | 56    |

### Centreville 5

---

|                   |        |
|-------------------|--------|
| Registered Voters | 323    |
| Weighted Vote     | 43     |
| Ballots Cast      | 43     |
| Turnout           | 13.31% |
| CLINTON LOVETT JR | 40     |

### Centreville 6

---

|                   |        |
|-------------------|--------|
| Registered Voters | 468    |
| Weighted Vote     | 49     |
| Ballots Cast      | 49     |
| Turnout           | 10.47% |
| ERMA MILLARD      | 48     |

### Centreville 7

---

|                   |        |
|-------------------|--------|
| Registered Voters | 252    |
| Weighted Vote     | 105    |
| Ballots Cast      | 101    |
| Turnout           | 40.08% |
| IRMA J DALE       | 17     |
| DE MARIUS THOMAS  | 83     |

### Centreville 8

---

|                   |        |
|-------------------|--------|
| Registered Voters | 455    |
| Weighted Vote     | 51     |
| Ballots Cast      | 50     |
| Turnout           | 10.99% |
| PATRICK K DELANEY | 49     |

### Centreville 9

---

|                   |       |
|-------------------|-------|
| Registered Voters | 631   |
| Weighted Vote     | 56    |
| Ballots Cast      | 56    |
| Turnout           | 8.87% |
| FRED E CORNWELL   | 49    |

## Democrat Precinct Committeemen

---

### Centreville 10

---

|                   |       |
|-------------------|-------|
| Registered Voters | 407   |
| Weighted Vote     | 31    |
| Ballots Cast      | 31    |
| Turnout           | 7.62% |
| NO CANDIDATE      | 0     |

### Centreville 11

---

|                    |        |
|--------------------|--------|
| Registered Voters  | 269    |
| Weighted Vote      | 39     |
| Ballots Cast       | 36     |
| Turnout            | 13.38% |
| CHARLES RATTLER JR | 32     |

### Centreville 12

---

|                     |       |
|---------------------|-------|
| Registered Voters   | 1033  |
| Weighted Vote       | 82    |
| Ballots Cast        | 80    |
| Turnout             | 7.74% |
| LUVINA MOBLEY SMITH | 64    |

### Centreville 13

---

|                          |        |
|--------------------------|--------|
| Registered Voters        | 867    |
| Weighted Vote            | 122    |
| Ballots Cast             | 122    |
| Turnout                  | 14.07% |
| MELBA SANDERS            | 91     |
| MARIAN HUDSON (Write-in) | 1      |

### Centreville 14

---

|                   |       |
|-------------------|-------|
| Registered Voters | 668   |
| Weighted Vote     | 35    |
| Ballots Cast      | 35    |
| Turnout           | 5.24% |
| DE MARIO HELM SR  | 27    |

### Centreville 15

---

|                   |        |
|-------------------|--------|
| Registered Voters | 645    |
| Weighted Vote     | 108    |
| Ballots Cast      | 108    |
| Turnout           | 16.74% |
| WESLEY J BELL     | 28     |
| STEVEN L BROWN    | 74     |



## Democrat Precinct Committeemen

---

### Centreville 16

---

|                   |       |
|-------------------|-------|
| Registered Voters | 553   |
| Weighted Vote     | 24    |
| Ballots Cast      | 24    |
| Turnout           | 4.34% |
| GLORIA MC COY     | 20    |

### Centreville 17

---

|                   |       |
|-------------------|-------|
| Registered Voters | 335   |
| Weighted Vote     | 31    |
| Ballots Cast      | 30    |
| Turnout           | 8.96% |
| NO CANDIDATE      | 0     |

### Centreville 18

---

|                   |       |
|-------------------|-------|
| Registered Voters | 716   |
| Weighted Vote     | 53    |
| Ballots Cast      | 53    |
| Turnout           | 7.40% |
| GARY W CORNWELL   | 47    |

### Centreville 19

---

|                         |        |
|-------------------------|--------|
| Registered Voters       | 597    |
| Weighted Vote           | 78     |
| Ballots Cast            | 78     |
| Turnout                 | 13.07% |
| RALPH "WES" WOFFORD III | 17     |
| PAMELA P BRYANT         | 58     |

### Centreville 20

---

|                    |       |
|--------------------|-------|
| Registered Voters  | 762   |
| Weighted Vote      | 58    |
| Ballots Cast       | 58    |
| Turnout            | 7.61% |
| JERRY L NICHOLS SR | 51    |

### Centreville 21

---

|                   |       |
|-------------------|-------|
| Registered Voters | 424   |
| Weighted Vote     | 13    |
| Ballots Cast      | 13    |
| Turnout           | 3.07% |
| DRAKE L JACKSON   | 11    |

## Democrat Precinct Committeemen

---

### Centreville 22

---

|                    |       |
|--------------------|-------|
| Registered Voters  | 453   |
| Weighted Vote      | 26    |
| Ballots Cast       | 25    |
| Turnout            | 5.52% |
| LEVERT D CONWAY SR | 24    |

### Centreville 23

---

|                     |        |
|---------------------|--------|
| Registered Voters   | 616    |
| Weighted Vote       | 198    |
| Ballots Cast        | 198    |
| Turnout             | 32.14% |
| MARK C MC CLELLAND  | 65     |
| DARRELL I BOLDEN SR | 132    |

### Centreville 24

---

|                   |       |
|-------------------|-------|
| Registered Voters | 826   |
| Weighted Vote     | 52    |
| Ballots Cast      | 52    |
| Turnout           | 6.30% |
| GLORIA L WARE     | 42    |

### Centreville 25

---

|                      |        |
|----------------------|--------|
| Registered Voters    | 961    |
| Weighted Vote        | 200    |
| Ballots Cast         | 200    |
| Turnout              | 20.81% |
| MYRA L GUMMERSHEIMER | 50     |
| JAMES W HAYWOOD JR   | 145    |

### Centreville 26

---

|                         |        |
|-------------------------|--------|
| Registered Voters       | 651    |
| Weighted Vote           | 215    |
| Ballots Cast            | 214    |
| Turnout                 | 32.87% |
| JEFFERY KENT RADFORD SR | 112    |
| JEANETTA R PERKINS      | 91     |

## Democrat Precinct Committeemen

---

### Centreville 27

---

|                         |        |
|-------------------------|--------|
| Registered Voters       | 533    |
| Weighted Vote           | 278    |
| Ballots Cast            | 276    |
| Turnout                 | 51.78% |
| REGINALD "RED" REYNOLDS | 144    |
| LEO BROWN               | 129    |

### Canteen 1

---

|                   |        |
|-------------------|--------|
| Registered Voters | 607    |
| Weighted Vote     | 292    |
| Ballots Cast      | 292    |
| Turnout           | 48.11% |
| MICHAEL A SUAREZ  | 263    |

### Canteen 2

---

|                   |        |
|-------------------|--------|
| Registered Voters | 618    |
| Weighted Vote     | 159    |
| Ballots Cast      | 159    |
| Turnout           | 25.73% |
| NORMAN J MILLER   | 141    |

### Canteen 3

---

|                     |        |
|---------------------|--------|
| Registered Voters   | 171    |
| Weighted Vote       | 66     |
| Ballots Cast        | 66     |
| Turnout             | 38.60% |
| ANGIE "ANN" RODGERS | 63     |

### Canteen 4

---

|                     |        |
|---------------------|--------|
| Registered Voters   | 234    |
| Weighted Vote       | 98     |
| Ballots Cast        | 97     |
| Turnout             | 41.45% |
| ALETHIA "LISA" LACY | 83     |

### Canteen 5

---

|                              |        |
|------------------------------|--------|
| Registered Voters            | 343    |
| Weighted Vote                | 205    |
| Ballots Cast                 | 202    |
| Turnout                      | 58.89% |
| FERRIS "CHILLY" WILLIAMS     | 130    |
| EVERLEANER "NIECEY" PHILLIPS | 55     |

## Democrat Precinct Committeemen

---

### Canteen 6

---

|                       |        |
|-----------------------|--------|
| Registered Voters     | 294    |
| Weighted Vote         | 109    |
| Ballots Cast          | 109    |
| Turnout               | 37.07% |
| RICKIE THOMAS         | 72     |
| THEOTRIC W JACKSON JR | 33     |

### Canteen 7

---

|                           |        |
|---------------------------|--------|
| Registered Voters         | 445    |
| Weighted Vote             | 94     |
| Ballots Cast              | 94     |
| Turnout                   | 21.12% |
| CLYDE "STONEWALL" JACKSON | 54     |

### Canteen 8

---

|                     |        |
|---------------------|--------|
| Registered Voters   | 263    |
| Weighted Vote       | 38     |
| Ballots Cast        | 38     |
| Turnout             | 14.45% |
| SHERMAN L NICHOLSON | 26     |
| MARVIN B STRODE     | 6      |

### Canteen 9

---

|                    |        |
|--------------------|--------|
| Registered Voters  | 452    |
| Weighted Vote      | 93     |
| Ballots Cast       | 86     |
| Turnout            | 19.03% |
| TIMOTHY R HASAMEAR | 74     |

### Canteen 10

---

|                   |        |
|-------------------|--------|
| Registered Voters | 376    |
| Weighted Vote     | 111    |
| Ballots Cast      | 111    |
| Turnout           | 29.52% |
| WILLIE MC INTOSH  | 81     |
| VERNON E SCOTT    | 24     |

### Canteen 11

---

|                   |        |
|-------------------|--------|
| Registered Voters | 146    |
| Weighted Vote     | 38     |
| Ballots Cast      | 38     |
| Turnout           | 26.03% |
| ANTONIA INGRAM    | 26     |

## Democrat Precinct Committeemen

---

### Canteen 12

---

|                   |        |
|-------------------|--------|
| Registered Voters | 416    |
| Weighted Vote     | 127    |
| Ballots Cast      | 127    |
| Turnout           | 30.53% |
| SCOTT E PENNY SR  | 105    |

### Canteen 13

---

|                    |        |
|--------------------|--------|
| Registered Voters  | 496    |
| Weighted Vote      | 93     |
| Ballots Cast       | 92     |
| Turnout            | 18.55% |
| KENNETH L PETROSKI | 76     |

### Canteen 14

---

|                   |        |
|-------------------|--------|
| Registered Voters | 184    |
| Weighted Vote     | 21     |
| Ballots Cast      | 21     |
| Turnout           | 11.41% |
| NO CANDIDATE      | 0      |

### Sugar Loaf 1

---

|                   |       |
|-------------------|-------|
| Registered Voters | 1181  |
| Weighted Vote     | 64    |
| Ballots Cast      | 64    |
| Turnout           | 5.42% |
| V MAXINE LARSON   | 52    |

### Sugar Loaf 2

---

|                          |       |
|--------------------------|-------|
| Registered Voters        | 675   |
| Weighted Vote            | 46    |
| Ballots Cast             | 46    |
| Turnout                  | 6.81% |
| VIRGINIA L (JENNY) BROWN | 44    |

### Sugar Loaf 3

---

|                       |       |
|-----------------------|-------|
| Registered Voters     | 554   |
| Weighted Vote         | 47    |
| Ballots Cast          | 47    |
| Turnout               | 8.48% |
| NATALIE SAGER STEPPIG | 39    |

## Democrat Precinct Committeemen

---

### Sugar Loaf 4

---

|                   |       |
|-------------------|-------|
| Registered Voters | 763   |
| Weighted Vote     | 52    |
| Ballots Cast      | 52    |
| Turnout           | 6.82% |
| NO CANDIDATE      | 0     |

### Sugar Loaf 5

---

|                   |       |
|-------------------|-------|
| Registered Voters | 822   |
| Weighted Vote     | 60    |
| Ballots Cast      | 60    |
| Turnout           | 7.30% |
| NO CANDIDATE      | 0     |

### Sugar Loaf 6

---

|                   |       |
|-------------------|-------|
| Registered Voters | 757   |
| Weighted Vote     | 41    |
| Ballots Cast      | 40    |
| Turnout           | 5.28% |
| KURT JOHNSON      | 31    |

### Stites 1

---

|                   |        |
|-------------------|--------|
| Registered Voters | 499    |
| Weighted Vote     | 84     |
| Ballots Cast      | 84     |
| Turnout           | 16.83% |
| LYNN E HILL       | 70     |

### Engelmann 1

---

|                   |       |
|-------------------|-------|
| Registered Voters | 546   |
| Weighted Vote     | 19    |
| Ballots Cast      | 19    |
| Turnout           | 3.48% |
| NO CANDIDATE      | 0     |

### Fayetteville 1

---

|                   |       |
|-------------------|-------|
| Registered Voters | 450   |
| Weighted Vote     | 30    |
| Ballots Cast      | 30    |
| Turnout           | 6.67% |
| MARY G BOIDE      | 21    |

## Democrat Precinct Committeemen

---

### Fayetteville 2

---

|                   |       |
|-------------------|-------|
| Registered Voters | 709   |
| Weighted Vote     | 29    |
| Ballots Cast      | 29    |
| Turnout           | 4.09% |
| NO CANDIDATE      | 0     |

### Marissa 1

---

|                   |       |
|-------------------|-------|
| Registered Voters | 495   |
| Weighted Vote     | 20    |
| Ballots Cast      | 20    |
| Turnout           | 4.04% |
| NO CANDIDATE      | 0     |

### Marissa 2

---

|                   |       |
|-------------------|-------|
| Registered Voters | 551   |
| Weighted Vote     | 33    |
| Ballots Cast      | 33    |
| Turnout           | 5.99% |
| ROBERT R BEGGS    | 29    |

### Marissa 3

---

|                   |       |
|-------------------|-------|
| Registered Voters | 572   |
| Weighted Vote     | 25    |
| Ballots Cast      | 25    |
| Turnout           | 4.37% |
| NO CANDIDATE      | 0     |

### Freeburg 1

---

|                      |       |
|----------------------|-------|
| Registered Voters    | 1223  |
| Weighted Vote        | 50    |
| Ballots Cast         | 50    |
| Turnout              | 4.09% |
| SHERRY HEILIGENSTEIN | 37    |

### Freeburg 2

---

|                          |       |
|--------------------------|-------|
| Registered Voters        | 1164  |
| Weighted Vote            | 47    |
| Ballots Cast             | 47    |
| Turnout                  | 4.04% |
| FRANK "FX" HEILIGENSTEIN | 33    |

## Democrat Precinct Committeemen

---

### Freeburg 3

---

|                   |       |
|-------------------|-------|
| Registered Voters | 1120  |
| Weighted Vote     | 72    |
| Ballots Cast      | 72    |
| Turnout           | 6.43% |
| TONY L FUNDERBURG | 60    |

### New Athens 1

---

|                   |       |
|-------------------|-------|
| Registered Voters | 871   |
| Weighted Vote     | 30    |
| Ballots Cast      | 30    |
| Turnout           | 3.44% |
| NO CANDIDATE      | 0     |

### New Athens 2

---

|                   |       |
|-------------------|-------|
| Registered Voters | 862   |
| Weighted Vote     | 30    |
| Ballots Cast      | 30    |
| Turnout           | 3.48% |
| NO CANDIDATE      | 0     |

### Lenzburg 1

---

|                   |       |
|-------------------|-------|
| Registered Voters | 672   |
| Weighted Vote     | 44    |
| Ballots Cast      | 44    |
| Turnout           | 6.55% |
| TINA R BAUM       | 40    |

### Prairie Du Long 1

---

|                   |       |
|-------------------|-------|
| Registered Voters | 799   |
| Weighted Vote     | 28    |
| Ballots Cast      | 28    |
| Turnout           | 3.50% |
| DAN JUNCKER       | 20    |

### Prairie Du Long 2

---

|                   |       |
|-------------------|-------|
| Registered Voters | 962   |
| Weighted Vote     | 58    |
| Ballots Cast      | 58    |
| Turnout           | 6.03% |
| ROGER E POOLE     | 54    |



## Democrat Precinct Committeemen

---

### Smithton 1

---

|                   |       |
|-------------------|-------|
| Registered Voters | 1274  |
| Weighted Vote     | 108   |
| Ballots Cast      | 108   |
| Turnout           | 8.48% |
| RICK STONE        | 85    |

### Smithton 2

---

|                      |       |
|----------------------|-------|
| Registered Voters    | 791   |
| Weighted Vote        | 65    |
| Ballots Cast         | 65    |
| Turnout              | 8.22% |
| DANIEL B MC GUIRE SR | 58    |

### Smithton 3

---

|                   |       |
|-------------------|-------|
| Registered Voters | 1044  |
| Weighted Vote     | 42    |
| Ballots Cast      | 42    |
| Turnout           | 4.02% |
| BRIAN R PRICE     | 35    |

### Millstadt 1

---

|                   |       |
|-------------------|-------|
| Registered Voters | 1047  |
| Weighted Vote     | 50    |
| Ballots Cast      | 50    |
| Turnout           | 4.78% |
| NO CANDIDATE      | 0     |

### Millstadt 2

---

|                   |       |
|-------------------|-------|
| Registered Voters | 1404  |
| Weighted Vote     | 62    |
| Ballots Cast      | 62    |
| Turnout           | 4.42% |
| NO CANDIDATE      | 0     |

### Millstadt 3

---

|                   |       |
|-------------------|-------|
| Registered Voters | 559   |
| Weighted Vote     | 35    |
| Ballots Cast      | 35    |
| Turnout           | 6.26% |
| NO CANDIDATE      | 0     |

## Democrat Precinct Committeemen

---

### Millstadt 4

---

|                   |       |
|-------------------|-------|
| Registered Voters | 848   |
| Weighted Vote     | 38    |
| Ballots Cast      | 38    |
| Turnout           | 4.48% |
| NO CANDIDATE      | 0     |

### Millstadt 5

---

|                   |       |
|-------------------|-------|
| Registered Voters | 925   |
| Weighted Vote     | 46    |
| Ballots Cast      | 46    |
| Turnout           | 4.97% |
| NO CANDIDATE      | 0     |

### E St Louis 1

---

|                         |        |
|-------------------------|--------|
| Registered Voters       | 1382   |
| Weighted Vote           | 430    |
| Ballots Cast            | 429    |
| Turnout                 | 31.04% |
| SHERWIN "HERC" HAYWOOD  | 144    |
| MICHAEL "RUMP" ROBERTS  | 253    |
| MATTHIAS "MATT" HAWKINS | 19     |

### E St Louis 2

---

|                   |        |
|-------------------|--------|
| Registered Voters | 828    |
| Weighted Vote     | 253    |
| Ballots Cast      | 253    |
| Turnout           | 30.56% |
| OLIVER W HAMILTON | 246    |

### E St Louis 3

---

|                   |        |
|-------------------|--------|
| Registered Voters | 704    |
| Weighted Vote     | 147    |
| Ballots Cast      | 147    |
| Turnout           | 20.88% |
| RICKY EASTERN     | 143    |

### E St Louis 4

---

|                        |        |
|------------------------|--------|
| Registered Voters      | 893    |
| Weighted Vote          | 199    |
| Ballots Cast           | 199    |
| Turnout                | 22.28% |
| WILLIE "LEAVELL" DANCY | 183    |

## Democrat Precinct Committeemen

---

### **E St Louis 5**

---

|                      |        |
|----------------------|--------|
| Registered Voters    | 737    |
| Weighted Vote        | 139    |
| Ballots Cast         | 139    |
| Turnout              | 18.86% |
| CHARLES R POWELL III | 121    |

### **E St Louis 6**

---

|                   |        |
|-------------------|--------|
| Registered Voters | 559    |
| Weighted Vote     | 161    |
| Ballots Cast      | 160    |
| Turnout           | 28.62% |
| ROY MOSLEY SR     | 110    |
| SHIRLEY SAMUELS   | 49     |

### **E St Louis 7**

---

|                   |        |
|-------------------|--------|
| Registered Voters | 496    |
| Weighted Vote     | 117    |
| Ballots Cast      | 117    |
| Turnout           | 23.59% |
| EDDIE LEE JACKSON | 107    |

### **E St Louis 8**

---

|                   |        |
|-------------------|--------|
| Registered Voters | 505    |
| Weighted Vote     | 112    |
| Ballots Cast      | 112    |
| Turnout           | 22.18% |
| LONZO GREENWOOD   | 103    |

### **E St Louis 9**

---

|                    |        |
|--------------------|--------|
| Registered Voters  | 668    |
| Weighted Vote      | 96     |
| Ballots Cast       | 96     |
| Turnout            | 14.37% |
| ROBERT EASTERN III | 74     |

### **E St Louis 10**

---

|                   |        |
|-------------------|--------|
| Registered Voters | 625    |
| Weighted Vote     | 194    |
| Ballots Cast      | 194    |
| Turnout           | 31.04% |
| SHEREE L HAMILTON | 30     |
| NARTICIA LONG     | 48     |
| JEROME LOCKETT    | 112    |

## Democrat Precinct Committeemen

---

### **E St Louis 11**

---

|                   |        |
|-------------------|--------|
| Registered Voters | 728    |
| Weighted Vote     | 210    |
| Ballots Cast      | 210    |
| Turnout           | 28.85% |
| VALERIE GEE       | 71     |
| TERRANCE L HARLAN | 124    |

### **E St Louis 12**

---

|                   |        |
|-------------------|--------|
| Registered Voters | 1029   |
| Weighted Vote     | 274    |
| Ballots Cast      | 274    |
| Turnout           | 26.63% |
| FRANK C SMITH     | 126    |
| KIM I HAYWOOD SR  | 109    |
| KELVIN SEARCY     | 26     |

### **E St Louis 13**

---

|                     |        |
|---------------------|--------|
| Registered Voters   | 1143   |
| Weighted Vote       | 231    |
| Ballots Cast        | 231    |
| Turnout             | 20.21% |
| HARRY HOLLINGSWORTH | 152    |

### **E St Louis 14**

---

|                   |        |
|-------------------|--------|
| Registered Voters | 796    |
| Weighted Vote     | 171    |
| Ballots Cast      | 171    |
| Turnout           | 21.48% |
| JESSE L DAVIS     | 75     |
| TYRONE BILLS SR   | 77     |
| KATHY WESTLEY     | 7      |

### **E St Louis 15**

---

|                   |        |
|-------------------|--------|
| Registered Voters | 803    |
| Weighted Vote     | 275    |
| Ballots Cast      | 275    |
| Turnout           | 34.25% |
| R C CLARK         | 224    |
| KEVIN MC CASTER   | 43     |

## Democrat Precinct Committeemen

---

### **E St Louis 16**

---

|                      |        |
|----------------------|--------|
| Registered Voters    | 765    |
| Weighted Vote        | 235    |
| Ballots Cast         | 235    |
| Turnout              | 30.72% |
| RAYMOND BONDS        | 103    |
| ANGELA NELSON        | 26     |
| JEFFERY D HOWARD III | 87     |
| DARYL MOORE          | 9      |

### **E St Louis 17**

---

|                           |        |
|---------------------------|--------|
| Registered Voters         | 934    |
| Weighted Vote             | 127    |
| Ballots Cast              | 127    |
| Turnout                   | 13.60% |
| TROY F MOSLEY             | 110    |
| MENYOUN JORDAN (Write-in) | 0      |

### **E St Louis 18**

---

|                     |        |
|---------------------|--------|
| Registered Voters   | 467    |
| Weighted Vote       | 142    |
| Ballots Cast        | 141    |
| Turnout             | 30.19% |
| KENNETH "BUG" WATTS | 80     |
| LILLIE BUTLER       | 56     |

### **E St Louis 19**

---

|                   |        |
|-------------------|--------|
| Registered Voters | 737    |
| Weighted Vote     | 188    |
| Ballots Cast      | 188    |
| Turnout           | 25.51% |
| VICTORIA CLAY     | 147    |
| DONISHA OLDEN     | 34     |

### **E St Louis 20**

---

|                   |        |
|-------------------|--------|
| Registered Voters | 797    |
| Weighted Vote     | 174    |
| Ballots Cast      | 174    |
| Turnout           | 21.83% |
| EDITH A MOORE     | 164    |

## Democrat Precinct Committeemen

---

### **E St Louis 21**

---

|                   |        |
|-------------------|--------|
| Registered Voters | 824    |
| Weighted Vote     | 192    |
| Ballots Cast      | 192    |
| Turnout           | 23.30% |
| KHALIL EL-AMIN    | 151    |
| DOROTHY JOSHWAY   | 37     |

### **E St Louis 22**

---

|                   |        |
|-------------------|--------|
| Registered Voters | 427    |
| Weighted Vote     | 207    |
| Ballots Cast      | 207    |
| Turnout           | 48.48% |
| FELIX ARNOLD      | 104    |
| JESSE LEWIS       | 95     |

### **E St Louis 23**

---

|                   |        |
|-------------------|--------|
| Registered Voters | 885    |
| Weighted Vote     | 125    |
| Ballots Cast      | 125    |
| Turnout           | 14.12% |
| SAMUEL SWANSON    | 102    |

### **E St Louis 24**

---

|                   |        |
|-------------------|--------|
| Registered Voters | 416    |
| Weighted Vote     | 113    |
| Ballots Cast      | 113    |
| Turnout           | 27.16% |
| ALVIN L PARKS JR  | 103    |

### **E St Louis 25**

---

|                    |        |
|--------------------|--------|
| Registered Voters  | 830    |
| Weighted Vote      | 394    |
| Ballots Cast       | 394    |
| Turnout            | 47.47% |
| KINNIS WILLIAMS SR | 202    |
| MILLICENT A CASON  | 179    |

General Primary  
March 18, 2014  
Official Abstract of Republican Votes  
St. Clair County, Illinois



Dated: Tuesday, April 8, 2014

Issued by:

A handwritten signature in black ink that reads "Thomas Holbrook". The signature is written in a cursive style with a large, sweeping initial "T".

Thomas Holbrook  
St. Clair County Clerk

## ABSTRACT OF REPUBLICAN VOTES

in St. Clair County, Illinois at the General Primary on Tuesday, March 18, 2014

---

STATE OF ILLINOIS  
COUNTY OF ST. CLAIR

### SUMMARY OF VOTES

---

|                       |         |
|-----------------------|---------|
| Precincts Reporting:  | 230     |
| Registered Voters:    | 171,162 |
| Ballots Cast:         | 12,100  |
| Federal Ballots Cast: | 18      |
| Total Ballots Cast:   | 12,118  |

---



**ABSTRACT OF REPUBLICAN VOTES**  
in St. Clair County, Illinois at the General Primary on Tuesday, March 18, 2014

---

STATE OF ILLINOIS  
COUNTY OF ST. CLAIR

**FEDERAL**

---

|                       |         |
|-----------------------|---------|
| Precincts Reporting:  | 230     |
| Registered Voters:    | 171,162 |
| Ballots Cast:         | 12,100  |
| Federal Ballots Cast: | 18      |
| Total Ballots Cast:   | 12,118  |

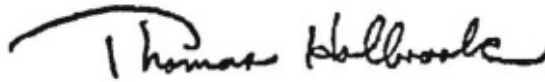
---

**For United States Senator**  
**(Vote for ONE)**

|                                 |       |
|---------------------------------|-------|
| JAMES D. "JIM" OBERWEIS         | 7,456 |
| DOUGLAS LEE TRUAX               | 3,211 |
| SHERRY PROCARIONE<br>(Write-in) | 0     |

I, Thomas Holbrook, St. Clair County Clerk, do hereby certify that the above is a correct copy of the Canvass of votes cast at the General Primary held in St. Clair County on Tuesday, March 18, 2014. This canvass was made by the County Canvassing Board of St. Clair County and is now on file in my office.

Dated: Tuesday, April 8, 2014



---

Thomas Holbrook, St. Clair County Clerk

**ABSTRACT OF REPUBLICAN VOTES**  
in St. Clair County, Illinois at the General Primary on Tuesday, March 18, 2014

---

STATE OF ILLINOIS  
COUNTY OF ST. CLAIR

**STATE OF ILLINOIS**

---

|                      |         |
|----------------------|---------|
| Precincts Reporting: | 230     |
| Registered Voters:   | 171,162 |
| Ballots Cast:        | 12,100  |

---

**For Governor And Lieutenant Governor  
(Vote for ONE)**

|  |       |
|--|-------|
| ( BILL BRADY<br>( MARIA RODRIGUEZ      | 2,063 |
| ( DAN RUTHERFORD<br>( STEVE KIM        | 974   |
| ( KIRK W. DILLARD<br>( JIL TRACY       | 4,060 |
| ( BRUCE RAUNER<br>( EVELYN SANGUINETTI | 4,716 |

**For Attorney General  
(Vote for ONE)**

|                 |       |
|-----------------|-------|
| PAUL M. SCHIMPF | 9,174 |
|-----------------|-------|

**For Secretary Of State  
(Vote for ONE)**

|                 |       |
|-----------------|-------|
| MICHAEL WEBSTER | 9,154 |
|-----------------|-------|

**For Comptroller  
(Vote for ONE)**

|                   |       |
|-------------------|-------|
| JUDY BAAR TOPINKA | 9,310 |
|-------------------|-------|

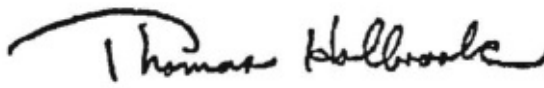
**For Treasurer  
(Vote for ONE)**

|           |       |
|-----------|-------|
| TOM CROSS | 3,953 |
|-----------|-------|

|            |       |
|------------|-------|
| BOB GROGAN | 5,980 |
|------------|-------|

I, Thomas Holbrook, St. Clair County Clerk, do hereby certify that the above is a correct copy of the Canvass of votes cast at the General Primary held in St. Clair County on Tuesday, March 18, 2014. This canvass was made by the County Canvassing Board of St. Clair County and is now on file in my office.

Dated: Tuesday, April 8, 2014

A handwritten signature in black ink that reads "Thomas Holbrook". The signature is written in a cursive style with a large, sweeping initial "T".

---

Thomas Holbrook, St. Clair County Clerk

**ABSTRACT OF REPUBLICAN VOTES**  
in St. Clair County, Illinois at the General Primary on Tuesday, March 18, 2014

---

STATE OF ILLINOIS  
COUNTY OF ST. CLAIR

**12TH CONGRESSIONAL DISTRICT**

---

|                       |         |
|-----------------------|---------|
| Precincts Reporting:  | 230     |
| Registered Voters:    | 171,162 |
| Ballots Cast:         | 12,100  |
| Federal Ballots Cast: | 18      |
| Total Ballots Cast:   | 12,118  |

---

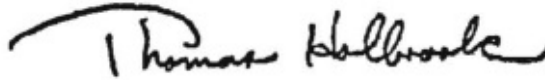
**For Representative In Congress**  
**(Vote for ONE)**

MIKE BOST

9,126

I, Thomas Holbrook, St. Clair County Clerk, do hereby certify that the above is a correct copy of the Canvass of votes cast at the General Primary held in St. Clair County on Tuesday, March 18, 2014. This canvass was made by the County Canvassing Board of St. Clair County and is now on file in my office.

Dated: Tuesday, April 8, 2014



\_\_\_\_\_  
Thomas Holbrook, St. Clair County Clerk

**ABSTRACT OF REPUBLICAN VOTES**  
in St. Clair County, Illinois at the General Primary on Tuesday, March 18, 2014

---

STATE OF ILLINOIS  
COUNTY OF ST. CLAIR

**54TH LEGISLATIVE DISTRICT**

---

|                      |        |
|----------------------|--------|
| Precincts Reporting: | 18     |
| Registered Voters:   | 12,391 |
| Ballots Cast:        | 1,538  |

---


**For State Senator**  
**(Vote for ONE)**

KYLE McCARTER

1,278

I, Thomas Holbrook, St. Clair County Clerk, do hereby certify that the above is a correct copy of the Canvass of votes cast at the General Primary held in St. Clair County on Tuesday, March 18, 2014. This canvass was made by the County Canvassing Board of St. Clair County and is now on file in my office.

Dated: Tuesday, April 8, 2014



---

Thomas Holbrook, St. Clair County Clerk

**ABSTRACT OF REPUBLICAN VOTES**  
in St. Clair County, Illinois at the General Primary on Tuesday, March 18, 2014

---

STATE OF ILLINOIS  
COUNTY OF ST. CLAIR

**57TH LEGISLATIVE DISTRICT**

---

|                      |         |
|----------------------|---------|
| Precincts Reporting: | 187     |
| Registered Voters:   | 127,759 |
| Ballots Cast:        | 7,698   |

---

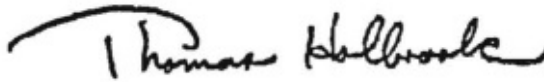
**For State Senator**  
**(Vote for ONE)**

NO CANDIDATE

0

I, Thomas Holbrook, St. Clair County Clerk, do hereby certify that the above is a correct copy of the Canvass of votes cast at the General Primary held in St. Clair County on Tuesday, March 18, 2014. This canvass was made by the County Canvassing Board of St. Clair County and is now on file in my office.

Dated: Tuesday, April 8, 2014



---

Thomas Holbrook, St. Clair County Clerk

**ABSTRACT OF REPUBLICAN VOTES**  
in St. Clair County, Illinois at the General Primary on Tuesday, March 18, 2014

---

STATE OF ILLINOIS  
COUNTY OF ST. CLAIR

**108TH REPRESENTATIVE DISTRICT**

---

|                      |        |
|----------------------|--------|
| Precincts Reporting: | 18     |
| Registered Voters:   | 12,391 |
| Ballots Cast:        | 1,538  |

---


**For Representative In The General Assembly**  
**(Vote for ONE)**

CHARLIE MEIER

1,230

I, Thomas Holbrook, St. Clair County Clerk, do hereby certify that the above is a correct copy of the Canvass of votes cast at the General Primary held in St. Clair County on Tuesday, March 18, 2014. This canvass was made by the County Canvassing Board of St. Clair County and is now on file in my office.

Dated: Tuesday, April 8, 2014



---

Thomas Holbrook, St. Clair County Clerk

**ABSTRACT OF REPUBLICAN VOTES**  
in St. Clair County, Illinois at the General Primary on Tuesday, March 18, 2014

---

STATE OF ILLINOIS  
COUNTY OF ST. CLAIR

**112TH REPRESENTATIVE DISTRICT**

---

|                      |        |
|----------------------|--------|
| Precincts Reporting: | 16     |
| Registered Voters:   | 11,727 |
| Ballots Cast:        | 812    |

---


**For Representative In The General Assembly**  
**(Vote for ONE)**

DWIGHT D. KAY

669

I, Thomas Holbrook, St. Clair County Clerk, do hereby certify that the above is a correct copy of the Canvass of votes cast at the General Primary held in St. Clair County on Tuesday, March 18, 2014. This canvass was made by the County Canvassing Board of St. Clair County and is now on file in my office.

Dated: Tuesday, April 8, 2014



---

Thomas Holbrook, St. Clair County Clerk



**ABSTRACT OF REPUBLICAN VOTES**  
in St. Clair County, Illinois at the General Primary on Tuesday, March 18, 2014

---

STATE OF ILLINOIS  
COUNTY OF ST. CLAIR

**113TH REPRESENTATIVE DISTRICT**

---

|                      |        |
|----------------------|--------|
| Precincts Reporting: | 98     |
| Registered Voters:   | 59,466 |
| Ballots Cast:        | 4,481  |

---


**For Representative In The General Assembly**  
**(Vote for ONE)**

MELINDA HULT

3,419

I, Thomas Holbrook, St. Clair County Clerk, do hereby certify that the above is a correct copy of the Canvass of votes cast at the General Primary held in St. Clair County on Tuesday, March 18, 2014. This canvass was made by the County Canvassing Board of St. Clair County and is now on file in my office.

Dated: Tuesday, April 8, 2014



---

Thomas Holbrook, St. Clair County Clerk

**ABSTRACT OF REPUBLICAN VOTES**  
in St. Clair County, Illinois at the General Primary on Tuesday, March 18, 2014

---

STATE OF ILLINOIS  
COUNTY OF ST. CLAIR

**114TH REPRESENTATIVE DISTRICT**

---

|                      |        |
|----------------------|--------|
| Precincts Reporting: | 109    |
| Registered Voters:   | 69,603 |
| Ballots Cast:        | 2,832  |

---

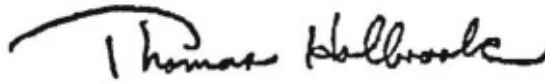
**For Representative In The General Assembly**  
**(Vote for ONE)**

NO CANDIDATE

0

I, Thomas Holbrook, St. Clair County Clerk, do hereby certify that the above is a correct copy of the Canvass of votes cast at the General Primary held in St. Clair County on Tuesday, March 18, 2014. This canvass was made by the County Canvassing Board of St. Clair County and is now on file in my office.

Dated: Tuesday, April 8, 2014



---

Thomas Holbrook, St. Clair County Clerk

**ABSTRACT OF REPUBLICAN VOTES**  
in St. Clair County, Illinois at the General Primary on Tuesday, March 18, 2014

---

STATE OF ILLINOIS  
COUNTY OF ST. CLAIR

**116TH REPRESENTATIVE DISTRICT**

---

|                      |        |
|----------------------|--------|
| Precincts Reporting: | 28     |
| Registered Voters:   | 19,285 |
| Ballots Cast:        | 1,163  |

---


**For Representative In The General Assembly**  
**(Vote for ONE)**

NO CANDIDATE

0

I, Thomas Holbrook, St. Clair County Clerk, do hereby certify that the above is a correct copy of the Canvass of votes cast at the General Primary held in St. Clair County on Tuesday, March 18, 2014. This canvass was made by the County Canvassing Board of St. Clair County and is now on file in my office.

Dated: Tuesday, April 8, 2014



---

Thomas Holbrook, St. Clair County Clerk

**ABSTRACT OF REPUBLICAN VOTES**  
in St. Clair County, Illinois at the General Primary on Tuesday, March 18, 2014

---

STATE OF ILLINOIS  
COUNTY OF ST. CLAIR

**ST. CLAIR COUNTY**

---

|                      |         |
|----------------------|---------|
| Precincts Reporting: | 230     |
| Registered Voters:   | 171,162 |
| Ballots Cast:        | 12,100  |

---

**For County Clerk  
(Vote for ONE)**

|              |   |
|--------------|---|
| NO CANDIDATE | 0 |
|--------------|---|

**For County Treasurer  
(Vote for ONE)**

|             |       |
|-------------|-------|
| RODGER COOK | 9,098 |
|-------------|-------|

**For County Sheriff  
(Vote for ONE)**

|              |   |
|--------------|---|
| NO CANDIDATE | 0 |
|--------------|---|

**For County Assessor  
(Vote for ONE)**

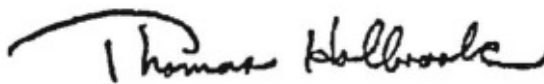
|              |   |
|--------------|---|
| NO CANDIDATE | 0 |
|--------------|---|

**For County Board Of Review  
(Vote for ONE)**

|              |   |
|--------------|---|
| NO CANDIDATE | 0 |
|--------------|---|

I, Thomas Holbrook, St. Clair County Clerk, do hereby certify that the above is a correct copy of the Canvass of votes cast at the General Primary held in St. Clair County on Tuesday, March 18, 2014. This canvass was made by the County Canvassing Board of St. Clair County and is now on file in my office.

Dated: Tuesday, April 8, 2014



Thomas Holbrook, St. Clair County Clerk

**ABSTRACT OF REPUBLICAN VOTES**  
in St. Clair County, Illinois at the General Primary on Tuesday, March 18, 2014

---

STATE OF ILLINOIS  
COUNTY OF ST. CLAIR

**ESR 13**  
**(CLINTON, JACKSON, MARION & WASHINGTON COUNTIES)**

---

|                      |   |
|----------------------|---|
| Precincts Reporting: | 1 |
| Registered Voters:   | 1 |
| Ballots Cast:        | 1 |

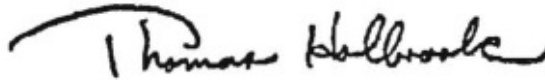
---

**For Regional Superintendent Of Schools**  
**(Vote for ONE)**

|               |   |
|---------------|---|
| RON DANIELS   | 0 |
| JACOB PURCELL | 1 |

I, Thomas Holbrook, St. Clair County Clerk, do hereby certify that the above is a correct copy of the Canvass of votes cast at the General Primary held in St. Clair County on Tuesday, March 18, 2014. This canvass was made by the County Canvassing Board of St. Clair County and is now on file in my office.

Dated: Tuesday, April 8, 2014



---

Thomas Holbrook, St. Clair County Clerk

**ABSTRACT OF REPUBLICAN VOTES**  
in St. Clair County, Illinois at the General Primary on Tuesday, March 18, 2014

---

STATE OF ILLINOIS  
COUNTY OF ST. CLAIR

**ESR 41**  
**(MADISON COUNTY)**

---

|                      |       |
|----------------------|-------|
| Precincts Reporting: | 14    |
| Registered Voters:   | 6,378 |
| Ballots Cast:        | 222   |

---

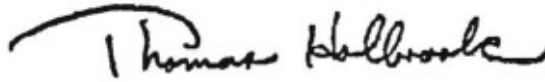
**For Regional Superintendent Of Schools**  
**(Vote for ONE)**

NO CANDIDATE

0

I, Thomas Holbrook, St. Clair County Clerk, do hereby certify that the above is a correct copy of the Canvass of votes cast at the General Primary held in St. Clair County on Tuesday, March 18, 2014. This canvass was made by the County Canvassing Board of St. Clair County and is now on file in my office.

Dated: Tuesday, April 8, 2014



Thomas Holbrook, St. Clair County Clerk

**ABSTRACT OF REPUBLICAN VOTES**  
in St. Clair County, Illinois at the General Primary on Tuesday, March 18, 2014

---

STATE OF ILLINOIS  
COUNTY OF ST. CLAIR

**ESR 45**  
**(MONROE & RANDOLPH COUNTIES)**

---

|                      |     |
|----------------------|-----|
| Precincts Reporting: | 6   |
| Registered Voters:   | 697 |
| Ballots Cast:        | 56  |

---

**For Regional Superintendent Of Schools**  
**(Vote for ONE)**

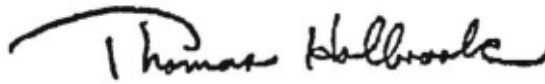
KELTON DAVIS 42

**For Regional Superintendent Of Schools**  
**(For an Unexpired Term)**  
**(Vote for ONE)**

KELTON DAVIS 41

I, Thomas Holbrook, St. Clair County Clerk, do hereby certify that the above is a correct copy of the Canvass of votes cast at the General Primary held in St. Clair County on Tuesday, March 18, 2014. This canvass was made by the County Canvassing Board of St. Clair County and is now on file in my office.

Dated: Tuesday, April 8, 2014



---

Thomas Holbrook, St. Clair County Clerk

**ABSTRACT OF REPUBLICAN VOTES**  
in St. Clair County, Illinois at the General Primary on Tuesday, March 18, 2014

---

STATE OF ILLINOIS  
COUNTY OF ST. CLAIR

**ESR 50**  
**(ST. CLAIR)**

---

|                      |         |
|----------------------|---------|
| Precincts Reporting: | 228     |
| Registered Voters:   | 164,369 |
| Ballots Cast:        | 10,830  |

---

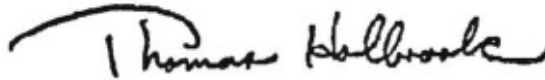
**ESR**  
**(St. Clair County)**  
**(Vote for ONE)**

NO CANDIDATE

0

I, Thomas Holbrook, St. Clair County Clerk, do hereby certify that the above is a correct copy of the Canvass of votes cast at the General Primary held in St. Clair County on Tuesday, March 18, 2014. This canvass was made by the County Canvassing Board of St. Clair County and is now on file in my office.

Dated: Tuesday, April 8, 2014



---

Thomas Holbrook, St. Clair County Clerk



**ABSTRACT OF REPUBLICAN VOTES**  
in St. Clair County, Illinois at the General Primary on Tuesday, March 18, 2014

---

STATE OF ILLINOIS  
COUNTY OF ST. CLAIR

**ST. CLAIR COUNTY BOARD DISTRICT 1**

---

|                      |       |
|----------------------|-------|
| Precincts Reporting: | 12    |
| Registered Voters:   | 6,979 |
| Ballots Cast:        | 211   |

---


**For Member Of The County Board**  
**(Vote for ONE)**

ROB DORMAN

138

I, Thomas Holbrook, St. Clair County Clerk, do hereby certify that the above is a correct copy of the Canvass of votes cast at the General Primary held in St. Clair County on Tuesday, March 18, 2014. This canvass was made by the County Canvassing Board of St. Clair County and is now on file in my office.

Dated: Tuesday, April 8, 2014



---

Thomas Holbrook, St. Clair County Clerk

**ABSTRACT OF REPUBLICAN VOTES**  
in St. Clair County, Illinois at the General Primary on Tuesday, March 18, 2014

---

STATE OF ILLINOIS  
COUNTY OF ST. CLAIR

**ST. CLAIR COUNTY BOARD DISTRICT 2**

---

|                      |       |
|----------------------|-------|
| Precincts Reporting: | 16    |
| Registered Voters:   | 8,015 |
| Ballots Cast:        | 18    |

---

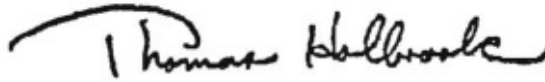
**For Member Of The County Board**  
**(To Serve An Unexpired 2-Year Term)**  
**(Vote for ONE)**

NO CANDIDATE

0

I, Thomas Holbrook, St. Clair County Clerk, do hereby certify that the above is a correct copy of the Canvass of votes cast at the General Primary held in St. Clair County on Tuesday, March 18, 2014. This canvass was made by the County Canvassing Board of St. Clair County and is now on file in my office.

Dated: Tuesday, April 8, 2014



---

Thomas Holbrook, St. Clair County Clerk

**ABSTRACT OF REPUBLICAN VOTES**  
in St. Clair County, Illinois at the General Primary on Tuesday, March 18, 2014

---

STATE OF ILLINOIS  
COUNTY OF ST. CLAIR

**ST. CLAIR COUNTY BOARD DISTRICT 3**

---

|                      |       |
|----------------------|-------|
| Precincts Reporting: | 12    |
| Registered Voters:   | 7,580 |
| Ballots Cast:        | 13    |

---


**For Member Of The County Board**  
**(Vote for ONE)**

NO CANDIDATE

0

I, Thomas Holbrook, St. Clair County Clerk, do hereby certify that the above is a correct copy of the Canvass of votes cast at the General Primary held in St. Clair County on Tuesday, March 18, 2014. This canvass was made by the County Canvassing Board of St. Clair County and is now on file in my office.

Dated: Tuesday, April 8, 2014



---

Thomas Holbrook, St. Clair County Clerk

**ABSTRACT OF REPUBLICAN VOTES**  
in St. Clair County, Illinois at the General Primary on Tuesday, March 18, 2014

---

STATE OF ILLINOIS  
COUNTY OF ST. CLAIR

**ST. CLAIR COUNTY BOARD DISTRICT 12**

---

|                      |       |
|----------------------|-------|
| Precincts Reporting: | 15    |
| Registered Voters:   | 5,481 |
| Ballots Cast:        | 364   |

---


**For Member Of The County Board**  
**(Vote for ONE)**

GUY N DON CARLOS

264

I, Thomas Holbrook, St. Clair County Clerk, do hereby certify that the above is a correct copy of the Canvass of votes cast at the General Primary held in St. Clair County on Tuesday, March 18, 2014. This canvass was made by the County Canvassing Board of St. Clair County and is now on file in my office.

Dated: Tuesday, April 8, 2014



---

Thomas Holbrook, St. Clair County Clerk

**ABSTRACT OF REPUBLICAN VOTES**  
in St. Clair County, Illinois at the General Primary on Tuesday, March 18, 2014

---

STATE OF ILLINOIS  
COUNTY OF ST. CLAIR

**ST. CLAIR COUNTY BOARD DISTRICT 13**

---

|                      |       |
|----------------------|-------|
| Precincts Reporting: | 14    |
| Registered Voters:   | 6,975 |
| Ballots Cast:        | 698   |

---


**For Member Of The County Board**  
**(Vote for ONE)**

STEVE REEB

580

I, Thomas Holbrook, St. Clair County Clerk, do hereby certify that the above is a correct copy of the Canvass of votes cast at the General Primary held in St. Clair County on Tuesday, March 18, 2014. This canvass was made by the County Canvassing Board of St. Clair County and is now on file in my office.

Dated: Tuesday, April 8, 2014



---

Thomas Holbrook, St. Clair County Clerk

**ABSTRACT OF REPUBLICAN VOTES**  
in St. Clair County, Illinois at the General Primary on Tuesday, March 18, 2014

---

STATE OF ILLINOIS  
COUNTY OF ST. CLAIR

**ST. CLAIR COUNTY BOARD DISTRICT 18**

---

|                      |       |
|----------------------|-------|
| Precincts Reporting: | 11    |
| Registered Voters:   | 6,213 |
| Ballots Cast:        | 567   |

---


**For Member Of The County Board**  
**(Vote for ONE)**

CRAIG HUBBARD

456

I, Thomas Holbrook, St. Clair County Clerk, do hereby certify that the above is a correct copy of the Canvass of votes cast at the General Primary held in St. Clair County on Tuesday, March 18, 2014. This canvass was made by the County Canvassing Board of St. Clair County and is now on file in my office.

Dated: Tuesday, April 8, 2014



---

Thomas Holbrook, St. Clair County Clerk

**ABSTRACT OF REPUBLICAN VOTES**  
in St. Clair County, Illinois at the General Primary on Tuesday, March 18, 2014

---

STATE OF ILLINOIS  
COUNTY OF ST. CLAIR

**ST. CLAIR COUNTY BOARD DISTRICT 21**

---

|                      |       |
|----------------------|-------|
| Precincts Reporting: | 8     |
| Registered Voters:   | 6,380 |
| Ballots Cast:        | 415   |

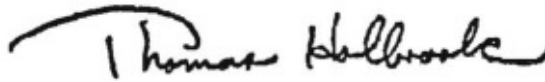
---

**For Member Of The County Board**  
**(Vote for ONE)**

NO CANDIDATE 0

I, Thomas Holbrook, St. Clair County Clerk, do hereby certify that the above is a correct copy of the Canvass of votes cast at the General Primary held in St. Clair County on Tuesday, March 18, 2014. This canvass was made by the County Canvassing Board of St. Clair County and is now on file in my office.

Dated: Tuesday, April 8, 2014



---

Thomas Holbrook, St. Clair County Clerk

**ABSTRACT OF REPUBLICAN VOTES**  
in St. Clair County, Illinois at the General Primary on Tuesday, March 18, 2014

---

STATE OF ILLINOIS  
COUNTY OF ST. CLAIR

**ST. CLAIR COUNTY BOARD DISTRICT 23**

---

|                      |       |
|----------------------|-------|
| Precincts Reporting: | 14    |
| Registered Voters:   | 5,905 |
| Ballots Cast:        | 255   |

---


**For Member Of The County Board**  
**(Vote for ONE)**

NO CANDIDATE

0

I, Thomas Holbrook, St. Clair County Clerk, do hereby certify that the above is a correct copy of the Canvass of votes cast at the General Primary held in St. Clair County on Tuesday, March 18, 2014. This canvass was made by the County Canvassing Board of St. Clair County and is now on file in my office.

Dated: Tuesday, April 8, 2014



---

Thomas Holbrook, St. Clair County Clerk



**ABSTRACT OF REPUBLICAN VOTES**  
in St. Clair County, Illinois at the General Primary on Tuesday, March 18, 2014

---

STATE OF ILLINOIS  
COUNTY OF ST. CLAIR

**ST. CLAIR COUNTY BOARD DISTRICT 27**

---

|                      |       |
|----------------------|-------|
| Precincts Reporting: | 8     |
| Registered Voters:   | 5,624 |
| Ballots Cast:        | 331   |

---


**For Member Of The County Board**  
**(Vote for ONE)**

MATTHEW R STIRRUP

245

I, Thomas Holbrook, St. Clair County Clerk, do hereby certify that the above is a correct copy of the Canvass of votes cast at the General Primary held in St. Clair County on Tuesday, March 18, 2014. This canvass was made by the County Canvassing Board of St. Clair County and is now on file in my office.

Dated: Tuesday, April 8, 2014



---

Thomas Holbrook, St. Clair County Clerk

**ABSTRACT OF REPUBLICAN VOTES**  
in St. Clair County, Illinois at the General Primary on Tuesday, March 18, 2014

---

STATE OF ILLINOIS  
COUNTY OF ST. CLAIR

**ST. CLAIR COUNTY BOARD DISTRICT 28**

---

|                      |       |
|----------------------|-------|
| Precincts Reporting: | 16    |
| Registered Voters:   | 6,730 |
| Ballots Cast:        | 921   |

---


**For Member Of The County Board**  
**(Vote for ONE)**

TIMOTHY L BUCHANAN

728

I, Thomas Holbrook, St. Clair County Clerk, do hereby certify that the above is a correct copy of the Canvass of votes cast at the General Primary held in St. Clair County on Tuesday, March 18, 2014. This canvass was made by the County Canvassing Board of St. Clair County and is now on file in my office.

Dated: Tuesday, April 8, 2014



---

Thomas Holbrook, St. Clair County Clerk

**ABSTRACT OF REPUBLICAN VOTES**  
in St. Clair County, Illinois at the General Primary on Tuesday, March 18, 2014

---

STATE OF ILLINOIS  
COUNTY OF ST. CLAIR

**20TH JUDICIAL CIRCUIT**  
**(ST. CLAIR)**

---

|                      |         |
|----------------------|---------|
| Precincts Reporting: | 230     |
| Registered Voters:   | 171,162 |
| Ballots Cast:        | 12,100  |

---

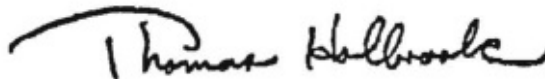
**For Judge Of The Circuit Court**  
**(To Fill The Vacancy Of The Hon. Michael N. Cook)**  
**(Vote for ONE)**

STEPHEN PATRICK McGLYNN

9,561

I, Thomas Holbrook, St. Clair County Clerk, do hereby certify that the above is a correct copy of the Canvass of votes cast at the General Primary held in St. Clair County on Tuesday, March 18, 2014. This canvass was made by the County Canvassing Board of St. Clair County and is now on file in my office.

Dated: Tuesday, April 8, 2014



\_\_\_\_\_  
Thomas Holbrook, St. Clair County Clerk

General Primary  
March 18, 2014  
Official Republican Canvass  
St. Clair County, Illinois



Dated: Tuesday, April 8, 2014

Issued by:

A handwritten signature in black ink that reads "Thomas Holbrook". The signature is written in a cursive style with a large, sweeping initial "T".

Thomas Holbrook  
St. Clair County Clerk

**General Primary  
March 18, 2014**  
Thomas Holbrook  
St. Clair County Clerk

**Summary of Votes by Precinct**

|               | REGISTERED VOTERS | BALLOTS CAST | FEDERAL BALLOTS CAST | TOTAL BALLOTS CAST | TURNOUT |
|---------------|-------------------|--------------|----------------------|--------------------|---------|
| Belleville 1  | 566               | 36           | 0                    | 36                 | 6.36%   |
| Belleville 2  | 1,103             | 53           | 0                    | 53                 | 4.81%   |
| Belleville 3  | 822               | 57           | 0                    | 57                 | 6.93%   |
| Belleville 4  | 730               | 53           | 0                    | 53                 | 7.26%   |
| Belleville 5  | 798               | 43           | 0                    | 43                 | 5.39%   |
| Belleville 6  | 734               | 31           | 0                    | 31                 | 4.22%   |
| Belleville 7  | 753               | 44           | 0                    | 44                 | 5.84%   |
| Belleville 8  | 596               | 57           | 0                    | 57                 | 9.56%   |
| Belleville 9  | 566               | 46           | 0                    | 46                 | 8.13%   |
| Belleville 10 | 586               | 24           | 0                    | 24                 | 4.10%   |
| Belleville 11 | 576               | 42           | 0                    | 42                 | 7.29%   |
| Belleville 12 | 745               | 41           | 0                    | 41                 | 5.50%   |
| Belleville 13 | 914               | 35           | 1                    | 36                 | 3.94%   |
| Belleville 14 | 881               | 76           | 0                    | 76                 | 8.63%   |
| Belleville 15 | 639               | 21           | 0                    | 21                 | 3.29%   |
| Belleville 16 | 782               | 43           | 0                    | 43                 | 5.50%   |
| Belleville 17 | 646               | 36           | 1                    | 37                 | 5.73%   |
| Belleville 18 | 616               | 34           | 0                    | 34                 | 5.52%   |
| Belleville 19 | 689               | 40           | 0                    | 40                 | 5.81%   |
| Belleville 20 | 754               | 41           | 0                    | 41                 | 5.44%   |
| Belleville 21 | 708               | 32           | 0                    | 32                 | 4.52%   |
| Belleville 22 | 1,185             | 83           | 0                    | 83                 | 7.00%   |
| Belleville 23 | 783               | 55           | 0                    | 55                 | 7.02%   |
| Belleville 24 | 899               | 99           | 0                    | 99                 | 11.01%  |
| Belleville 25 | 692               | 61           | 0                    | 61                 | 8.82%   |
| Belleville 26 | 1,263             | 46           | 0                    | 46                 | 3.64%   |
| Belleville 27 | 594               | 62           | 0                    | 62                 | 10.44%  |
| Belleville 28 | 668               | 73           | 0                    | 73                 | 10.93%  |
| Belleville 29 | 612               | 44           | 0                    | 44                 | 7.19%   |
| Belleville 30 | 523               | 21           | 0                    | 21                 | 4.02%   |
| Belleville 31 | 873               | 78           | 0                    | 78                 | 8.93%   |
| Belleville 32 | 790               | 80           | 0                    | 80                 | 10.13%  |
| Belleville 33 | 718               | 49           | 0                    | 49                 | 6.82%   |
| Belleville 34 | 319               | 16           | 0                    | 16                 | 5.02%   |
| Belleville 35 | 1,067             | 153          | 1                    | 154                | 14.43%  |

**General Primary  
March 18, 2014**  
Thomas Holbrook  
St. Clair County Clerk

**Summary of Votes by Precinct**

|                                      | REGISTERED VOTERS | BALLOTS CAST | FEDERAL BALLOTS CAST | TOTAL BALLOTS CAST | TURNOUT       |
|--------------------------------------|-------------------|--------------|----------------------|--------------------|---------------|
| <b>BELLEVILLE TOWNSHIP TOTALS</b>    | <b>26,190</b>     | <b>1,805</b> | <b>3</b>             | <b>1,808</b>       | <b>6.90%</b>  |
| Mascoutah 1                          | 1,077             | 116          | 0                    | 116                | 10.77%        |
| Mascoutah 2                          | 1,391             | 149          | 1                    | 150                | 10.78%        |
| Mascoutah 3                          | 1,501             | 166          | 0                    | 166                | 11.06%        |
| Mascoutah 4                          | 1,183             | 115          | 0                    | 115                | 9.72%         |
| <b>MASCOUTAH TOWNSHIP TOTALS</b>     | <b>5,152</b>      | <b>546</b>   | <b>1</b>             | <b>547</b>         | <b>10.62%</b> |
| Lebanon 1                            | 1,399             | 153          | 1                    | 154                | 11.01%        |
| Lebanon 2                            | 677               | 54           | 0                    | 54                 | 7.98%         |
| Lebanon 3                            | 534               | 48           | 2                    | 50                 | 9.36%         |
| <b>LEBANON TOWNSHIP TOTALS</b>       | <b>2,610</b>      | <b>255</b>   | <b>3</b>             | <b>258</b>         | <b>9.89%</b>  |
| Shiloh Valley 1                      | 1,433             | 132          | 0                    | 132                | 9.21%         |
| Shiloh Valley 2                      | 820               | 23           | 0                    | 23                 | 2.80%         |
| Shiloh Valley 3                      | 561               | 40           | 0                    | 40                 | 7.13%         |
| Shiloh Valley 4                      | 592               | 62           | 0                    | 62                 | 10.47%        |
| Shiloh Valley 5                      | 1,481             | 117          | 0                    | 117                | 7.90%         |
| <b>SHILOH VALLEY TOWNSHIP TOTALS</b> | <b>4,887</b>      | <b>374</b>   | <b>0</b>             | <b>374</b>         | <b>7.65%</b>  |
| O Fallon 1                           | 969               | 74           | 0                    | 74                 | 7.64%         |
| O Fallon 2                           | 959               | 55           | 0                    | 55                 | 5.74%         |
| O Fallon 3                           | 640               | 59           | 0                    | 59                 | 9.22%         |
| O Fallon 4                           | 509               | 81           | 0                    | 81                 | 15.91%        |
| O Fallon 5                           | 1,020             | 112          | 0                    | 112                | 10.98%        |
| O Fallon 6                           | 792               | 78           | 0                    | 78                 | 9.85%         |
| O Fallon 7                           | 1,053             | 187          | 0                    | 187                | 17.76%        |
| O Fallon 8                           | 1,378             | 209          | 0                    | 209                | 15.17%        |
| O Fallon 9                           | 929               | 113          | 0                    | 113                | 12.16%        |
| O Fallon 10                          | 957               | 63           | 0                    | 63                 | 6.58%         |
| O Fallon 11                          | 950               | 141          | 0                    | 141                | 14.84%        |
| O Fallon 12                          | 1,140             | 125          | 0                    | 125                | 10.96%        |
| O Fallon 13                          | 1,108             | 62           | 0                    | 62                 | 5.60%         |
| O Fallon 14                          | 805               | 81           | 0                    | 81                 | 10.06%        |
| O Fallon 15                          | 1,081             | 137          | 0                    | 137                | 12.67%        |
| O Fallon 16                          | 1,013             | 112          | 0                    | 112                | 11.06%        |

**General Primary**  
**March 18, 2014**  
 Thomas Holbrook  
 St. Clair County Clerk

**Summary of Votes by Precinct**

|                                     | REGISTERED VOTERS | BALLOTS CAST | FEDERAL BALLOTS CAST | TOTAL BALLOTS CAST | TURNOUT       |
|-------------------------------------|-------------------|--------------|----------------------|--------------------|---------------|
| O Fallon 17                         | 753               | 75           | 0                    | 75                 | 9.96%         |
| O Fallon 18                         | 579               | 56           | 0                    | 56                 | 9.67%         |
| <b>O'FALLON TOWNSHIP<br/>TOTALS</b> | <b>16,635</b>     | <b>1,820</b> | <b>0</b>             | <b>1,820</b>       | <b>10.94%</b> |
| St Clair 1                          | 548               | 22           | 0                    | 22                 | 4.01%         |
| St Clair 2                          | 690               | 58           | 0                    | 58                 | 8.41%         |
| St Clair 3                          | 641               | 44           | 0                    | 44                 | 6.86%         |
| St Clair 4                          | 356               | 30           | 0                    | 30                 | 8.43%         |
| St Clair 5                          | 614               | 45           | 0                    | 45                 | 7.33%         |
| St Clair 6                          | 671               | 79           | 0                    | 79                 | 11.77%        |
| St Clair 7                          | 469               | 47           | 0                    | 47                 | 10.02%        |
| St Clair 8                          | 1,026             | 111          | 0                    | 111                | 10.82%        |
| St Clair 9                          | 897               | 78           | 0                    | 78                 | 8.70%         |
| St Clair 10                         | 441               | 44           | 0                    | 44                 | 9.98%         |
| St Clair 11                         | 516               | 41           | 0                    | 41                 | 7.95%         |
| St Clair 12                         | 1,030             | 66           | 0                    | 66                 | 6.41%         |
| St Clair 13                         | 741               | 86           | 0                    | 86                 | 11.61%        |
| St Clair 14                         | 662               | 31           | 0                    | 31                 | 4.68%         |
| St Clair 15                         | 1,114             | 92           | 0                    | 92                 | 8.26%         |
| St Clair 16                         | 962               | 26           | 0                    | 26                 | 2.70%         |
| St Clair 17                         | 405               | 16           | 0                    | 16                 | 3.95%         |
| St Clair 18                         | 595               | 50           | 0                    | 50                 | 8.40%         |
| St Clair 19                         | 548               | 65           | 0                    | 65                 | 11.86%        |
| St Clair 20                         | 729               | 64           | 0                    | 64                 | 8.78%         |
| St Clair 21                         | 613               | 80           | 0                    | 80                 | 13.05%        |
| St Clair 22                         | 486               | 26           | 0                    | 26                 | 5.35%         |
| St Clair 23                         | 1,027             | 74           | 0                    | 74                 | 7.21%         |
| St Clair 24                         | 643               | 85           | 0                    | 85                 | 13.22%        |
| St Clair 25                         | 1,063             | 58           | 0                    | 58                 | 5.46%         |
| St Clair 26                         | 796               | 51           | 0                    | 51                 | 6.41%         |
| St Clair 27                         | 805               | 72           | 0                    | 72                 | 8.94%         |
| St Clair 28                         | 875               | 112          | 0                    | 112                | 12.80%        |
| St Clair 29                         | 788               | 42           | 0                    | 42                 | 5.33%         |
| St Clair 30                         | 675               | 97           | 0                    | 97                 | 14.37%        |
| St Clair 31                         | 754               | 65           | 0                    | 65                 | 8.62%         |

**General Primary  
March 18, 2014**  
Thomas Holbrook  
St. Clair County Clerk

**Summary of Votes by Precinct**

|                                       | REGISTERED VOTERS | BALLOTS CAST | FEDERAL BALLOTS CAST | TOTAL BALLOTS CAST | TURNOUT      |
|---------------------------------------|-------------------|--------------|----------------------|--------------------|--------------|
| St Clair 32                           | 530               | 66           | 0                    | 66                 | 12.45%       |
| St Clair 33                           | 750               | 21           | 0                    | 21                 | 2.80%        |
| <b>ST. CLAIR TOWNSHIP<br/>TOTALS</b>  | <b>23,460</b>     | <b>1,944</b> | <b>0</b>             | <b>1,944</b>       | <b>8.29%</b> |
| Caseyville 1                          | 951               | 48           | 0                    | 48                 | 5.05%        |
| Caseyville 2                          | 1,063             | 77           | 1                    | 78                 | 7.34%        |
| Caseyville 3                          | 656               | 87           | 0                    | 87                 | 13.26%       |
| Caseyville 4                          | 732               | 123          | 1                    | 124                | 16.94%       |
| Caseyville 5                          | 1,518             | 100          | 1                    | 101                | 6.65%        |
| Caseyville 6                          | 552               | 30           | 0                    | 30                 | 5.43%        |
| Caseyville 7                          | 643               | 43           | 0                    | 43                 | 6.69%        |
| Caseyville 8                          | 828               | 172          | 0                    | 172                | 20.77%       |
| Caseyville 9                          | 1,019             | 84           | 0                    | 84                 | 8.24%        |
| Caseyville 10                         | 536               | 38           | 0                    | 38                 | 7.09%        |
| Caseyville 11                         | 639               | 85           | 0                    | 85                 | 13.30%       |
| Caseyville 12                         | 1,549             | 126          | 0                    | 126                | 8.13%        |
| Caseyville 13                         | 796               | 84           | 1                    | 85                 | 10.68%       |
| Caseyville 14                         | 603               | 97           | 0                    | 97                 | 16.09%       |
| Caseyville 15                         | 464               | 47           | 0                    | 47                 | 10.13%       |
| Caseyville 16                         | 393               | 23           | 0                    | 23                 | 5.85%        |
| Caseyville 17                         | 308               | 16           | 0                    | 16                 | 5.19%        |
| Caseyville 18                         | 450               | 21           | 0                    | 21                 | 4.67%        |
| Caseyville 19                         | 522               | 102          | 0                    | 102                | 19.54%       |
| Caseyville 20                         | 487               | 68           | 0                    | 68                 | 13.96%       |
| Caseyville 21                         | 732               | 75           | 0                    | 75                 | 10.25%       |
| Caseyville 22                         | 490               | 42           | 0                    | 42                 | 8.57%        |
| Caseyville 23                         | 908               | 41           | 0                    | 41                 | 4.52%        |
| Caseyville 24                         | 692               | 52           | 0                    | 52                 | 7.51%        |
| Caseyville 25                         | 845               | 33           | 0                    | 33                 | 3.91%        |
| Caseyville 26                         | 1,425             | 69           | 1                    | 70                 | 4.91%        |
| Caseyville 27                         | 1,198             | 83           | 0                    | 83                 | 6.93%        |
| <b>CASEYVILLE TOWNSHIP<br/>TOTALS</b> | <b>20,999</b>     | <b>1,866</b> | <b>5</b>             | <b>1,871</b>       | <b>8.91%</b> |
| Stokey 1                              | 1,555             | 192          | 0                    | 192                | 12.35%       |
| Stokey 2                              | 801               | 110          | 0                    | 110                | 13.73%       |
| Stokey 3                              | 464               | 40           | 0                    | 40                 | 8.62%        |



**General Primary  
March 18, 2014**  
Thomas Holbrook  
St. Clair County Clerk

**Summary of Votes by Precinct**

|                                    | REGISTERED VOTERS | BALLOTS CAST | FEDERAL BALLOTS CAST | TOTAL BALLOTS CAST | TURNOUT       |
|------------------------------------|-------------------|--------------|----------------------|--------------------|---------------|
| Stokey 4                           | 617               | 74           | 0                    | 74                 | 11.99%        |
| Stokey 5                           | 341               | 15           | 0                    | 15                 | 4.40%         |
| Stokey 6                           | 929               | 74           | 0                    | 74                 | 7.97%         |
| Stokey 7                           | 620               | 74           | 0                    | 74                 | 11.94%        |
| Stokey 8                           | 428               | 20           | 0                    | 20                 | 4.67%         |
| Stokey 9                           | 832               | 70           | 0                    | 70                 | 8.41%         |
| Stokey 10                          | 701               | 81           | 0                    | 81                 | 11.55%        |
| <b>STOOKEY TOWNSHIP<br/>TOTALS</b> | <b>7,288</b>      | <b>750</b>   | <b>0</b>             | <b>750</b>         | <b>10.29%</b> |
| Centreville 1                      | 621               | 0            | 0                    | 0                  | 0.00%         |
| Centreville 2                      | 492               | 2            | 0                    | 2                  | 0.41%         |
| Centreville 3                      | 459               | 0            | 0                    | 0                  | 0.00%         |
| Centreville 4                      | 762               | 68           | 0                    | 68                 | 8.92%         |
| Centreville 5                      | 323               | 0            | 0                    | 0                  | 0.00%         |
| Centreville 6                      | 468               | 88           | 0                    | 88                 | 18.80%        |
| Centreville 7                      | 252               | 0            | 0                    | 0                  | 0.00%         |
| Centreville 8                      | 455               | 13           | 1                    | 14                 | 3.08%         |
| Centreville 9                      | 631               | 9            | 0                    | 9                  | 1.43%         |
| Centreville 10                     | 407               | 1            | 0                    | 1                  | 0.25%         |
| Centreville 11                     | 269               | 0            | 0                    | 0                  | 0.00%         |
| Centreville 12                     | 1,033             | 0            | 0                    | 0                  | 0.00%         |
| Centreville 13                     | 867               | 23           | 0                    | 23                 | 2.65%         |
| Centreville 14                     | 668               | 2            | 0                    | 2                  | 0.30%         |
| Centreville 15                     | 645               | 16           | 0                    | 16                 | 2.48%         |
| Centreville 16                     | 553               | 4            | 0                    | 4                  | 0.72%         |
| Centreville 17                     | 335               | 0            | 0                    | 0                  | 0.00%         |
| Centreville 18                     | 716               | 12           | 0                    | 12                 | 1.68%         |
| Centreville 19                     | 597               | 13           | 0                    | 13                 | 2.18%         |
| Centreville 20                     | 762               | 14           | 0                    | 14                 | 1.84%         |
| Centreville 21                     | 424               | 5            | 0                    | 5                  | 1.18%         |
| Centreville 22                     | 453               | 2            | 0                    | 2                  | 0.44%         |
| Centreville 23                     | 616               | 13           | 0                    | 13                 | 2.11%         |
| Centreville 24                     | 826               | 21           | 0                    | 21                 | 2.54%         |
| Centreville 25                     | 961               | 22           | 0                    | 22                 | 2.29%         |
| Centreville 26                     | 651               | 15           | 1                    | 16                 | 2.46%         |

General Primary  
 March 18, 2014  
 Thomas Holbrook  
 St. Clair County Clerk

Summary of Votes by Precinct

|                                     | REGISTERED VOTERS | BALLOTS CAST | FEDERAL BALLOTS CAST | TOTAL BALLOTS CAST | TURNOUT       |
|-------------------------------------|-------------------|--------------|----------------------|--------------------|---------------|
| Centreville 27                      | 533               | 0            | 0                    | 0                  | 0.00%         |
| <b>CENTREVILLE TOWNSHIP TOTALS</b>  | <b>15,779</b>     | <b>343</b>   | <b>2</b>             | <b>345</b>         | <b>2.19%</b>  |
| Canteen 1                           | 607               | 6            | 0                    | 6                  | 0.99%         |
| Canteen 2                           | 618               | 24           | 0                    | 24                 | 3.88%         |
| Canteen 3                           | 171               | 0            | 0                    | 0                  | 0.00%         |
| Canteen 4                           | 234               | 4            | 0                    | 4                  | 1.71%         |
| Canteen 5                           | 343               | 1            | 0                    | 1                  | 0.29%         |
| Canteen 6                           | 294               | 0            | 1                    | 1                  | 0.34%         |
| Canteen 7                           | 445               | 2            | 1                    | 3                  | 0.67%         |
| Canteen 8                           | 263               | 0            | 0                    | 0                  | 0.00%         |
| Canteen 9                           | 452               | 10           | 1                    | 11                 | 2.43%         |
| Canteen 10                          | 376               | 0            | 0                    | 0                  | 0.00%         |
| Canteen 11                          | 146               | 0            | 0                    | 0                  | 0.00%         |
| Canteen 12                          | 416               | 10           | 0                    | 10                 | 2.40%         |
| Canteen 13                          | 496               | 26           | 0                    | 26                 | 5.24%         |
| Canteen 14                          | 184               | 4            | 0                    | 4                  | 2.17%         |
| <b>CANTEEN TOWNSHIP TOTALS</b>      | <b>5,045</b>      | <b>87</b>    | <b>3</b>             | <b>90</b>          | <b>1.78%</b>  |
| Sugar Loaf 1                        | 1,181             | 97           | 0                    | 97                 | 8.21%         |
| Sugar Loaf 2                        | 675               | 18           | 0                    | 18                 | 2.67%         |
| Sugar Loaf 3                        | 554               | 29           | 0                    | 29                 | 5.23%         |
| Sugar Loaf 4                        | 763               | 29           | 0                    | 29                 | 3.80%         |
| Sugar Loaf 5                        | 822               | 35           | 0                    | 35                 | 4.26%         |
| Sugar Loaf 6                        | 757               | 21           | 0                    | 21                 | 2.77%         |
| <b>SUGAR LOAF TOWNSHIP TOTALS</b>   | <b>4,752</b>      | <b>229</b>   | <b>0</b>             | <b>229</b>         | <b>4.82%</b>  |
| Stites 1                            | 499               | 0            | 0                    | 0                  | 0.00%         |
| <b>STITES TOWNSHIP TOTALS</b>       | <b>499</b>        | <b>0</b>     | <b>0</b>             | <b>0</b>           | <b>0.00%</b>  |
| Engelmann 1                         | 546               | 100          | 0                    | 100                | 18.32%        |
| <b>ENGELMANN TOWNSHIP TOTALS</b>    | <b>546</b>        | <b>100</b>   | <b>0</b>             | <b>100</b>         | <b>18.32%</b> |
| Fayetteville 1                      | 450               | 48           | 0                    | 48                 | 10.67%        |
| Fayetteville 2                      | 709               | 90           | 0                    | 90                 | 12.69%        |
| <b>FAYETTEVILLE TOWNSHIP TOTALS</b> | <b>1,159</b>      | <b>138</b>   | <b>0</b>             | <b>138</b>         | <b>11.91%</b> |

General Primary  
 March 18, 2014  
 Thomas Holbrook  
 St. Clair County Clerk

Summary of Votes by Precinct

|  | REGISTERED VOTERS | BALLOTS CAST  | FEDERAL BALLOTS CAST | TOTAL BALLOTS CAST | TURNOUT       |
|--|-------------------|---------------|----------------------|--------------------|---------------|
| Marissa 1                              | 495               | 48            | 0                    | 48                 | 9.70%         |
| Marissa 2                              | 551               | 53            | 0                    | 53                 | 9.62%         |
| Marissa 3                              | 572               | 67            | 0                    | 67                 | 11.71%        |
| <b>MARISSA TOWNSHIP TOTALS</b>         | <b>1,618</b>      | <b>168</b>    | <b>0</b>             | <b>168</b>         | <b>10.38%</b> |
| Freeburg 1                             | 1,223             | 126           | 0                    | 126                | 10.30%        |
| Freeburg 2                             | 1,164             | 121           | 0                    | 121                | 10.40%        |
| Freeburg 3                             | 1,120             | 121           | 0                    | 121                | 10.80%        |
| <b>FREEBURG TOWNSHIP TOTALS</b>        | <b>3,507</b>      | <b>368</b>    | <b>0</b>             | <b>368</b>         | <b>10.49%</b> |
| New Athens 1                           | 871               | 56            | 0                    | 56                 | 6.43%         |
| New Athens 2                           | 862               | 119           | 0                    | 119                | 13.81%        |
| <b>NEW ATHENS TOWNSHIP TOTALS</b>      | <b>1,733</b>      | <b>175</b>    | <b>0</b>             | <b>175</b>         | <b>10.10%</b> |
| Lenzburg 1                             | 672               | 60            | 0                    | 60                 | 8.93%         |
| <b>LENZBURG TOWNSHIP TOTALS</b>        | <b>672</b>        | <b>60</b>     | <b>0</b>             | <b>60</b>          | <b>8.93%</b>  |
| Prairie Du Long 1                      | 799               | 116           | 0                    | 116                | 14.52%        |
| Prairie Du Long 2                      | 962               | 139           | 0                    | 139                | 14.45%        |
| <b>PRAIRIE DU LONG TOWNSHIP TOTALS</b> | <b>1,761</b>      | <b>255</b>    | <b>0</b>             | <b>255</b>         | <b>14.48%</b> |
| Smithton 1                             | 1,274             | 112           | 0                    | 112                | 8.79%         |
| Smithton 2                             | 791               | 61            | 0                    | 61                 | 7.71%         |
| Smithton 3                             | 1,044             | 122           | 0                    | 122                | 11.69%        |
| <b>SMITHTON TOWNSHIP TOTALS</b>        | <b>3,109</b>      | <b>295</b>    | <b>0</b>             | <b>295</b>         | <b>9.49%</b>  |
| Millstadt 1                            | 1,047             | 103           | 1                    | 104                | 9.93%         |
| Millstadt 2                            | 1,404             | 147           | 0                    | 147                | 10.47%        |
| Millstadt 3                            | 559               | 46            | 0                    | 46                 | 8.23%         |
| Millstadt 4                            | 848               | 83            | 0                    | 83                 | 9.79%         |
| Millstadt 5                            | 925               | 97            | 0                    | 97                 | 10.49%        |
| <b>MILLSTADT TOWNSHIP TOTALS</b>       | <b>4,783</b>      | <b>476</b>    | <b>1</b>             | <b>477</b>         | <b>9.97%</b>  |
| <b>ST. CLAIR TOTALS</b>                | <b>152,184</b>    | <b>12,054</b> | <b>18</b>            | <b>12,072</b>      | <b>7.93%</b>  |
| Precinct 01                            | 1,382             | 2             | 0                    | 2                  | 0.14%         |
| Precinct 02                            | 828               | 0             | 0                    | 0                  | 0.00%         |
| Precinct 03                            | 704               | 3             | 0                    | 3                  | 0.43%         |

**General Primary  
March 18, 2014**  
Thomas Holbrook  
St. Clair County Clerk

**Summary of Votes by Precinct**

|  | REGISTERED VOTERS | BALLOTS CAST  | FEDERAL BALLOTS CAST | TOTAL BALLOTS CAST | TURNOUT      |
|--|-------------------|---------------|----------------------|--------------------|--------------|
| Precinct 04                            | 893               | 1             | 0                    | 1                  | 0.11%        |
| Precinct 05                            | 737               | 2             | 0                    | 2                  | 0.27%        |
| Precinct 06                            | 559               | 3             | 0                    | 3                  | 0.54%        |
| Precinct 07                            | 496               | 1             | 0                    | 1                  | 0.20%        |
| Precinct 08                            | 505               | 0             | 0                    | 0                  | 0.00%        |
| Precinct 09                            | 668               | 1             | 0                    | 1                  | 0.15%        |
| Precinct 10                            | 625               | 0             | 0                    | 0                  | 0.00%        |
| Precinct 11                            | 728               | 4             | 0                    | 4                  | 0.55%        |
| Precinct 12                            | 1,029             | 2             | 0                    | 2                  | 0.19%        |
| Precinct 13                            | 1,143             | 0             | 0                    | 0                  | 0.00%        |
| Precinct 14                            | 796               | 1             | 0                    | 1                  | 0.13%        |
| Precinct 15                            | 803               | 2             | 0                    | 2                  | 0.25%        |
| Precinct 16                            | 765               | 2             | 0                    | 2                  | 0.26%        |
| Precinct 17                            | 934               | 1             | 0                    | 1                  | 0.11%        |
| Precinct 18                            | 467               | 1             | 0                    | 1                  | 0.21%        |
| Precinct 19                            | 737               | 2             | 0                    | 2                  | 0.27%        |
| Precinct 20                            | 797               | 5             | 0                    | 5                  | 0.63%        |
| Precinct 21                            | 824               | 1             | 0                    | 1                  | 0.12%        |
| Precinct 22                            | 427               | 0             | 0                    | 0                  | 0.00%        |
| Precinct 23                            | 885               | 6             | 0                    | 6                  | 0.68%        |
| Precinct 24                            | 416               | 5             | 0                    | 5                  | 1.20%        |
| Precinct 25                            | 830               | 1             | 0                    | 1                  | 0.12%        |
| <b>CITY OF E. ST. LOUIS<br/>TOTALS</b> | <b>18,978</b>     | <b>46</b>     | <b>0</b>             | <b>46</b>          | <b>0.24%</b> |
| <b>TOTALS</b>                          | <b>171,162</b>    | <b>12,100</b> | <b>18</b>            | <b>12,118</b>      | <b>7.08%</b> |

General Primary  
March 18, 2014  
Official Republican Canvass  
St. Clair County, Illinois



Federal

Dated: Tuesday, April 8, 2014

Issued by:

A handwritten signature in black ink that reads "Thomas Holbrook". The signature is written in a cursive style with a large, sweeping initial "T".

Thomas Holbrook  
St. Clair County Clerk

**General Primary**  
**March 18, 2014**  
 Thomas Holbrook  
 St. Clair County Clerk

**Federal**  
 For United States Senator  
 (Vote for ONE)

|               | REGISTERED VOTERS | BALLOTS CAST | FEDERAL BALLOTS CAST | TOTAL BALLOTS CAST | TURNOUT | JAMES D. "JIM" OBERWEIS | DOUGLAS LEE TRUAX | SHERRY PROCARIONE<br>(Write-in) |
|---------------|-------------------|--------------|----------------------|--------------------|---------|-------------------------|-------------------|---------------------------------|
| Belleville 1  | 566               | 36           | 0                    | 36                 | 6.36%   | 25                      | 8                 | 0                               |
| Belleville 2  | 1,103             | 53           | 0                    | 53                 | 4.81%   | 31                      | 18                | 0                               |
| Belleville 3  | 822               | 57           | 0                    | 57                 | 6.93%   | 37                      | 12                | 0                               |
| Belleville 4  | 730               | 53           | 0                    | 53                 | 7.26%   | 32                      | 16                | 0                               |
| Belleville 5  | 798               | 43           | 0                    | 43                 | 5.39%   | 28                      | 13                | 0                               |
| Belleville 6  | 734               | 31           | 0                    | 31                 | 4.22%   | 15                      | 9                 | 0                               |
| Belleville 7  | 753               | 44           | 0                    | 44                 | 5.84%   | 27                      | 13                | 0                               |
| Belleville 8  | 596               | 57           | 0                    | 57                 | 9.56%   | 40                      | 13                | 0                               |
| Belleville 9  | 566               | 46           | 0                    | 46                 | 8.13%   | 38                      | 4                 | 0                               |
| Belleville 10 | 586               | 24           | 0                    | 24                 | 4.10%   | 14                      | 7                 | 0                               |
| Belleville 11 | 576               | 42           | 0                    | 42                 | 7.29%   | 28                      | 13                | 0                               |
| Belleville 12 | 745               | 41           | 0                    | 41                 | 5.50%   | 29                      | 8                 | 0                               |
| Belleville 13 | 914               | 35           | 1                    | 36                 | 3.94%   | 21                      | 11                | 0                               |
| Belleville 14 | 881               | 76           | 0                    | 76                 | 8.63%   | 52                      | 16                | 0                               |
| Belleville 15 | 639               | 21           | 0                    | 21                 | 3.29%   | 13                      | 7                 | 0                               |
| Belleville 16 | 782               | 43           | 0                    | 43                 | 5.50%   | 25                      | 15                | 0                               |
| Belleville 17 | 646               | 36           | 1                    | 37                 | 5.73%   | 28                      | 7                 | 0                               |
| Belleville 18 | 616               | 34           | 0                    | 34                 | 5.52%   | 23                      | 4                 | 0                               |
| Belleville 19 | 689               | 40           | 0                    | 40                 | 5.81%   | 24                      | 10                | 0                               |
| Belleville 20 | 754               | 41           | 0                    | 41                 | 5.44%   | 30                      | 10                | 0                               |
| Belleville 21 | 708               | 32           | 0                    | 32                 | 4.52%   | 19                      | 9                 | 0                               |
| Belleville 22 | 1,185             | 83           | 0                    | 83                 | 7.00%   | 50                      | 22                | 0                               |
| Belleville 23 | 783               | 55           | 0                    | 55                 | 7.02%   | 32                      | 11                | 0                               |
| Belleville 24 | 899               | 99           | 0                    | 99                 | 11.01%  | 57                      | 28                | 0                               |
| Belleville 25 | 692               | 61           | 0                    | 61                 | 8.82%   | 33                      | 27                | 0                               |
| Belleville 26 | 1,263             | 46           | 0                    | 46                 | 3.64%   | 33                      | 6                 | 0                               |
| Belleville 27 | 594               | 62           | 0                    | 62                 | 10.44%  | 47                      | 11                | 0                               |
| Belleville 28 | 668               | 73           | 0                    | 73                 | 10.93%  | 42                      | 19                | 0                               |
| Belleville 29 | 612               | 44           | 0                    | 44                 | 7.19%   | 25                      | 11                | 0                               |
| Belleville 30 | 523               | 21           | 0                    | 21                 | 4.02%   | 10                      | 5                 | 0                               |
| Belleville 31 | 873               | 78           | 0                    | 78                 | 8.93%   | 49                      | 24                | 0                               |
| Belleville 32 | 790               | 80           | 0                    | 80                 | 10.13%  | 46                      | 19                | 0                               |
| Belleville 33 | 718               | 49           | 0                    | 49                 | 6.82%   | 32                      | 10                | 0                               |
| Belleville 34 | 319               | 16           | 0                    | 16                 | 5.02%   | 11                      | 4                 | 0                               |
| Belleville 35 | 1,067             | 153          | 1                    | 154                | 14.43%  | 93                      | 43                | 0                               |

**General Primary**  
**March 18, 2014**  
 Thomas Holbrook  
 St. Clair County Clerk

**Federal**  
 For United States Senator  
 (Vote for ONE)

|                                      | REGISTERED VOTERS | BALLOTS CAST | FEDERAL BALLOTS CAST | TOTAL BALLOTS CAST | TURNOUT       | JAMES D. "JIM" OBERWEIS | DOUGLAS LEE TRUAX | SHERRY PROCARIONE<br>(Write-in) |
|--------------------------------------|-------------------|--------------|----------------------|--------------------|---------------|-------------------------|-------------------|---------------------------------|
| <b>BELLEVILLE TOWNSHIP TOTALS</b>    | <b>26,190</b>     | <b>1,805</b> | <b>3</b>             | <b>1,808</b>       | <b>6.90%</b>  | <b>1,139</b>            | <b>463</b>        | <b>0</b>                        |
| Mascoutah 1                          | 1,077             | 116          | 0                    | 116                | 10.77%        | 74                      | 27                | 0                               |
| Mascoutah 2                          | 1,391             | 149          | 1                    | 150                | 10.78%        | 92                      | 39                | 0                               |
| Mascoutah 3                          | 1,501             | 166          | 0                    | 166                | 11.06%        | 95                      | 56                | 0                               |
| Mascoutah 4                          | 1,183             | 115          | 0                    | 115                | 9.72%         | 50                      | 46                | 0                               |
| <b>MASCOUTAH TOWNSHIP TOTALS</b>     | <b>5,152</b>      | <b>546</b>   | <b>1</b>             | <b>547</b>         | <b>10.62%</b> | <b>311</b>              | <b>168</b>        | <b>0</b>                        |
| Lebanon 1                            | 1,399             | 153          | 1                    | 154                | 11.01%        | 92                      | 46                | 0                               |
| Lebanon 2                            | 677               | 54           | 0                    | 54                 | 7.98%         | 29                      | 20                | 0                               |
| Lebanon 3                            | 534               | 48           | 2                    | 50                 | 9.36%         | 31                      | 15                | 0                               |
| <b>LEBANON TOWNSHIP TOTALS</b>       | <b>2,610</b>      | <b>255</b>   | <b>3</b>             | <b>258</b>         | <b>9.89%</b>  | <b>152</b>              | <b>81</b>         | <b>0</b>                        |
| Shiloh Valley 1                      | 1,433             | 132          | 0                    | 132                | 9.21%         | 83                      | 38                | 0                               |
| Shiloh Valley 2                      | 820               | 23           | 0                    | 23                 | 2.80%         | 13                      | 5                 | 0                               |
| Shiloh Valley 3                      | 561               | 40           | 0                    | 40                 | 7.13%         | 27                      | 12                | 0                               |
| Shiloh Valley 4                      | 592               | 62           | 0                    | 62                 | 10.47%        | 43                      | 12                | 0                               |
| Shiloh Valley 5                      | 1,481             | 117          | 0                    | 117                | 7.90%         | 83                      | 24                | 0                               |
| <b>SHILOH VALLEY TOWNSHIP TOTALS</b> | <b>4,887</b>      | <b>374</b>   | <b>0</b>             | <b>374</b>         | <b>7.65%</b>  | <b>249</b>              | <b>91</b>         | <b>0</b>                        |
| O Fallon 1                           | 969               | 74           | 0                    | 74                 | 7.64%         | 54                      | 15                | 0                               |
| O Fallon 2                           | 959               | 55           | 0                    | 55                 | 5.74%         | 38                      | 12                | 0                               |
| O Fallon 3                           | 640               | 59           | 0                    | 59                 | 9.22%         | 34                      | 18                | 0                               |
| O Fallon 4                           | 509               | 81           | 0                    | 81                 | 15.91%        | 46                      | 22                | 0                               |
| O Fallon 5                           | 1,020             | 112          | 0                    | 112                | 10.98%        | 59                      | 40                | 0                               |
| O Fallon 6                           | 792               | 78           | 0                    | 78                 | 9.85%         | 54                      | 19                | 0                               |
| O Fallon 7                           | 1,053             | 187          | 0                    | 187                | 17.76%        | 102                     | 66                | 0                               |
| O Fallon 8                           | 1,378             | 209          | 0                    | 209                | 15.17%        | 118                     | 71                | 0                               |
| O Fallon 9                           | 929               | 113          | 0                    | 113                | 12.16%        | 64                      | 38                | 0                               |
| O Fallon 10                          | 957               | 63           | 0                    | 63                 | 6.58%         | 38                      | 21                | 0                               |
| O Fallon 11                          | 950               | 141          | 0                    | 141                | 14.84%        | 72                      | 55                | 0                               |
| O Fallon 12                          | 1,140             | 125          | 0                    | 125                | 10.96%        | 71                      | 45                | 0                               |
| O Fallon 13                          | 1,108             | 62           | 0                    | 62                 | 5.60%         | 39                      | 17                | 0                               |
| O Fallon 14                          | 805               | 81           | 0                    | 81                 | 10.06%        | 51                      | 25                | 0                               |
| O Fallon 15                          | 1,081             | 137          | 0                    | 137                | 12.67%        | 83                      | 45                | 0                               |
| O Fallon 16                          | 1,013             | 112          | 0                    | 112                | 11.06%        | 63                      | 39                | 0                               |

**General Primary**  
**March 18, 2014**  
 Thomas Holbrook  
 St. Clair County Clerk

**Federal**  
 For United States Senator  
 (Vote for ONE)

|                                     | REGISTERED VOTERS | BALLOTS CAST | FEDERAL BALLOTS CAST | TOTAL BALLOTS CAST | TURNOUT       | JAMES D. "JIM" OBERWEIS | DOUGLAS LEE TRUAX | SHERRY PROCARIONE<br>(Write-in) |
|-------------------------------------|-------------------|--------------|----------------------|--------------------|---------------|-------------------------|-------------------|---------------------------------|
| O Fallon 17                         | 753               | 75           | 0                    | 75                 | 9.96%         | 35                      | 32                | 0                               |
| O Fallon 18                         | 579               | 56           | 0                    | 56                 | 9.67%         | 32                      | 14                | 0                               |
| <b>O'FALLON TOWNSHIP<br/>TOTALS</b> | <b>16,635</b>     | <b>1,820</b> | <b>0</b>             | <b>1,820</b>       | <b>10.94%</b> | <b>1,053</b>            | <b>594</b>        | <b>0</b>                        |
| St Clair 1                          | 548               | 22           | 0                    | 22                 | 4.01%         | 17                      | 5                 | 0                               |
| St Clair 2                          | 690               | 58           | 0                    | 58                 | 8.41%         | 45                      | 10                | 0                               |
| St Clair 3                          | 641               | 44           | 0                    | 44                 | 6.86%         | 30                      | 11                | 0                               |
| St Clair 4                          | 356               | 30           | 0                    | 30                 | 8.43%         | 19                      | 11                | 0                               |
| St Clair 5                          | 614               | 45           | 0                    | 45                 | 7.33%         | 27                      | 12                | 0                               |
| St Clair 6                          | 671               | 79           | 0                    | 79                 | 11.77%        | 51                      | 21                | 0                               |
| St Clair 7                          | 469               | 47           | 0                    | 47                 | 10.02%        | 28                      | 6                 | 0                               |
| St Clair 8                          | 1,026             | 111          | 0                    | 111                | 10.82%        | 71                      | 26                | 0                               |
| St Clair 9                          | 897               | 78           | 0                    | 78                 | 8.70%         | 50                      | 22                | 0                               |
| St Clair 10                         | 441               | 44           | 0                    | 44                 | 9.98%         | 33                      | 7                 | 0                               |
| St Clair 11                         | 516               | 41           | 0                    | 41                 | 7.95%         | 23                      | 13                | 0                               |
| St Clair 12                         | 1,030             | 66           | 0                    | 66                 | 6.41%         | 38                      | 17                | 0                               |
| St Clair 13                         | 741               | 86           | 0                    | 86                 | 11.61%        | 60                      | 16                | 0                               |
| St Clair 14                         | 662               | 31           | 0                    | 31                 | 4.68%         | 15                      | 13                | 0                               |
| St Clair 15                         | 1,114             | 92           | 0                    | 92                 | 8.26%         | 56                      | 26                | 0                               |
| St Clair 16                         | 962               | 26           | 0                    | 26                 | 2.70%         | 12                      | 13                | 0                               |
| St Clair 17                         | 405               | 16           | 0                    | 16                 | 3.95%         | 9                       | 3                 | 0                               |
| St Clair 18                         | 595               | 50           | 0                    | 50                 | 8.40%         | 26                      | 21                | 0                               |
| St Clair 19                         | 548               | 65           | 0                    | 65                 | 11.86%        | 37                      | 19                | 0                               |
| St Clair 20                         | 729               | 64           | 0                    | 64                 | 8.78%         | 45                      | 12                | 0                               |
| St Clair 21                         | 613               | 80           | 0                    | 80                 | 13.05%        | 51                      | 19                | 0                               |
| St Clair 22                         | 486               | 26           | 0                    | 26                 | 5.35%         | 10                      | 13                | 0                               |
| St Clair 23                         | 1,027             | 74           | 0                    | 74                 | 7.21%         | 49                      | 13                | 0                               |
| St Clair 24                         | 643               | 85           | 0                    | 85                 | 13.22%        | 46                      | 24                | 0                               |
| St Clair 25                         | 1,063             | 58           | 0                    | 58                 | 5.46%         | 40                      | 14                | 0                               |
| St Clair 26                         | 796               | 51           | 0                    | 51                 | 6.41%         | 32                      | 16                | 0                               |
| St Clair 27                         | 805               | 72           | 0                    | 72                 | 8.94%         | 43                      | 24                | 0                               |
| St Clair 28                         | 875               | 112          | 0                    | 112                | 12.80%        | 69                      | 32                | 0                               |
| St Clair 29                         | 788               | 42           | 0                    | 42                 | 5.33%         | 21                      | 18                | 0                               |
| St Clair 30                         | 675               | 97           | 0                    | 97                 | 14.37%        | 75                      | 15                | 0                               |
| St Clair 31                         | 754               | 65           | 0                    | 65                 | 8.62%         | 33                      | 27                | 0                               |



**General Primary**  
**March 18, 2014**  
 Thomas Holbrook  
 St. Clair County Clerk

**Federal**  
 For United States Senator  
 (Vote for ONE)

|                                   | REGISTERED VOTERS | BALLOTS CAST | FEDERAL BALLOTS CAST | TOTAL BALLOTS CAST | TURNOUT      | JAMES D. "JIM" OBERWEIS | DOUGLAS LEE TRUAX | SHERRY PROCARIONE<br>(Write-in) |
|-----------------------------------|-------------------|--------------|----------------------|--------------------|--------------|-------------------------|-------------------|---------------------------------|
| St Clair 32                       | 530               | 66           | 0                    | 66                 | 12.45%       | 46                      | 14                | 0                               |
| St Clair 33                       | 750               | 21           | 0                    | 21                 | 2.80%        | 17                      | 4                 | 0                               |
| <b>ST. CLAIR TOWNSHIP TOTALS</b>  | <b>23,460</b>     | <b>1,944</b> | <b>0</b>             | <b>1,944</b>       | <b>8.29%</b> | <b>1,224</b>            | <b>517</b>        | <b>0</b>                        |
| Caseyville 1                      | 951               | 48           | 0                    | 48                 | 5.05%        | 30                      | 13                | 0                               |
| Caseyville 2                      | 1,063             | 77           | 1                    | 78                 | 7.34%        | 45                      | 27                | 0                               |
| Caseyville 3                      | 656               | 87           | 0                    | 87                 | 13.26%       | 55                      | 19                | 0                               |
| Caseyville 4                      | 732               | 123          | 1                    | 124                | 16.94%       | 77                      | 36                | 0                               |
| Caseyville 5                      | 1,518             | 100          | 1                    | 101                | 6.65%        | 61                      | 26                | 0                               |
| Caseyville 6                      | 552               | 30           | 0                    | 30                 | 5.43%        | 18                      | 6                 | 0                               |
| Caseyville 7                      | 643               | 43           | 0                    | 43                 | 6.69%        | 24                      | 12                | 0                               |
| Caseyville 8                      | 828               | 172          | 0                    | 172                | 20.77%       | 119                     | 35                | 0                               |
| Caseyville 9                      | 1,019             | 84           | 0                    | 84                 | 8.24%        | 51                      | 21                | 0                               |
| Caseyville 10                     | 536               | 38           | 0                    | 38                 | 7.09%        | 23                      | 7                 | 0                               |
| Caseyville 11                     | 639               | 85           | 0                    | 85                 | 13.30%       | 45                      | 28                | 0                               |
| Caseyville 12                     | 1,549             | 126          | 0                    | 126                | 8.13%        | 67                      | 45                | 0                               |
| Caseyville 13                     | 796               | 84           | 1                    | 85                 | 10.68%       | 55                      | 19                | 0                               |
| Caseyville 14                     | 603               | 97           | 0                    | 97                 | 16.09%       | 56                      | 24                | 0                               |
| Caseyville 15                     | 464               | 47           | 0                    | 47                 | 10.13%       | 29                      | 7                 | 0                               |
| Caseyville 16                     | 393               | 23           | 0                    | 23                 | 5.85%        | 14                      | 7                 | 0                               |
| Caseyville 17                     | 308               | 16           | 0                    | 16                 | 5.19%        | 10                      | 5                 | 0                               |
| Caseyville 18                     | 450               | 21           | 0                    | 21                 | 4.67%        | 15                      | 3                 | 0                               |
| Caseyville 19                     | 522               | 102          | 0                    | 102                | 19.54%       | 77                      | 12                | 0                               |
| Caseyville 20                     | 487               | 68           | 0                    | 68                 | 13.96%       | 46                      | 19                | 0                               |
| Caseyville 21                     | 732               | 75           | 0                    | 75                 | 10.25%       | 45                      | 23                | 0                               |
| Caseyville 22                     | 490               | 42           | 0                    | 42                 | 8.57%        | 28                      | 10                | 0                               |
| Caseyville 23                     | 908               | 41           | 0                    | 41                 | 4.52%        | 29                      | 7                 | 0                               |
| Caseyville 24                     | 692               | 52           | 0                    | 52                 | 7.51%        | 19                      | 26                | 0                               |
| Caseyville 25                     | 845               | 33           | 0                    | 33                 | 3.91%        | 24                      | 4                 | 0                               |
| Caseyville 26                     | 1,425             | 69           | 1                    | 70                 | 4.91%        | 45                      | 18                | 0                               |
| Caseyville 27                     | 1,198             | 83           | 0                    | 83                 | 6.93%        | 48                      | 32                | 0                               |
| <b>CASEYVILLE TOWNSHIP TOTALS</b> | <b>20,999</b>     | <b>1,866</b> | <b>5</b>             | <b>1,871</b>       | <b>8.91%</b> | <b>1,155</b>            | <b>491</b>        | <b>0</b>                        |
| Stookey 1                         | 1,555             | 192          | 0                    | 192                | 12.35%       | 125                     | 48                | 0                               |
| Stookey 2                         | 801               | 110          | 0                    | 110                | 13.73%       | 68                      | 31                | 0                               |
| Stookey 3                         | 464               | 40           | 0                    | 40                 | 8.62%        | 25                      | 7                 | 0                               |

**General Primary**  
**March 18, 2014**  
 Thomas Holbrook  
 St. Clair County Clerk

**Federal**  
 For United States Senator  
 (Vote for ONE)

|                                    | REGISTERED VOTERS | BALLOTS CAST | FEDERAL BALLOTS CAST | TOTAL BALLOTS CAST | TURNOUT       | JAMES D. "JIM" OBERWEIS | DOUGLAS LEE TRUAX | SHERRY PROCARIONE<br>(Write-in) |
|------------------------------------|-------------------|--------------|----------------------|--------------------|---------------|-------------------------|-------------------|---------------------------------|
| Stookey 4                          | 617               | 74           | 0                    | 74                 | 11.99%        | 38                      | 26                | 0                               |
| Stookey 5                          | 341               | 15           | 0                    | 15                 | 4.40%         | 9                       | 4                 | 0                               |
| Stookey 6                          | 929               | 74           | 0                    | 74                 | 7.97%         | 41                      | 22                | 0                               |
| Stookey 7                          | 620               | 74           | 0                    | 74                 | 11.94%        | 46                      | 19                | 0                               |
| Stookey 8                          | 428               | 20           | 0                    | 20                 | 4.67%         | 17                      | 1                 | 0                               |
| Stookey 9                          | 832               | 70           | 0                    | 70                 | 8.41%         | 46                      | 19                | 0                               |
| Stookey 10                         | 701               | 81           | 0                    | 81                 | 11.55%        | 51                      | 23                | 0                               |
| <b>STOOKEY TOWNSHIP<br/>TOTALS</b> | <b>7,288</b>      | <b>750</b>   | <b>0</b>             | <b>750</b>         | <b>10.29%</b> | <b>466</b>              | <b>200</b>        | <b>0</b>                        |
| Centreville 1                      | 621               | 0            | 0                    | 0                  | 0.00%         | 0                       | 0                 | 0                               |
| Centreville 2                      | 492               | 2            | 0                    | 2                  | 0.41%         | 1                       | 1                 | 0                               |
| Centreville 3                      | 459               | 0            | 0                    | 0                  | 0.00%         | 0                       | 0                 | 0                               |
| Centreville 4                      | 762               | 68           | 0                    | 68                 | 8.92%         | 48                      | 15                | 0                               |
| Centreville 5                      | 323               | 0            | 0                    | 0                  | 0.00%         | 0                       | 0                 | 0                               |
| Centreville 6                      | 468               | 88           | 0                    | 88                 | 18.80%        | 14                      | 17                | 0                               |
| Centreville 7                      | 252               | 0            | 0                    | 0                  | 0.00%         | 0                       | 0                 | 0                               |
| Centreville 8                      | 455               | 13           | 1                    | 14                 | 3.08%         | 9                       | 1                 | 0                               |
| Centreville 9                      | 631               | 9            | 0                    | 9                  | 1.43%         | 6                       | 2                 | 0                               |
| Centreville 10                     | 407               | 1            | 0                    | 1                  | 0.25%         | 1                       | 0                 | 0                               |
| Centreville 11                     | 269               | 0            | 0                    | 0                  | 0.00%         | 0                       | 0                 | 0                               |
| Centreville 12                     | 1,033             | 0            | 0                    | 0                  | 0.00%         | 0                       | 0                 | 0                               |
| Centreville 13                     | 867               | 23           | 0                    | 23                 | 2.65%         | 13                      | 9                 | 0                               |
| Centreville 14                     | 668               | 2            | 0                    | 2                  | 0.30%         | 0                       | 1                 | 0                               |
| Centreville 15                     | 645               | 16           | 0                    | 16                 | 2.48%         | 9                       | 5                 | 0                               |
| Centreville 16                     | 553               | 4            | 0                    | 4                  | 0.72%         | 4                       | 0                 | 0                               |
| Centreville 17                     | 335               | 0            | 0                    | 0                  | 0.00%         | 0                       | 0                 | 0                               |
| Centreville 18                     | 716               | 12           | 0                    | 12                 | 1.68%         | 10                      | 2                 | 0                               |
| Centreville 19                     | 597               | 13           | 0                    | 13                 | 2.18%         | 7                       | 3                 | 0                               |
| Centreville 20                     | 762               | 14           | 0                    | 14                 | 1.84%         | 12                      | 1                 | 0                               |
| Centreville 21                     | 424               | 5            | 0                    | 5                  | 1.18%         | 3                       | 1                 | 0                               |
| Centreville 22                     | 453               | 2            | 0                    | 2                  | 0.44%         | 2                       | 0                 | 0                               |
| Centreville 23                     | 616               | 13           | 0                    | 13                 | 2.11%         | 9                       | 4                 | 0                               |
| Centreville 24                     | 826               | 21           | 0                    | 21                 | 2.54%         | 17                      | 3                 | 0                               |
| Centreville 25                     | 961               | 22           | 0                    | 22                 | 2.29%         | 18                      | 2                 | 0                               |
| Centreville 26                     | 651               | 15           | 1                    | 16                 | 2.46%         | 9                       | 4                 | 0                               |

**General Primary**  
**March 18, 2014**  
 Thomas Holbrook  
 St. Clair County Clerk

**Federal**  
 For United States Senator  
 (Vote for ONE)

|   | REGISTERED VOTERS | BALLOTS CAST | FEDERAL BALLOTS CAST | TOTAL BALLOTS CAST | TURNOUT       | JAMES D. "JIM" OBERWEIS | DOUGLAS LEE TRUAX | SHERRY PROCARIONE<br>(Write-in) |
|---|-------------------|--------------|----------------------|--------------------|---------------|-------------------------|-------------------|---------------------------------|
| Centreville 27                          | 533               | 0            | 0                    | 0                  | 0.00%         | 0                       | 0                 | 0                               |
| <b>CENTREVILLE<br/>TOWNSHIP TOTALS</b>  | <b>15,779</b>     | <b>343</b>   | <b>2</b>             | <b>345</b>         | <b>2.19%</b>  | <b>192</b>              | <b>71</b>         | <b>0</b>                        |
| Canteen 1                               | 607               | 6            | 0                    | 6                  | 0.99%         | 2                       | 3                 | 0                               |
| Canteen 2                               | 618               | 24           | 0                    | 24                 | 3.88%         | 17                      | 3                 | 0                               |
| Canteen 3                               | 171               | 0            | 0                    | 0                  | 0.00%         | 0                       | 0                 | 0                               |
| Canteen 4                               | 234               | 4            | 0                    | 4                  | 1.71%         | 3                       | 0                 | 0                               |
| Canteen 5                               | 343               | 1            | 0                    | 1                  | 0.29%         | 0                       | 0                 | 0                               |
| Canteen 6                               | 294               | 0            | 1                    | 1                  | 0.34%         | 1                       | 0                 | 0                               |
| Canteen 7                               | 445               | 2            | 1                    | 3                  | 0.67%         | 1                       | 2                 | 0                               |
| Canteen 8                               | 263               | 0            | 0                    | 0                  | 0.00%         | 0                       | 0                 | 0                               |
| Canteen 9                               | 452               | 10           | 1                    | 11                 | 2.43%         | 10                      | 1                 | 0                               |
| Canteen 10                              | 376               | 0            | 0                    | 0                  | 0.00%         | 0                       | 0                 | 0                               |
| Canteen 11                              | 146               | 0            | 0                    | 0                  | 0.00%         | 0                       | 0                 | 0                               |
| Canteen 12                              | 416               | 10           | 0                    | 10                 | 2.40%         | 3                       | 3                 | 0                               |
| Canteen 13                              | 496               | 26           | 0                    | 26                 | 5.24%         | 10                      | 10                | 0                               |
| Canteen 14                              | 184               | 4            | 0                    | 4                  | 2.17%         | 3                       | 0                 | 0                               |
| <b>CANTEEN TOWNSHIP<br/>TOTALS</b>      | <b>5,045</b>      | <b>87</b>    | <b>3</b>             | <b>90</b>          | <b>1.78%</b>  | <b>50</b>               | <b>22</b>         | <b>0</b>                        |
| Sugar Loaf 1                            | 1,181             | 97           | 0                    | 97                 | 8.21%         | 69                      | 18                | 0                               |
| Sugar Loaf 2                            | 675               | 18           | 0                    | 18                 | 2.67%         | 12                      | 4                 | 0                               |
| Sugar Loaf 3                            | 554               | 29           | 0                    | 29                 | 5.23%         | 19                      | 7                 | 0                               |
| Sugar Loaf 4                            | 763               | 29           | 0                    | 29                 | 3.80%         | 18                      | 11                | 0                               |
| Sugar Loaf 5                            | 822               | 35           | 0                    | 35                 | 4.26%         | 23                      | 5                 | 0                               |
| Sugar Loaf 6                            | 757               | 21           | 0                    | 21                 | 2.77%         | 15                      | 1                 | 0                               |
| <b>SUGAR LOAF TOWNSHIP<br/>TOTALS</b>   | <b>4,752</b>      | <b>229</b>   | <b>0</b>             | <b>229</b>         | <b>4.82%</b>  | <b>156</b>              | <b>46</b>         | <b>0</b>                        |
| Stites 1                                | 499               | 0            | 0                    | 0                  | 0.00%         | 0                       | 0                 | 0                               |
| <b>STITES TOWNSHIP<br/>TOTALS</b>       | <b>499</b>        | <b>0</b>     | <b>0</b>             | <b>0</b>           | <b>0.00%</b>  | <b>0</b>                | <b>0</b>          | <b>0</b>                        |
| Engelmann 1                             | 546               | 100          | 0                    | 100                | 18.32%        | 80                      | 15                | 0                               |
| <b>ENGELMANN TOWNSHIP<br/>TOTALS</b>    | <b>546</b>        | <b>100</b>   | <b>0</b>             | <b>100</b>         | <b>18.32%</b> | <b>80</b>               | <b>15</b>         | <b>0</b>                        |
| Fayetteville 1                          | 450               | 48           | 0                    | 48                 | 10.67%        | 28                      | 16                | 0                               |
| Fayetteville 2                          | 709               | 90           | 0                    | 90                 | 12.69%        | 56                      | 17                | 0                               |
| <b>FAYETTEVILLE<br/>TOWNSHIP TOTALS</b> | <b>1,159</b>      | <b>138</b>   | <b>0</b>             | <b>138</b>         | <b>11.91%</b> | <b>84</b>               | <b>33</b>         | <b>0</b>                        |

**General Primary**  
**March 18, 2014**  
 Thomas Holbrook  
 St. Clair County Clerk

**Federal**  
 For United States Senator  
 (Vote for ONE)

|  | REGISTERED VOTERS | BALLOTS CAST  | FEDERAL BALLOTS CAST | TOTAL BALLOTS CAST | TURNOUT       | JAMES D. "JIM" OBERWEIS | DOUGLAS LEE TRUAX | SHERRY PROCARIONE<br>(Write-in) |
|--|-------------------|---------------|----------------------|--------------------|---------------|-------------------------|-------------------|---------------------------------|
| Marissa 1                                  | 495               | 48            | 0                    | 48                 | 9.70%         | 26                      | 13                | 0                               |
| Marissa 2                                  | 551               | 53            | 0                    | 53                 | 9.62%         | 27                      | 16                | 0                               |
| Marissa 3                                  | 572               | 67            | 0                    | 67                 | 11.71%        | 40                      | 19                | 0                               |
| <b>MARISSA TOWNSHIP<br/>TOTALS</b>         | <b>1,618</b>      | <b>168</b>    | <b>0</b>             | <b>168</b>         | <b>10.38%</b> | <b>93</b>               | <b>48</b>         | <b>0</b>                        |
| Freeburg 1                                 | 1,223             | 126           | 0                    | 126                | 10.30%        | 77                      | 30                | 0                               |
| Freeburg 2                                 | 1,164             | 121           | 0                    | 121                | 10.40%        | 78                      | 20                | 0                               |
| Freeburg 3                                 | 1,120             | 121           | 0                    | 121                | 10.80%        | 73                      | 32                | 0                               |
| <b>FREEBURG TOWNSHIP<br/>TOTALS</b>        | <b>3,507</b>      | <b>368</b>    | <b>0</b>             | <b>368</b>         | <b>10.49%</b> | <b>228</b>              | <b>82</b>         | <b>0</b>                        |
| New Athens 1                               | 871               | 56            | 0                    | 56                 | 6.43%         | 35                      | 11                | 0                               |
| New Athens 2                               | 862               | 119           | 0                    | 119                | 13.81%        | 66                      | 30                | 0                               |
| <b>NEW ATHENS TOWNSHIP<br/>TOTALS</b>      | <b>1,733</b>      | <b>175</b>    | <b>0</b>             | <b>175</b>         | <b>10.10%</b> | <b>101</b>              | <b>41</b>         | <b>0</b>                        |
| Lenzburg 1                                 | 672               | 60            | 0                    | 60                 | 8.93%         | 49                      | 6                 | 0                               |
| <b>LENZBURG TOWNSHIP<br/>TOTALS</b>        | <b>672</b>        | <b>60</b>     | <b>0</b>             | <b>60</b>          | <b>8.93%</b>  | <b>49</b>               | <b>6</b>          | <b>0</b>                        |
| Prairie Du Long 1                          | 799               | 116           | 0                    | 116                | 14.52%        | 63                      | 34                | 0                               |
| Prairie Du Long 2                          | 962               | 139           | 0                    | 139                | 14.45%        | 95                      | 27                | 0                               |
| <b>PRAIRIE DU LONG<br/>TOWNSHIP TOTALS</b> | <b>1,761</b>      | <b>255</b>    | <b>0</b>             | <b>255</b>         | <b>14.48%</b> | <b>158</b>              | <b>61</b>         | <b>0</b>                        |
| Smithton 1                                 | 1,274             | 112           | 0                    | 112                | 8.79%         | 69                      | 35                | 0                               |
| Smithton 2                                 | 791               | 61            | 0                    | 61                 | 7.71%         | 39                      | 12                | 0                               |
| Smithton 3                                 | 1,044             | 122           | 0                    | 122                | 11.69%        | 73                      | 33                | 0                               |
| <b>SMITHTON TOWNSHIP<br/>TOTALS</b>        | <b>3,109</b>      | <b>295</b>    | <b>0</b>             | <b>295</b>         | <b>9.49%</b>  | <b>181</b>              | <b>80</b>         | <b>0</b>                        |
| Millstadt 1                                | 1,047             | 103           | 1                    | 104                | 9.93%         | 61                      | 22                | 0                               |
| Millstadt 2                                | 1,404             | 147           | 0                    | 147                | 10.47%        | 95                      | 33                | 0                               |
| Millstadt 3                                | 559               | 46            | 0                    | 46                 | 8.23%         | 32                      | 6                 | 0                               |
| Millstadt 4                                | 848               | 83            | 0                    | 83                 | 9.79%         | 55                      | 18                | 0                               |
| Millstadt 5                                | 925               | 97            | 0                    | 97                 | 10.49%        | 64                      | 19                | 0                               |
| <b>MILLSTADT TOWNSHIP<br/>TOTALS</b>       | <b>4,783</b>      | <b>476</b>    | <b>1</b>             | <b>477</b>         | <b>9.97%</b>  | <b>307</b>              | <b>98</b>         | <b>0</b>                        |
| <b>ST. CLAIR TOTALS</b>                    | <b>152,184</b>    | <b>12,054</b> | <b>18</b>            | <b>12,072</b>      | <b>7.93%</b>  | <b>7,428</b>            | <b>3,208</b>      | <b>0</b>                        |
| Precinct 01                                | 1,382             | 2             | 0                    | 2                  | 0.14%         | 0                       | 1                 | 0                               |
| Precinct 02                                | 828               | 0             | 0                    | 0                  | 0.00%         | 0                       | 0                 | 0                               |
| Precinct 03                                | 704               | 3             | 0                    | 3                  | 0.43%         | 2                       | 0                 | 0                               |

**General Primary**  
**March 18, 2014**  
 Thomas Holbrook  
 St. Clair County Clerk

**Federal**  
 For United States Senator  
 (Vote for ONE)

|  | REGISTERED VOTERS | BALLOTS CAST  | FEDERAL BALLOTS CAST | TOTAL BALLOTS CAST | TURNOUT      | JAMES D. "JIM" OBERWEIS | DOUGLAS LEE TRUAX | SHERRY PROCARIONE<br>(Write-in) |
|--|-------------------|---------------|----------------------|--------------------|--------------|-------------------------|-------------------|---------------------------------|
| Precinct 04                            | 893               | 1             | 0                    | 1                  | 0.11%        | 1                       | 0                 | 0                               |
| Precinct 05                            | 737               | 2             | 0                    | 2                  | 0.27%        | 1                       | 1                 | 0                               |
| Precinct 06                            | 559               | 3             | 0                    | 3                  | 0.54%        | 3                       | 0                 | 0                               |
| Precinct 07                            | 496               | 1             | 0                    | 1                  | 0.20%        | 1                       | 0                 | 0                               |
| Precinct 08                            | 505               | 0             | 0                    | 0                  | 0.00%        | 0                       | 0                 | 0                               |
| Precinct 09                            | 668               | 1             | 0                    | 1                  | 0.15%        | 0                       | 0                 | 0                               |
| Precinct 10                            | 625               | 0             | 0                    | 0                  | 0.00%        | 0                       | 0                 | 0                               |
| Precinct 11                            | 728               | 4             | 0                    | 4                  | 0.55%        | 2                       | 0                 | 0                               |
| Precinct 12                            | 1,029             | 2             | 0                    | 2                  | 0.19%        | 2                       | 0                 | 0                               |
| Precinct 13                            | 1,143             | 0             | 0                    | 0                  | 0.00%        | 0                       | 0                 | 0                               |
| Precinct 14                            | 796               | 1             | 0                    | 1                  | 0.13%        | 1                       | 0                 | 0                               |
| Precinct 15                            | 803               | 2             | 0                    | 2                  | 0.25%        | 2                       | 0                 | 0                               |
| Precinct 16                            | 765               | 2             | 0                    | 2                  | 0.26%        | 1                       | 0                 | 0                               |
| Precinct 17                            | 934               | 1             | 0                    | 1                  | 0.11%        | 1                       | 0                 | 0                               |
| Precinct 18                            | 467               | 1             | 0                    | 1                  | 0.21%        | 0                       | 0                 | 0                               |
| Precinct 19                            | 737               | 2             | 0                    | 2                  | 0.27%        | 2                       | 0                 | 0                               |
| Precinct 20                            | 797               | 5             | 0                    | 5                  | 0.63%        | 2                       | 0                 | 0                               |
| Precinct 21                            | 824               | 1             | 0                    | 1                  | 0.12%        | 1                       | 0                 | 0                               |
| Precinct 22                            | 427               | 0             | 0                    | 0                  | 0.00%        | 0                       | 0                 | 0                               |
| Precinct 23                            | 885               | 6             | 0                    | 6                  | 0.68%        | 3                       | 1                 | 0                               |
| Precinct 24                            | 416               | 5             | 0                    | 5                  | 1.20%        | 2                       | 0                 | 0                               |
| Precinct 25                            | 830               | 1             | 0                    | 1                  | 0.12%        | 1                       | 0                 | 0                               |
| <b>CITY OF E. ST. LOUIS<br/>TOTALS</b> | <b>18,978</b>     | <b>46</b>     | <b>0</b>             | <b>46</b>          | <b>0.24%</b> | <b>28</b>               | <b>3</b>          | <b>0</b>                        |
| <b>TOTALS</b>                          | <b>171,162</b>    | <b>12,100</b> | <b>18</b>            | <b>12,118</b>      | <b>7.08%</b> | <b>7,456</b>            | <b>3,211</b>      | <b>0</b>                        |

**CANVASS OF VOTES**  
**in St. Clair County, Illinois at the General Primary on Tuesday, March 18, 2014**


---

STATE OF ILLINOIS  
COUNTY OF ST. CLAIR

**Federal**

I, Thomas Holbrook, St. Clair County Clerk, do hereby certify that the above is a correct copy of the Canvass of votes cast at the General Primary held in St. Clair County on Tuesday, March 18, 2014. This canvass was made by the County Canvassing Board of St. Clair County and is now on file in my office.

Dated: Tuesday, April 8, 2014



---

Thomas Holbrook, St. Clair County Clerk

General Primary  
March 18, 2014  
Official Republican Canvass  
St. Clair County, Illinois



State of Illinois

Dated: Tuesday, April 8, 2014

Issued by:

A handwritten signature in black ink that reads "Thomas Holbrook". The signature is written in a cursive style with a large, sweeping initial "T".

Thomas Holbrook  
St. Clair County Clerk

**General Primary**  
**March 18, 2014**  
 Thomas Holbrook  
 St. Clair County Clerk

**State of Illinois**  
 For Governor And Lieutenant Governor  
 (Vote for ONE)

|               | REGISTERED VOTERS | BALLOTS CAST | TURNOUT | ( BILL BRADY<br>( MARIA RODRIGUEZ | ( DAN RUTHERFORD<br>( STEVE KIM | ( KIRK W. DILLARD<br>( JIL TRACY | ( BRUCE RAUNER<br>( EVELYN SANGUINETTI |
|---------------|-------------------|--------------|---------|-----------------------------------|---------------------------------|----------------------------------|--|
| Belleville 1  | 566               | 36           | 6.36%   | 11                                | 3                               | 15                               | 7                                      |
| Belleville 2  | 1,103             | 53           | 4.81%   | 7                                 | 5                               | 11                               | 29                                     |
| Belleville 3  | 822               | 57           | 6.93%   | 16                                | 6                               | 9                                | 22                                     |
| Belleville 4  | 730               | 53           | 7.26%   | 12                                | 2                               | 21                               | 18                                     |
| Belleville 5  | 798               | 43           | 5.39%   | 7                                 | 5                               | 15                               | 16                                     |
| Belleville 6  | 734               | 31           | 4.22%   | 10                                | 3                               | 10                               | 8                                      |
| Belleville 7  | 753               | 44           | 5.84%   | 10                                | 3                               | 7                                | 24                                     |
| Belleville 8  | 596               | 57           | 9.56%   | 10                                | 5                               | 16                               | 25                                     |
| Belleville 9  | 566               | 46           | 8.13%   | 8                                 | 6                               | 21                               | 11                                     |
| Belleville 10 | 586               | 24           | 4.10%   | 3                                 | 3                               | 9                                | 9                                      |
| Belleville 11 | 576               | 42           | 7.29%   | 7                                 | 4                               | 13                               | 17                                     |
| Belleville 12 | 745               | 41           | 5.50%   | 3                                 | 0                               | 13                               | 25                                     |
| Belleville 13 | 914               | 35           | 3.83%   | 4                                 | 6                               | 14                               | 9                                      |
| Belleville 14 | 881               | 76           | 8.63%   | 13                                | 3                               | 29                               | 31                                     |
| Belleville 15 | 639               | 21           | 3.29%   | 5                                 | 4                               | 11                               | 1                                      |
| Belleville 16 | 782               | 43           | 5.50%   | 14                                | 4                               | 14                               | 11                                     |
| Belleville 17 | 646               | 36           | 5.57%   | 11                                | 4                               | 12                               | 9                                      |
| Belleville 18 | 616               | 34           | 5.52%   | 2                                 | 2                               | 9                                | 19                                     |
| Belleville 19 | 689               | 40           | 5.81%   | 6                                 | 2                               | 15                               | 14                                     |
| Belleville 20 | 754               | 41           | 5.44%   | 10                                | 1                               | 17                               | 13                                     |
| Belleville 21 | 708               | 32           | 4.52%   | 9                                 | 8                               | 12                               | 3                                      |
| Belleville 22 | 1,185             | 83           | 7.00%   | 10                                | 8                               | 29                               | 35                                     |
| Belleville 23 | 783               | 55           | 7.02%   | 9                                 | 5                               | 21                               | 16                                     |
| Belleville 24 | 899               | 99           | 11.01%  | 17                                | 8                               | 35                               | 37                                     |
| Belleville 25 | 692               | 61           | 8.82%   | 15                                | 3                               | 17                               | 23                                     |
| Belleville 26 | 1,263             | 46           | 3.64%   | 7                                 | 3                               | 17                               | 19                                     |
| Belleville 27 | 594               | 62           | 10.44%  | 12                                | 6                               | 18                               | 24                                     |
| Belleville 28 | 668               | 73           | 10.93%  | 11                                | 4                               | 36                               | 20                                     |
| Belleville 29 | 612               | 44           | 7.19%   | 7                                 | 4                               | 12                               | 20                                     |
| Belleville 30 | 523               | 21           | 4.02%   | 4                                 | 4                               | 6                                | 6                                      |
| Belleville 31 | 873               | 78           | 8.93%   | 9                                 | 5                               | 22                               | 41                                     |
| Belleville 32 | 790               | 80           | 10.13%  | 8                                 | 4                               | 48                               | 20                                     |
| Belleville 33 | 718               | 49           | 6.82%   | 12                                | 5                               | 11                               | 21                                     |
| Belleville 34 | 319               | 16           | 5.02%   | 3                                 | 1                               | 5                                | 7                                      |
| Belleville 35 | 1,067             | 153          | 14.34%  | 18                                | 12                              | 52                               | 69                                     |



**General Primary  
March 18, 2014**  
Thomas Holbrook  
St. Clair County Clerk

**State of Illinois**  
For Governor And Lieutenant Governor  
(Vote for ONE)

|  | REGISTERED VOTERS | BALLOTS CAST | TURNOUT       | ( BILL BRADY<br>( MARIA RODRIGUEZ | ( DAN RUTHERFORD<br>( STEVE KIM | ( KIRK W. DILLARD<br>( JIL TRACY | ( BRUCE RAUNER<br>( EVELYN SANGUINETTI |
|--|-------------------|--------------|---------------|-----------------------------------|---------------------------------|----------------------------------|--|
| <b>BELLEVILLE TOWNSHIP<br/>TOTALS</b>    | <b>26,190</b>     | <b>1,805</b> | <b>6.89%</b>  | <b>320</b>                        | <b>151</b>                      | <b>622</b>                       | <b>679</b>                             |
| Mascoutah 1                              | 1,077             | 116          | 10.77%        | 19                                | 16                              | 27                               | 53                                     |
| Mascoutah 2                              | 1,391             | 149          | 10.71%        | 18                                | 4                               | 62                               | 63                                     |
| Mascoutah 3                              | 1,501             | 166          | 11.06%        | 25                                | 17                              | 57                               | 65                                     |
| Mascoutah 4                              | 1,183             | 115          | 9.72%         | 14                                | 5                               | 42                               | 52                                     |
| <b>MASCOUTAH TOWNSHIP<br/>TOTALS</b>     | <b>5,152</b>      | <b>546</b>   | <b>10.60%</b> | <b>76</b>                         | <b>42</b>                       | <b>188</b>                       | <b>233</b>                             |
| Lebanon 1                                | 1,399             | 153          | 10.94%        | 27                                | 20                              | 54                               | 50                                     |
| Lebanon 2                                | 677               | 54           | 7.98%         | 10                                | 7                               | 13                               | 21                                     |
| Lebanon 3                                | 534               | 48           | 8.99%         | 4                                 | 5                               | 15                               | 24                                     |
| <b>LEBANON TOWNSHIP<br/>TOTALS</b>       | <b>2,610</b>      | <b>255</b>   | <b>9.77%</b>  | <b>41</b>                         | <b>32</b>                       | <b>82</b>                        | <b>95</b>                              |
| Shiloh Valley 1                          | 1,433             | 132          | 9.21%         | 23                                | 10                              | 41                               | 57                                     |
| Shiloh Valley 2                          | 820               | 23           | 2.80%         | 1                                 | 5                               | 8                                | 7                                      |
| Shiloh Valley 3                          | 561               | 40           | 7.13%         | 10                                | 5                               | 13                               | 11                                     |
| Shiloh Valley 4                          | 592               | 62           | 10.47%        | 6                                 | 4                               | 27                               | 24                                     |
| Shiloh Valley 5                          | 1,481             | 117          | 7.90%         | 26                                | 7                               | 31                               | 52                                     |
| <b>SHILOH VALLEY<br/>TOWNSHIP TOTALS</b> | <b>4,887</b>      | <b>374</b>   | <b>7.65%</b>  | <b>66</b>                         | <b>31</b>                       | <b>120</b>                       | <b>151</b>                             |
| O Fallon 1                               | 969               | 74           | 7.64%         | 21                                | 4                               | 36                               | 13                                     |
| O Fallon 2                               | 959               | 55           | 5.74%         | 5                                 | 6                               | 20                               | 23                                     |
| O Fallon 3                               | 640               | 59           | 9.22%         | 6                                 | 2                               | 17                               | 30                                     |
| O Fallon 4                               | 509               | 81           | 15.91%        | 14                                | 5                               | 35                               | 26                                     |
| O Fallon 5                               | 1,020             | 112          | 10.98%        | 14                                | 5                               | 47                               | 45                                     |
| O Fallon 6                               | 792               | 78           | 9.85%         | 12                                | 10                              | 24                               | 32                                     |
| O Fallon 7                               | 1,053             | 187          | 17.76%        | 35                                | 15                              | 56                               | 76                                     |
| O Fallon 8                               | 1,378             | 209          | 15.17%        | 36                                | 17                              | 74                               | 79                                     |
| O Fallon 9                               | 929               | 113          | 12.16%        | 19                                | 6                               | 30                               | 57                                     |
| O Fallon 10                              | 957               | 63           | 6.58%         | 7                                 | 2                               | 23                               | 30                                     |
| O Fallon 11                              | 950               | 141          | 14.84%        | 14                                | 9                               | 51                               | 65                                     |
| O Fallon 12                              | 1,140             | 125          | 10.96%        | 20                                | 15                              | 46                               | 40                                     |
| O Fallon 13                              | 1,108             | 62           | 5.60%         | 21                                | 3                               | 15                               | 21                                     |
| O Fallon 14                              | 805               | 81           | 10.06%        | 11                                | 6                               | 24                               | 40                                     |
| O Fallon 15                              | 1,081             | 137          | 12.67%        | 27                                | 11                              | 44                               | 51                                     |
| O Fallon 16                              | 1,013             | 112          | 11.06%        | 11                                | 5                               | 42                               | 54                                     |

**General Primary**  
**March 18, 2014**  
 Thomas Holbrook  
 St. Clair County Clerk

**State of Illinois**  
 For Governor And Lieutenant Governor  
 (Vote for ONE)

|                                     | REGISTERED VOTERS | BALLOTS CAST | TURNOUT       | ( BILL BRADY<br>( MARIA RODRIGUEZ | ( DAN RUTHERFORD<br>( STEVE KIM | ( KIRK W. DILLARD<br>( JIL TRACY | ( BRUCE RAUNER<br>( EVELYN SANGUINETTI |
|-------------------------------------|-------------------|--------------|---------------|-----------------------------------|---------------------------------|----------------------------------|--|
| O Fallon 17                         | 753               | 75           | 9.96%         | 14                                | 6                               | 20                               | 35                                     |
| O Fallon 18                         | 579               | 56           | 9.67%         | 1                                 | 5                               | 20                               | 29                                     |
| <b>O'FALLON TOWNSHIP<br/>TOTALS</b> | <b>16,635</b>     | <b>1,820</b> | <b>10.94%</b> | <b>288</b>                        | <b>132</b>                      | <b>624</b>                       | <b>746</b>                             |
| St Clair 1                          | 548               | 22           | 4.01%         | 6                                 | 2                               | 8                                | 6                                      |
| St Clair 2                          | 690               | 58           | 8.41%         | 4                                 | 4                               | 25                               | 25                                     |
| St Clair 3                          | 641               | 44           | 6.86%         | 9                                 | 3                               | 10                               | 21                                     |
| St Clair 4                          | 356               | 30           | 8.43%         | 4                                 | 0                               | 21                               | 5                                      |
| St Clair 5                          | 614               | 45           | 7.33%         | 11                                | 6                               | 10                               | 17                                     |
| St Clair 6                          | 671               | 79           | 11.77%        | 20                                | 8                               | 21                               | 30                                     |
| St Clair 7                          | 469               | 47           | 10.02%        | 6                                 | 4                               | 17                               | 18                                     |
| St Clair 8                          | 1,026             | 111          | 10.82%        | 28                                | 10                              | 36                               | 37                                     |
| St Clair 9                          | 897               | 78           | 8.70%         | 5                                 | 4                               | 35                               | 34                                     |
| St Clair 10                         | 441               | 44           | 9.98%         | 10                                | 1                               | 18                               | 13                                     |
| St Clair 11                         | 516               | 41           | 7.95%         | 8                                 | 5                               | 11                               | 17                                     |
| St Clair 12                         | 1,030             | 66           | 6.41%         | 14                                | 4                               | 22                               | 25                                     |
| St Clair 13                         | 741               | 86           | 11.61%        | 14                                | 8                               | 32                               | 30                                     |
| St Clair 14                         | 662               | 31           | 4.68%         | 14                                | 2                               | 5                                | 10                                     |
| St Clair 15                         | 1,114             | 92           | 8.26%         | 8                                 | 4                               | 38                               | 39                                     |
| St Clair 16                         | 962               | 26           | 2.70%         | 4                                 | 4                               | 11                               | 7                                      |
| St Clair 17                         | 405               | 16           | 3.95%         | 2                                 | 3                               | 4                                | 7                                      |
| St Clair 18                         | 595               | 50           | 8.40%         | 12                                | 5                               | 15                               | 18                                     |
| St Clair 19                         | 548               | 65           | 11.86%        | 19                                | 2                               | 21                               | 21                                     |
| St Clair 20                         | 729               | 64           | 8.78%         | 10                                | 5                               | 19                               | 28                                     |
| St Clair 21                         | 613               | 80           | 13.05%        | 21                                | 3                               | 23                               | 31                                     |
| St Clair 22                         | 486               | 26           | 5.35%         | 7                                 | 1                               | 7                                | 11                                     |
| St Clair 23                         | 1,027             | 74           | 7.21%         | 12                                | 4                               | 30                               | 28                                     |
| St Clair 24                         | 643               | 85           | 13.22%        | 19                                | 2                               | 25                               | 39                                     |
| St Clair 25                         | 1,063             | 58           | 5.46%         | 14                                | 4                               | 19                               | 20                                     |
| St Clair 26                         | 796               | 51           | 6.41%         | 10                                | 3                               | 20                               | 18                                     |
| St Clair 27                         | 805               | 72           | 8.94%         | 11                                | 5                               | 22                               | 33                                     |
| St Clair 28                         | 875               | 112          | 12.80%        | 22                                | 8                               | 41                               | 41                                     |
| St Clair 29                         | 788               | 42           | 5.33%         | 10                                | 2                               | 11                               | 19                                     |
| St Clair 30                         | 675               | 97           | 14.37%        | 39                                | 4                               | 22                               | 30                                     |
| St Clair 31                         | 754               | 65           | 8.62%         | 12                                | 4                               | 23                               | 25                                     |

**General Primary**  
**March 18, 2014**  
 Thomas Holbrook  
 St. Clair County Clerk

**State of Illinois**  
 For Governor And Lieutenant Governor  
 (Vote for ONE)

|                                       | REGISTERED VOTERS | BALLOTS CAST | TURNOUT      | ( BILL BRADY<br>( MARIA RODRIGUEZ | ( DAN RUTHERFORD<br>( STEVE KIM | ( KIRK W. DILLARD<br>( JIL TRACY | ( BRUCE RAUNER<br>( EVELYN SANGUINETTI |
|---------------------------------------|-------------------|--------------|--------------|-----------------------------------|---------------------------------|----------------------------------|--|
| St Clair 32                           | 530               | 66           | 12.45%       | 6                                 | 5                               | 26                               | 29                                     |
| St Clair 33                           | 750               | 21           | 2.80%        | 4                                 | 4                               | 6                                | 7                                      |
| <b>ST. CLAIR TOWNSHIP<br/>TOTALS</b>  | <b>23,460</b>     | <b>1,944</b> | <b>8.29%</b> | <b>395</b>                        | <b>133</b>                      | <b>654</b>                       | <b>739</b>                             |
| Caseyville 1                          | 951               | 48           | 5.05%        | 16                                | 5                               | 11                               | 16                                     |
| Caseyville 2                          | 1,063             | 77           | 7.24%        | 12                                | 6                               | 27                               | 31                                     |
| Caseyville 3                          | 656               | 87           | 13.26%       | 20                                | 8                               | 20                               | 33                                     |
| Caseyville 4                          | 732               | 123          | 16.80%       | 27                                | 16                              | 38                               | 38                                     |
| Caseyville 5                          | 1,518             | 100          | 6.59%        | 20                                | 3                               | 29                               | 45                                     |
| Caseyville 6                          | 552               | 30           | 5.43%        | 2                                 | 1                               | 12                               | 15                                     |
| Caseyville 7                          | 643               | 43           | 6.69%        | 3                                 | 4                               | 11                               | 23                                     |
| Caseyville 8                          | 828               | 172          | 20.77%       | 38                                | 20                              | 45                               | 64                                     |
| Caseyville 9                          | 1,019             | 84           | 8.24%        | 19                                | 9                               | 30                               | 24                                     |
| Caseyville 10                         | 536               | 38           | 7.09%        | 4                                 | 4                               | 12                               | 16                                     |
| Caseyville 11                         | 639               | 85           | 13.30%       | 13                                | 5                               | 34                               | 31                                     |
| Caseyville 12                         | 1,549             | 126          | 8.13%        | 34                                | 5                               | 38                               | 47                                     |
| Caseyville 13                         | 796               | 84           | 10.55%       | 15                                | 6                               | 30                               | 32                                     |
| Caseyville 14                         | 603               | 97           | 16.09%       | 21                                | 13                              | 29                               | 29                                     |
| Caseyville 15                         | 464               | 47           | 10.13%       | 11                                | 9                               | 16                               | 7                                      |
| Caseyville 16                         | 393               | 23           | 5.85%        | 7                                 | 3                               | 6                                | 7                                      |
| Caseyville 17                         | 308               | 16           | 5.19%        | 3                                 | 1                               | 5                                | 7                                      |
| Caseyville 18                         | 450               | 21           | 4.67%        | 3                                 | 2                               | 8                                | 8                                      |
| Caseyville 19                         | 522               | 102          | 19.54%       | 12                                | 12                              | 34                               | 39                                     |
| Caseyville 20                         | 487               | 68           | 13.96%       | 10                                | 4                               | 20                               | 31                                     |
| Caseyville 21                         | 732               | 75           | 10.25%       | 12                                | 6                               | 22                               | 33                                     |
| Caseyville 22                         | 490               | 42           | 8.57%        | 4                                 | 2                               | 18                               | 18                                     |
| Caseyville 23                         | 908               | 41           | 4.52%        | 6                                 | 7                               | 10                               | 16                                     |
| Caseyville 24                         | 692               | 52           | 7.51%        | 2                                 | 4                               | 24                               | 21                                     |
| Caseyville 25                         | 845               | 33           | 3.91%        | 8                                 | 2                               | 13                               | 10                                     |
| Caseyville 26                         | 1,425             | 69           | 4.84%        | 19                                | 5                               | 23                               | 21                                     |
| Caseyville 27                         | 1,198             | 83           | 6.93%        | 17                                | 0                               | 27                               | 38                                     |
| <b>CASEYVILLE TOWNSHIP<br/>TOTALS</b> | <b>20,999</b>     | <b>1,866</b> | <b>8.89%</b> | <b>358</b>                        | <b>162</b>                      | <b>592</b>                       | <b>700</b>                             |
| Stookey 1                             | 1,555             | 192          | 12.35%       | 37                                | 14                              | 63                               | 74                                     |
| Stookey 2                             | 801               | 110          | 13.73%       | 19                                | 4                               | 40                               | 46                                     |
| Stookey 3                             | 464               | 40           | 8.62%        | 4                                 | 1                               | 19                               | 16                                     |

**General Primary**  
**March 18, 2014**  
 Thomas Holbrook  
 St. Clair County Clerk

**State of Illinois**  
 For Governor And Lieutenant Governor  
 (Vote for ONE)

|                                    | REGISTERED VOTERS | BALLOTS CAST | TURNOUT       | ( BILL BRADY<br>( MARIA RODRIGUEZ | ( DAN RUTHERFORD<br>( STEVE KIM | ( KIRK W. DILLARD<br>( JIL TRACY | ( BRUCE RAUNER<br>( EVELYN SANGUINETTI |
|------------------------------------|-------------------|--------------|---------------|-----------------------------------|---------------------------------|----------------------------------|--|
| Stookey 4                          | 617               | 74           | 11.99%        | 9                                 | 1                               | 26                               | 36                                     |
| Stookey 5                          | 341               | 15           | 4.40%         | 4                                 | 1                               | 4                                | 6                                      |
| Stookey 6                          | 929               | 74           | 7.97%         | 15                                | 4                               | 28                               | 27                                     |
| Stookey 7                          | 620               | 74           | 11.94%        | 12                                | 8                               | 26                               | 28                                     |
| Stookey 8                          | 428               | 20           | 4.67%         | 2                                 | 2                               | 5                                | 11                                     |
| Stookey 9                          | 832               | 70           | 8.41%         | 13                                | 3                               | 18                               | 34                                     |
| Stookey 10                         | 701               | 81           | 11.55%        | 13                                | 2                               | 27                               | 39                                     |
| <b>STOOKEY TOWNSHIP<br/>TOTALS</b> | <b>7,288</b>      | <b>750</b>   | <b>10.29%</b> | <b>128</b>                        | <b>40</b>                       | <b>256</b>                       | <b>317</b>                             |
| Centreville 1                      | 621               | 0            | 0.00%         | 0                                 | 0                               | 0                                | 0                                      |
| Centreville 2                      | 492               | 2            | 0.41%         | 0                                 | 0                               | 0                                | 2                                      |
| Centreville 3                      | 459               | 0            | 0.00%         | 0                                 | 0                               | 0                                | 0                                      |
| Centreville 4                      | 762               | 68           | 8.92%         | 11                                | 7                               | 36                               | 13                                     |
| Centreville 5                      | 323               | 0            | 0.00%         | 0                                 | 0                               | 0                                | 0                                      |
| Centreville 6                      | 468               | 88           | 18.80%        | 7                                 | 4                               | 8                                | 17                                     |
| Centreville 7                      | 252               | 0            | 0.00%         | 0                                 | 0                               | 0                                | 0                                      |
| Centreville 8                      | 455               | 13           | 2.86%         | 1                                 | 1                               | 2                                | 8                                      |
| Centreville 9                      | 631               | 9            | 1.43%         | 5                                 | 1                               | 1                                | 2                                      |
| Centreville 10                     | 407               | 1            | 0.25%         | 0                                 | 0                               | 0                                | 1                                      |
| Centreville 11                     | 269               | 0            | 0.00%         | 0                                 | 0                               | 0                                | 0                                      |
| Centreville 12                     | 1,033             | 0            | 0.00%         | 0                                 | 0                               | 0                                | 0                                      |
| Centreville 13                     | 867               | 23           | 2.65%         | 1                                 | 4                               | 6                                | 12                                     |
| Centreville 14                     | 668               | 2            | 0.30%         | 0                                 | 0                               | 2                                | 0                                      |
| Centreville 15                     | 645               | 16           | 2.48%         | 2                                 | 3                               | 10                               | 1                                      |
| Centreville 16                     | 553               | 4            | 0.72%         | 3                                 | 0                               | 0                                | 1                                      |
| Centreville 17                     | 335               | 0            | 0.00%         | 0                                 | 0                               | 0                                | 0                                      |
| Centreville 18                     | 716               | 12           | 1.68%         | 2                                 | 3                               | 2                                | 5                                      |
| Centreville 19                     | 597               | 13           | 2.18%         | 4                                 | 1                               | 6                                | 2                                      |
| Centreville 20                     | 762               | 14           | 1.84%         | 0                                 | 3                               | 3                                | 8                                      |
| Centreville 21                     | 424               | 5            | 1.18%         | 0                                 | 0                               | 1                                | 4                                      |
| Centreville 22                     | 453               | 2            | 0.44%         | 1                                 | 0                               | 0                                | 1                                      |
| Centreville 23                     | 616               | 13           | 2.11%         | 6                                 | 0                               | 4                                | 3                                      |
| Centreville 24                     | 826               | 21           | 2.54%         | 6                                 | 2                               | 5                                | 7                                      |
| Centreville 25                     | 961               | 22           | 2.29%         | 3                                 | 2                               | 9                                | 8                                      |
| Centreville 26                     | 651               | 15           | 2.30%         | 7                                 | 2                               | 2                                | 3                                      |

**General Primary**  
**March 18, 2014**  
 Thomas Holbrook  
 St. Clair County Clerk

**State of Illinois**  
 For Governor And Lieutenant Governor  
 (Vote for ONE)

|   | REGISTERED VOTERS | BALLOTS CAST | TURNOUT       | ( BILL BRADY<br>( MARIA RODRIGUEZ | ( DAN RUTHERFORD<br>( STEVE KIM | ( KIRK W. DILLARD<br>( JIL TRACY | ( BRUCE RAUNER<br>( EVELYN SANGUINETTI |
|---|-------------------|--------------|---------------|-----------------------------------|---------------------------------|----------------------------------|--|
| Centreville 27                          | 533               | 0            | 0.00%         | 0                                 | 0                               | 0                                | 0                                      |
| <b>CENTREVILLE<br/>TOWNSHIP TOTALS</b>  | <b>15,779</b>     | <b>343</b>   | <b>2.17%</b>  | <b>59</b>                         | <b>33</b>                       | <b>97</b>                        | <b>98</b>                              |
| Canteen 1                               | 607               | 6            | 0.99%         | 0                                 | 1                               | 2                                | 3                                      |
| Canteen 2                               | 618               | 24           | 3.88%         | 1                                 | 6                               | 9                                | 8                                      |
| Canteen 3                               | 171               | 0            | 0.00%         | 0                                 | 0                               | 0                                | 0                                      |
| Canteen 4                               | 234               | 4            | 1.71%         | 1                                 | 0                               | 0                                | 3                                      |
| Canteen 5                               | 343               | 1            | 0.29%         | 0                                 | 0                               | 0                                | 0                                      |
| Canteen 6                               | 294               | 0            | 0.00%         | 0                                 | 0                               | 0                                | 0                                      |
| Canteen 7                               | 445               | 2            | 0.45%         | 0                                 | 0                               | 1                                | 1                                      |
| Canteen 8                               | 263               | 0            | 0.00%         | 0                                 | 0                               | 0                                | 0                                      |
| Canteen 9                               | 452               | 10           | 2.21%         | 2                                 | 1                               | 4                                | 3                                      |
| Canteen 10                              | 376               | 0            | 0.00%         | 0                                 | 0                               | 0                                | 0                                      |
| Canteen 11                              | 146               | 0            | 0.00%         | 0                                 | 0                               | 0                                | 0                                      |
| Canteen 12                              | 416               | 10           | 2.40%         | 1                                 | 1                               | 2                                | 5                                      |
| Canteen 13                              | 496               | 26           | 5.24%         | 2                                 | 4                               | 9                                | 10                                     |
| Canteen 14                              | 184               | 4            | 2.17%         | 1                                 | 1                               | 1                                | 1                                      |
| <b>CANTEEN TOWNSHIP<br/>TOTALS</b>      | <b>5,045</b>      | <b>87</b>    | <b>1.72%</b>  | <b>8</b>                          | <b>14</b>                       | <b>28</b>                        | <b>34</b>                              |
| Sugar Loaf 1                            | 1,181             | 97           | 8.21%         | 7                                 | 15                              | 42                               | 33                                     |
| Sugar Loaf 2                            | 675               | 18           | 2.67%         | 4                                 | 2                               | 2                                | 10                                     |
| Sugar Loaf 3                            | 554               | 29           | 5.23%         | 6                                 | 3                               | 13                               | 7                                      |
| Sugar Loaf 4                            | 763               | 29           | 3.80%         | 7                                 | 5                               | 4                                | 13                                     |
| Sugar Loaf 5                            | 822               | 35           | 4.26%         | 9                                 | 3                               | 13                               | 10                                     |
| Sugar Loaf 6                            | 757               | 21           | 2.77%         | 1                                 | 3                               | 8                                | 6                                      |
| <b>SUGAR LOAF TOWNSHIP<br/>TOTALS</b>   | <b>4,752</b>      | <b>229</b>   | <b>4.82%</b>  | <b>34</b>                         | <b>31</b>                       | <b>82</b>                        | <b>79</b>                              |
| Stites 1                                | 499               | 0            | 0.00%         | 0                                 | 0                               | 0                                | 0                                      |
| <b>STITES TOWNSHIP<br/>TOTALS</b>       | <b>499</b>        | <b>0</b>     | <b>0.00%</b>  | <b>0</b>                          | <b>0</b>                        | <b>0</b>                         | <b>0</b>                               |
| Engelmann 1                             | 546               | 100          | 18.32%        | 6                                 | 11                              | 55                               | 26                                     |
| <b>ENGELMANN TOWNSHIP<br/>TOTALS</b>    | <b>546</b>        | <b>100</b>   | <b>18.32%</b> | <b>6</b>                          | <b>11</b>                       | <b>55</b>                        | <b>26</b>                              |
| Fayetteville 1                          | 450               | 48           | 10.67%        | 12                                | 4                               | 10                               | 22                                     |
| Fayetteville 2                          | 709               | 90           | 12.69%        | 19                                | 10                              | 15                               | 42                                     |
| <b>FAYETTEVILLE<br/>TOWNSHIP TOTALS</b> | <b>1,159</b>      | <b>138</b>   | <b>11.91%</b> | <b>31</b>                         | <b>14</b>                       | <b>25</b>                        | <b>64</b>                              |

**General Primary**  
**March 18, 2014**  
 Thomas Holbrook  
 St. Clair County Clerk

**State of Illinois**  
 For Governor And Lieutenant Governor  
 (Vote for ONE)

|  | REGISTERED VOTERS | BALLOTS CAST  | TURNOUT       | ( BILL BRADY<br>( MARIA RODRIGUEZ | ( DAN RUTHERFORD<br>( STEVE KIM | ( KIRK W. DILLARD<br>( JIL TRACY | ( BRUCE RAUNER<br>( EVELYN SANGUINETTI |
|--|-------------------|---------------|---------------|-----------------------------------|---------------------------------|----------------------------------|--|
| Marissa 1                                  | 495               | 48            | 9.70%         | 12                                | 5                               | 9                                | 20                                     |
| Marissa 2                                  | 551               | 53            | 9.62%         | 11                                | 3                               | 12                               | 25                                     |
| Marissa 3                                  | 572               | 67            | 11.71%        | 16                                | 9                               | 21                               | 21                                     |
| <b>MARISSA TOWNSHIP<br/>TOTALS</b>         | <b>1,618</b>      | <b>168</b>    | <b>10.38%</b> | <b>39</b>                         | <b>17</b>                       | <b>42</b>                        | <b>66</b>                              |
| Freeburg 1                                 | 1,223             | 126           | 10.30%        | 13                                | 9                               | 48                               | 54                                     |
| Freeburg 2                                 | 1,164             | 121           | 10.40%        | 14                                | 4                               | 50                               | 52                                     |
| Freeburg 3                                 | 1,120             | 121           | 10.80%        | 11                                | 11                              | 51                               | 45                                     |
| <b>FREEBURG TOWNSHIP<br/>TOTALS</b>        | <b>3,507</b>      | <b>368</b>    | <b>10.49%</b> | <b>38</b>                         | <b>24</b>                       | <b>149</b>                       | <b>151</b>                             |
| New Athens 1                               | 871               | 56            | 6.43%         | 10                                | 7                               | 12                               | 26                                     |
| New Athens 2                               | 862               | 119           | 13.81%        | 17                                | 11                              | 50                               | 39                                     |
| <b>NEW ATHENS TOWNSHIP<br/>TOTALS</b>      | <b>1,733</b>      | <b>175</b>    | <b>10.10%</b> | <b>27</b>                         | <b>18</b>                       | <b>62</b>                        | <b>65</b>                              |
| Lenzburg 1                                 | 672               | 60            | 8.93%         | 11                                | 8                               | 16                               | 24                                     |
| <b>LENZBURG TOWNSHIP<br/>TOTALS</b>        | <b>672</b>        | <b>60</b>     | <b>8.93%</b>  | <b>11</b>                         | <b>8</b>                        | <b>16</b>                        | <b>24</b>                              |
| Prairie Du Long 1                          | 799               | 116           | 14.52%        | 15                                | 7                               | 43                               | 50                                     |
| Prairie Du Long 2                          | 962               | 139           | 14.45%        | 9                                 | 12                              | 42                               | 72                                     |
| <b>PRAIRIE DU LONG<br/>TOWNSHIP TOTALS</b> | <b>1,761</b>      | <b>255</b>    | <b>14.48%</b> | <b>24</b>                         | <b>19</b>                       | <b>85</b>                        | <b>122</b>                             |
| Smithton 1                                 | 1,274             | 112           | 8.79%         | 18                                | 10                              | 26                               | 50                                     |
| Smithton 2                                 | 791               | 61            | 7.71%         | 9                                 | 9                               | 19                               | 24                                     |
| Smithton 3                                 | 1,044             | 122           | 11.69%        | 15                                | 8                               | 40                               | 57                                     |
| <b>SMITHTON TOWNSHIP<br/>TOTALS</b>        | <b>3,109</b>      | <b>295</b>    | <b>9.49%</b>  | <b>42</b>                         | <b>27</b>                       | <b>85</b>                        | <b>131</b>                             |
| Millstadt 1                                | 1,047             | 103           | 9.84%         | 21                                | 3                               | 37                               | 39                                     |
| Millstadt 2                                | 1,404             | 147           | 10.47%        | 13                                | 11                              | 59                               | 62                                     |
| Millstadt 3                                | 559               | 46            | 8.23%         | 7                                 | 3                               | 22                               | 11                                     |
| Millstadt 4                                | 848               | 83            | 9.79%         | 15                                | 10                              | 28                               | 27                                     |
| Millstadt 5                                | 925               | 97            | 10.49%        | 9                                 | 5                               | 35                               | 43                                     |
| <b>MILLSTADT TOWNSHIP<br/>TOTALS</b>       | <b>4,783</b>      | <b>476</b>    | <b>9.95%</b>  | <b>65</b>                         | <b>32</b>                       | <b>181</b>                       | <b>182</b>                             |
| <b>ST. CLAIR TOTALS</b>                    | <b>152,184</b>    | <b>12,054</b> | <b>7.92%</b>  | <b>2,056</b>                      | <b>971</b>                      | <b>4,045</b>                     | <b>4,702</b>                           |
| Precinct 01                                | 1,382             | 2             | 0.14%         | 0                                 | 1                               | 0                                | 0                                      |
| Precinct 02                                | 828               | 0             | 0.00%         | 0                                 | 0                               | 0                                | 0                                      |
| Precinct 03                                | 704               | 3             | 0.43%         | 1                                 | 0                               | 1                                | 0                                      |

**General Primary**  
**March 18, 2014**  
 Thomas Holbrook  
 St. Clair County Clerk

**State of Illinois**  
 For Governor And Lieutenant Governor  
 (Vote for ONE)

|  | REGISTERED VOTERS | BALLOTS CAST  | TURNOUT      | ( BILL BRADY<br>( MARIA RODRIGUEZ | ( DAN RUTHERFORD<br>( STEVE KIM | ( KIRK W. DILLARD<br>( JIL TRACY | ( BRUCE RAUNER<br>( EVELYN SANGUINETTI |
|--|-------------------|---------------|--------------|-----------------------------------|---------------------------------|----------------------------------|--|
| Precinct 04                            | 893               | 1             | 0.11%        | 0                                 | 0                               | 0                                | 1                                      |
| Precinct 05                            | 737               | 2             | 0.27%        | 1                                 | 0                               | 1                                | 0                                      |
| Precinct 06                            | 559               | 3             | 0.54%        | 0                                 | 0                               | 0                                | 3                                      |
| Precinct 07                            | 496               | 1             | 0.20%        | 0                                 | 0                               | 0                                | 1                                      |
| Precinct 08                            | 505               | 0             | 0.00%        | 0                                 | 0                               | 0                                | 0                                      |
| Precinct 09                            | 668               | 1             | 0.15%        | 0                                 | 0                               | 0                                | 1                                      |
| Precinct 10                            | 625               | 0             | 0.00%        | 0                                 | 0                               | 0                                | 0                                      |
| Precinct 11                            | 728               | 4             | 0.55%        | 1                                 | 1                               | 0                                | 1                                      |
| Precinct 12                            | 1,029             | 2             | 0.19%        | 0                                 | 0                               | 2                                | 0                                      |
| Precinct 13                            | 1,143             | 0             | 0.00%        | 0                                 | 0                               | 0                                | 0                                      |
| Precinct 14                            | 796               | 1             | 0.13%        | 1                                 | 0                               | 0                                | 0                                      |
| Precinct 15                            | 803               | 2             | 0.25%        | 0                                 | 0                               | 0                                | 1                                      |
| Precinct 16                            | 765               | 2             | 0.26%        | 0                                 | 0                               | 1                                | 1                                      |
| Precinct 17                            | 934               | 1             | 0.11%        | 1                                 | 0                               | 0                                | 0                                      |
| Precinct 18                            | 467               | 1             | 0.21%        | 0                                 | 0                               | 0                                | 0                                      |
| Precinct 19                            | 737               | 2             | 0.27%        | 1                                 | 0                               | 0                                | 1                                      |
| Precinct 20                            | 797               | 5             | 0.63%        | 1                                 | 0                               | 3                                | 0                                      |
| Precinct 21                            | 824               | 1             | 0.12%        | 0                                 | 0                               | 0                                | 1                                      |
| Precinct 22                            | 427               | 0             | 0.00%        | 0                                 | 0                               | 0                                | 0                                      |
| Precinct 23                            | 885               | 6             | 0.68%        | 0                                 | 0                               | 4                                | 2                                      |
| Precinct 24                            | 416               | 5             | 1.20%        | 0                                 | 1                               | 3                                | 1                                      |
| Precinct 25                            | 830               | 1             | 0.12%        | 0                                 | 0                               | 0                                | 0                                      |
| <b>CITY OF E. ST. LOUIS<br/>TOTALS</b> | <b>18,978</b>     | <b>46</b>     | <b>0.24%</b> | <b>7</b>                          | <b>3</b>                        | <b>15</b>                        | <b>14</b>                              |
| <b>TOTALS</b>                          | <b>171,162</b>    | <b>12,100</b> | <b>7.07%</b> | <b>2,063</b>                      | <b>974</b>                      | <b>4,060</b>                     | <b>4,716</b>                           |

**General Primary**  
**March 18, 2014**  
 Thomas Holbrook  
 St. Clair County Clerk

**State of Illinois**  
 For Attorney General  
 (Vote for ONE)

|               | REGISTERED VOTERS | BALLOTS CAST | TURNOUT | PAUL M. SCHIMPF |
|---------------|-------------------|--------------|---------|-----------------|
| Belleville 1  | 566               | 36           | 6.36%   | 26              |
| Belleville 2  | 1,103             | 53           | 4.81%   | 37              |
| Belleville 3  | 822               | 57           | 6.93%   | 47              |
| Belleville 4  | 730               | 53           | 7.26%   | 42              |
| Belleville 5  | 798               | 43           | 5.39%   | 33              |
| Belleville 6  | 734               | 31           | 4.22%   | 22              |
| Belleville 7  | 753               | 44           | 5.84%   | 39              |
| Belleville 8  | 596               | 57           | 9.56%   | 36              |
| Belleville 9  | 566               | 46           | 8.13%   | 35              |
| Belleville 10 | 586               | 24           | 4.10%   | 18              |
| Belleville 11 | 576               | 42           | 7.29%   | 37              |
| Belleville 12 | 745               | 41           | 5.50%   | 32              |
| Belleville 13 | 914               | 35           | 3.83%   | 25              |
| Belleville 14 | 881               | 76           | 8.63%   | 62              |
| Belleville 15 | 639               | 21           | 3.29%   | 18              |
| Belleville 16 | 782               | 43           | 5.50%   | 34              |
| Belleville 17 | 646               | 36           | 5.57%   | 30              |
| Belleville 18 | 616               | 34           | 5.52%   | 27              |
| Belleville 19 | 689               | 40           | 5.81%   | 31              |
| Belleville 20 | 754               | 41           | 5.44%   | 28              |
| Belleville 21 | 708               | 32           | 4.52%   | 20              |
| Belleville 22 | 1,185             | 83           | 7.00%   | 60              |
| Belleville 23 | 783               | 55           | 7.02%   | 39              |
| Belleville 24 | 899               | 99           | 11.01%  | 74              |
| Belleville 25 | 692               | 61           | 8.82%   | 51              |
| Belleville 26 | 1,263             | 46           | 3.64%   | 37              |
| Belleville 27 | 594               | 62           | 10.44%  | 53              |
| Belleville 28 | 668               | 73           | 10.93%  | 52              |
| Belleville 29 | 612               | 44           | 7.19%   | 31              |
| Belleville 30 | 523               | 21           | 4.02%   | 10              |
| Belleville 31 | 873               | 78           | 8.93%   | 55              |
| Belleville 32 | 790               | 80           | 10.13%  | 58              |
| Belleville 33 | 718               | 49           | 6.82%   | 39              |
| Belleville 34 | 319               | 16           | 5.02%   | 11              |
| Belleville 35 | 1,067             | 153          | 14.34%  | 113             |



**General Primary**  
**March 18, 2014**  
 Thomas Holbrook  
 St. Clair County Clerk

**State of Illinois**  
 For Attorney General  
 (Vote for ONE)

|                                      | REGISTERED VOTERS | BALLOTS CAST | TURNOUT       | PAUL M. SCHIMPF |
|--------------------------------------|-------------------|--------------|---------------|-----------------|
| <b>BELLEVILLE TOWNSHIP TOTALS</b>    | <b>26,190</b>     | <b>1,805</b> | <b>6.89%</b>  | <b>1,362</b>    |
| Mascoutah 1                          | 1,077             | 116          | 10.77%        | 89              |
| Mascoutah 2                          | 1,391             | 149          | 10.71%        | 120             |
| Mascoutah 3                          | 1,501             | 166          | 11.06%        | 130             |
| Mascoutah 4                          | 1,183             | 115          | 9.72%         | 86              |
| <b>MASCOUTAH TOWNSHIP TOTALS</b>     | <b>5,152</b>      | <b>546</b>   | <b>10.60%</b> | <b>425</b>      |
| Lebanon 1                            | 1,399             | 153          | 10.94%        | 127             |
| Lebanon 2                            | 677               | 54           | 7.98%         | 43              |
| Lebanon 3                            | 534               | 48           | 8.99%         | 40              |
| <b>LEBANON TOWNSHIP TOTALS</b>       | <b>2,610</b>      | <b>255</b>   | <b>9.77%</b>  | <b>210</b>      |
| Shiloh Valley 1                      | 1,433             | 132          | 9.21%         | 100             |
| Shiloh Valley 2                      | 820               | 23           | 2.80%         | 14              |
| Shiloh Valley 3                      | 561               | 40           | 7.13%         | 34              |
| Shiloh Valley 4                      | 592               | 62           | 10.47%        | 51              |
| Shiloh Valley 5                      | 1,481             | 117          | 7.90%         | 96              |
| <b>SHILOH VALLEY TOWNSHIP TOTALS</b> | <b>4,887</b>      | <b>374</b>   | <b>7.65%</b>  | <b>295</b>      |
| O Fallon 1                           | 969               | 74           | 7.64%         | 54              |
| O Fallon 2                           | 959               | 55           | 5.74%         | 34              |
| O Fallon 3                           | 640               | 59           | 9.22%         | 42              |
| O Fallon 4                           | 509               | 81           | 15.91%        | 58              |
| O Fallon 5                           | 1,020             | 112          | 10.98%        | 78              |
| O Fallon 6                           | 792               | 78           | 9.85%         | 60              |
| O Fallon 7                           | 1,053             | 187          | 17.76%        | 128             |
| O Fallon 8                           | 1,378             | 209          | 15.17%        | 170             |
| O Fallon 9                           | 929               | 113          | 12.16%        | 78              |
| O Fallon 10                          | 957               | 63           | 6.58%         | 52              |
| O Fallon 11                          | 950               | 141          | 14.84%        | 109             |
| O Fallon 12                          | 1,140             | 125          | 10.96%        | 103             |
| O Fallon 13                          | 1,108             | 62           | 5.60%         | 50              |
| O Fallon 14                          | 805               | 81           | 10.06%        | 71              |
| O Fallon 15                          | 1,081             | 137          | 12.67%        | 103             |
| O Fallon 16                          | 1,013             | 112          | 11.06%        | 81              |

**General Primary**  
**March 18, 2014**  
 Thomas Holbrook  
 St. Clair County Clerk

**State of Illinois**  
 For Attorney General  
 (Vote for ONE)

|                                     | REGISTERED VOTERS | BALLOTS CAST | TURNOUT       | PAUL M. SCHIMPF |
|-------------------------------------|-------------------|--------------|---------------|-----------------|
| O Fallon 17                         | 753               | 75           | 9.96%         | 60              |
| O Fallon 18                         | 579               | 56           | 9.67%         | 42              |
| <b>O'FALLON TOWNSHIP<br/>TOTALS</b> | <b>16,635</b>     | <b>1,820</b> | <b>10.94%</b> | <b>1,373</b>    |
| St Clair 1                          | 548               | 22           | 4.01%         | 19              |
| St Clair 2                          | 690               | 58           | 8.41%         | 44              |
| St Clair 3                          | 641               | 44           | 6.86%         | 35              |
| St Clair 4                          | 356               | 30           | 8.43%         | 17              |
| St Clair 5                          | 614               | 45           | 7.33%         | 35              |
| St Clair 6                          | 671               | 79           | 11.77%        | 60              |
| St Clair 7                          | 469               | 47           | 10.02%        | 34              |
| St Clair 8                          | 1,026             | 111          | 10.82%        | 81              |
| St Clair 9                          | 897               | 78           | 8.70%         | 62              |
| St Clair 10                         | 441               | 44           | 9.98%         | 33              |
| St Clair 11                         | 516               | 41           | 7.95%         | 27              |
| St Clair 12                         | 1,030             | 66           | 6.41%         | 52              |
| St Clair 13                         | 741               | 86           | 11.61%        | 70              |
| St Clair 14                         | 662               | 31           | 4.68%         | 27              |
| St Clair 15                         | 1,114             | 92           | 8.26%         | 65              |
| St Clair 16                         | 962               | 26           | 2.70%         | 23              |
| St Clair 17                         | 405               | 16           | 3.95%         | 12              |
| St Clair 18                         | 595               | 50           | 8.40%         | 39              |
| St Clair 19                         | 548               | 65           | 11.86%        | 48              |
| St Clair 20                         | 729               | 64           | 8.78%         | 49              |
| St Clair 21                         | 613               | 80           | 13.05%        | 64              |
| St Clair 22                         | 486               | 26           | 5.35%         | 22              |
| St Clair 23                         | 1,027             | 74           | 7.21%         | 56              |
| St Clair 24                         | 643               | 85           | 13.22%        | 64              |
| St Clair 25                         | 1,063             | 58           | 5.46%         | 43              |
| St Clair 26                         | 796               | 51           | 6.41%         | 37              |
| St Clair 27                         | 805               | 72           | 8.94%         | 64              |
| St Clair 28                         | 875               | 112          | 12.80%        | 87              |
| St Clair 29                         | 788               | 42           | 5.33%         | 31              |
| St Clair 30                         | 675               | 97           | 14.37%        | 79              |
| St Clair 31                         | 754               | 65           | 8.62%         | 49              |

**General Primary**  
**March 18, 2014**  
 Thomas Holbrook  
 St. Clair County Clerk

**State of Illinois**  
 For Attorney General  
 (Vote for ONE)

|                                   | REGISTERED VOTERS | BALLOTS CAST | TURNOUT      | PAUL M. SCHIMPF |
|-----------------------------------|-------------------|--------------|--------------|-----------------|
| St Clair 32                       | 530               | 66           | 12.45%       | 46              |
| St Clair 33                       | 750               | 21           | 2.80%        | 17              |
| <b>ST. CLAIR TOWNSHIP TOTALS</b>  | <b>23,460</b>     | <b>1,944</b> | <b>8.29%</b> | <b>1,491</b>    |
| Caseyville 1                      | 951               | 48           | 5.05%        | 41              |
| Caseyville 2                      | 1,063             | 77           | 7.24%        | 64              |
| Caseyville 3                      | 656               | 87           | 13.26%       | 70              |
| Caseyville 4                      | 732               | 123          | 16.80%       | 100             |
| Caseyville 5                      | 1,518             | 100          | 6.59%        | 76              |
| Caseyville 6                      | 552               | 30           | 5.43%        | 21              |
| Caseyville 7                      | 643               | 43           | 6.69%        | 31              |
| Caseyville 8                      | 828               | 172          | 20.77%       | 129             |
| Caseyville 9                      | 1,019             | 84           | 8.24%        | 61              |
| Caseyville 10                     | 536               | 38           | 7.09%        | 26              |
| Caseyville 11                     | 639               | 85           | 13.30%       | 65              |
| Caseyville 12                     | 1,549             | 126          | 8.13%        | 95              |
| Caseyville 13                     | 796               | 84           | 10.55%       | 74              |
| Caseyville 14                     | 603               | 97           | 16.09%       | 76              |
| Caseyville 15                     | 464               | 47           | 10.13%       | 32              |
| Caseyville 16                     | 393               | 23           | 5.85%        | 18              |
| Caseyville 17                     | 308               | 16           | 5.19%        | 15              |
| Caseyville 18                     | 450               | 21           | 4.67%        | 15              |
| Caseyville 19                     | 522               | 102          | 19.54%       | 73              |
| Caseyville 20                     | 487               | 68           | 13.96%       | 53              |
| Caseyville 21                     | 732               | 75           | 10.25%       | 59              |
| Caseyville 22                     | 490               | 42           | 8.57%        | 36              |
| Caseyville 23                     | 908               | 41           | 4.52%        | 31              |
| Caseyville 24                     | 692               | 52           | 7.51%        | 45              |
| Caseyville 25                     | 845               | 33           | 3.91%        | 29              |
| Caseyville 26                     | 1,425             | 69           | 4.84%        | 55              |
| Caseyville 27                     | 1,198             | 83           | 6.93%        | 71              |
| <b>CASEYVILLE TOWNSHIP TOTALS</b> | <b>20,999</b>     | <b>1,866</b> | <b>8.89%</b> | <b>1,461</b>    |
| Stookey 1                         | 1,555             | 192          | 12.35%       | 144             |
| Stookey 2                         | 801               | 110          | 13.73%       | 80              |
| Stookey 3                         | 464               | 40           | 8.62%        | 34              |

**General Primary**  
**March 18, 2014**  
 Thomas Holbrook  
 St. Clair County Clerk

**State of Illinois**  
 For Attorney General  
 (Vote for ONE)

|                                | REGISTERED VOTERS | BALLOTS CAST | TURNOUT       | PAUL M. SCHIMPF |
|--------------------------------|-------------------|--------------|---------------|-----------------|
| Stookey 4                      | 617               | 74           | 11.99%        | 55              |
| Stookey 5                      | 341               | 15           | 4.40%         | 8               |
| Stookey 6                      | 929               | 74           | 7.97%         | 55              |
| Stookey 7                      | 620               | 74           | 11.94%        | 55              |
| Stookey 8                      | 428               | 20           | 4.67%         | 16              |
| Stookey 9                      | 832               | 70           | 8.41%         | 60              |
| Stookey 10                     | 701               | 81           | 11.55%        | 62              |
| <b>STOOKEY TOWNSHIP TOTALS</b> | <b>7,288</b>      | <b>750</b>   | <b>10.29%</b> | <b>569</b>      |
| Centreville 1                  | 621               | 0            | 0.00%         | 0               |
| Centreville 2                  | 492               | 2            | 0.41%         | 2               |
| Centreville 3                  | 459               | 0            | 0.00%         | 0               |
| Centreville 4                  | 762               | 68           | 8.92%         | 51              |
| Centreville 5                  | 323               | 0            | 0.00%         | 0               |
| Centreville 6                  | 468               | 88           | 18.80%        | 23              |
| Centreville 7                  | 252               | 0            | 0.00%         | 0               |
| Centreville 8                  | 455               | 13           | 2.86%         | 8               |
| Centreville 9                  | 631               | 9            | 1.43%         | 7               |
| Centreville 10                 | 407               | 1            | 0.25%         | 1               |
| Centreville 11                 | 269               | 0            | 0.00%         | 0               |
| Centreville 12                 | 1,033             | 0            | 0.00%         | 0               |
| Centreville 13                 | 867               | 23           | 2.65%         | 21              |
| Centreville 14                 | 668               | 2            | 0.30%         | 0               |
| Centreville 15                 | 645               | 16           | 2.48%         | 13              |
| Centreville 16                 | 553               | 4            | 0.72%         | 4               |
| Centreville 17                 | 335               | 0            | 0.00%         | 0               |
| Centreville 18                 | 716               | 12           | 1.68%         | 10              |
| Centreville 19                 | 597               | 13           | 2.18%         | 8               |
| Centreville 20                 | 762               | 14           | 1.84%         | 10              |
| Centreville 21                 | 424               | 5            | 1.18%         | 4               |
| Centreville 22                 | 453               | 2            | 0.44%         | 1               |
| Centreville 23                 | 616               | 13           | 2.11%         | 13              |
| Centreville 24                 | 826               | 21           | 2.54%         | 18              |
| Centreville 25                 | 961               | 22           | 2.29%         | 19              |
| Centreville 26                 | 651               | 15           | 2.30%         | 10              |

**General Primary**  
**March 18, 2014**  
 Thomas Holbrook  
 St. Clair County Clerk

**State of Illinois**  
 For Attorney General  
 (Vote for ONE)

|                                     | REGISTERED VOTERS | BALLOTS CAST | TURNOUT       | PAUL M. SCHIMPF |
|-------------------------------------|-------------------|--------------|---------------|-----------------|
| Centreville 27                      | 533               | 0            | 0.00%         | 0               |
| <b>CENTREVILLE TOWNSHIP TOTALS</b>  | <b>15,779</b>     | <b>343</b>   | <b>2.17%</b>  | <b>223</b>      |
| Canteen 1                           | 607               | 6            | 0.99%         | 4               |
| Canteen 2                           | 618               | 24           | 3.88%         | 17              |
| Canteen 3                           | 171               | 0            | 0.00%         | 0               |
| Canteen 4                           | 234               | 4            | 1.71%         | 3               |
| Canteen 5                           | 343               | 1            | 0.29%         | 0               |
| Canteen 6                           | 294               | 0            | 0.00%         | 0               |
| Canteen 7                           | 445               | 2            | 0.45%         | 2               |
| Canteen 8                           | 263               | 0            | 0.00%         | 0               |
| Canteen 9                           | 452               | 10           | 2.21%         | 9               |
| Canteen 10                          | 376               | 0            | 0.00%         | 0               |
| Canteen 11                          | 146               | 0            | 0.00%         | 0               |
| Canteen 12                          | 416               | 10           | 2.40%         | 7               |
| Canteen 13                          | 496               | 26           | 5.24%         | 17              |
| Canteen 14                          | 184               | 4            | 2.17%         | 2               |
| <b>CANTEEN TOWNSHIP TOTALS</b>      | <b>5,045</b>      | <b>87</b>    | <b>1.72%</b>  | <b>61</b>       |
| Sugar Loaf 1                        | 1,181             | 97           | 8.21%         | 73              |
| Sugar Loaf 2                        | 675               | 18           | 2.67%         | 15              |
| Sugar Loaf 3                        | 554               | 29           | 5.23%         | 27              |
| Sugar Loaf 4                        | 763               | 29           | 3.80%         | 28              |
| Sugar Loaf 5                        | 822               | 35           | 4.26%         | 22              |
| Sugar Loaf 6                        | 757               | 21           | 2.77%         | 15              |
| <b>SUGAR LOAF TOWNSHIP TOTALS</b>   | <b>4,752</b>      | <b>229</b>   | <b>4.82%</b>  | <b>180</b>      |
| Stites 1                            | 499               | 0            | 0.00%         | 0               |
| <b>STITES TOWNSHIP TOTALS</b>       | <b>499</b>        | <b>0</b>     | <b>0.00%</b>  | <b>0</b>        |
| Engelmann 1                         | 546               | 100          | 18.32%        | 80              |
| <b>ENGELMANN TOWNSHIP TOTALS</b>    | <b>546</b>        | <b>100</b>   | <b>18.32%</b> | <b>80</b>       |
| Fayetteville 1                      | 450               | 48           | 10.67%        | 38              |
| Fayetteville 2                      | 709               | 90           | 12.69%        | 62              |
| <b>FAYETTEVILLE TOWNSHIP TOTALS</b> | <b>1,159</b>      | <b>138</b>   | <b>11.91%</b> | <b>100</b>      |

**General Primary  
March 18, 2014**  
Thomas Holbrook  
St. Clair County Clerk

**State of Illinois**  
For Attorney General  
(Vote for ONE)

|  | REGISTERED VOTERS | BALLOTS CAST  | TURNOUT       | PAUL M. SCHIMPF |
|--|-------------------|---------------|---------------|-----------------|
| Marissa 1                              | 495               | 48            | 9.70%         | 37              |
| Marissa 2                              | 551               | 53            | 9.62%         | 42              |
| Marissa 3                              | 572               | 67            | 11.71%        | 49              |
| <b>MARISSA TOWNSHIP TOTALS</b>         | <b>1,618</b>      | <b>168</b>    | <b>10.38%</b> | <b>128</b>      |
| Freeburg 1                             | 1,223             | 126           | 10.30%        | 93              |
| Freeburg 2                             | 1,164             | 121           | 10.40%        | 79              |
| Freeburg 3                             | 1,120             | 121           | 10.80%        | 83              |
| <b>FREEBURG TOWNSHIP TOTALS</b>        | <b>3,507</b>      | <b>368</b>    | <b>10.49%</b> | <b>255</b>      |
| New Athens 1                           | 871               | 56            | 6.43%         | 38              |
| New Athens 2                           | 862               | 119           | 13.81%        | 89              |
| <b>NEW ATHENS TOWNSHIP TOTALS</b>      | <b>1,733</b>      | <b>175</b>    | <b>10.10%</b> | <b>127</b>      |
| Lenzburg 1                             | 672               | 60            | 8.93%         | 47              |
| <b>LENZBURG TOWNSHIP TOTALS</b>        | <b>672</b>        | <b>60</b>     | <b>8.93%</b>  | <b>47</b>       |
| Prairie Du Long 1                      | 799               | 116           | 14.52%        | 85              |
| Prairie Du Long 2                      | 962               | 139           | 14.45%        | 101             |
| <b>PRAIRIE DU LONG TOWNSHIP TOTALS</b> | <b>1,761</b>      | <b>255</b>    | <b>14.48%</b> | <b>186</b>      |
| Smithton 1                             | 1,274             | 112           | 8.79%         | 87              |
| Smithton 2                             | 791               | 61            | 7.71%         | 44              |
| Smithton 3                             | 1,044             | 122           | 11.69%        | 95              |
| <b>SMITHTON TOWNSHIP TOTALS</b>        | <b>3,109</b>      | <b>295</b>    | <b>9.49%</b>  | <b>226</b>      |
| Millstadt 1                            | 1,047             | 103           | 9.84%         | 70              |
| Millstadt 2                            | 1,404             | 147           | 10.47%        | 105             |
| Millstadt 3                            | 559               | 46            | 8.23%         | 38              |
| Millstadt 4                            | 848               | 83            | 9.79%         | 64              |
| Millstadt 5                            | 925               | 97            | 10.49%        | 69              |
| <b>MILLSTADT TOWNSHIP TOTALS</b>       | <b>4,783</b>      | <b>476</b>    | <b>9.95%</b>  | <b>346</b>      |
| <b>ST. CLAIR TOTALS</b>                | <b>152,184</b>    | <b>12,054</b> | <b>7.92%</b>  | <b>9,145</b>    |
| Precinct 01                            | 1,382             | 2             | 0.14%         | 1               |
| Precinct 02                            | 828               | 0             | 0.00%         | 0               |
| Precinct 03                            | 704               | 3             | 0.43%         | 1               |

**General Primary**  
**March 18, 2014**  
 Thomas Holbrook  
 St. Clair County Clerk

**State of Illinois**  
 For Attorney General  
 (Vote for ONE)

|                             | REGISTERED VOTERS | BALLOTS CAST  | TURNOUT      | PAUL M. SCHIMPF |
|-----------------------------|-------------------|---------------|--------------|-----------------|
| Precinct 04                 | 893               | 1             | 0.11%        | 1               |
| Precinct 05                 | 737               | 2             | 0.27%        | 2               |
| Precinct 06                 | 559               | 3             | 0.54%        | 2               |
| Precinct 07                 | 496               | 1             | 0.20%        | 1               |
| Precinct 08                 | 505               | 0             | 0.00%        | 0               |
| Precinct 09                 | 668               | 1             | 0.15%        | 1               |
| Precinct 10                 | 625               | 0             | 0.00%        | 0               |
| Precinct 11                 | 728               | 4             | 0.55%        | 3               |
| Precinct 12                 | 1,029             | 2             | 0.19%        | 2               |
| Precinct 13                 | 1,143             | 0             | 0.00%        | 0               |
| Precinct 14                 | 796               | 1             | 0.13%        | 1               |
| Precinct 15                 | 803               | 2             | 0.25%        | 2               |
| Precinct 16                 | 765               | 2             | 0.26%        | 1               |
| Precinct 17                 | 934               | 1             | 0.11%        | 1               |
| Precinct 18                 | 467               | 1             | 0.21%        | 0               |
| Precinct 19                 | 737               | 2             | 0.27%        | 2               |
| Precinct 20                 | 797               | 5             | 0.63%        | 2               |
| Precinct 21                 | 824               | 1             | 0.12%        | 0               |
| Precinct 22                 | 427               | 0             | 0.00%        | 0               |
| Precinct 23                 | 885               | 6             | 0.68%        | 4               |
| Precinct 24                 | 416               | 5             | 1.20%        | 2               |
| Precinct 25                 | 830               | 1             | 0.12%        | 0               |
| <b>CITY OF E. ST. LOUIS</b> | <b>18,978</b>     | <b>46</b>     | <b>0.24%</b> | <b>29</b>       |
| <b>TOTALS</b>               |                   |               |              |                 |
| <b>TOTALS</b>               | <b>171,162</b>    | <b>12,100</b> | <b>7.07%</b> | <b>9,174</b>    |

**General Primary**  
**March 18, 2014**  
 Thomas Holbrook  
 St. Clair County Clerk

**State of Illinois**  
 For Secretary Of State  
 (Vote for ONE)

|               | REGISTERED VOTERS | BALLOTS CAST | TURNOUT | MICHAEL WEBSTER |
|---------------|-------------------|--------------|---------|-----------------|
| Belleville 1  | 566               | 36           | 6.36%   | 27              |
| Belleville 2  | 1,103             | 53           | 4.81%   | 39              |
| Belleville 3  | 822               | 57           | 6.93%   | 48              |
| Belleville 4  | 730               | 53           | 7.26%   | 43              |
| Belleville 5  | 798               | 43           | 5.39%   | 34              |
| Belleville 6  | 734               | 31           | 4.22%   | 22              |
| Belleville 7  | 753               | 44           | 5.84%   | 40              |
| Belleville 8  | 596               | 57           | 9.56%   | 35              |
| Belleville 9  | 566               | 46           | 8.13%   | 37              |
| Belleville 10 | 586               | 24           | 4.10%   | 19              |
| Belleville 11 | 576               | 42           | 7.29%   | 37              |
| Belleville 12 | 745               | 41           | 5.50%   | 32              |
| Belleville 13 | 914               | 35           | 3.83%   | 25              |
| Belleville 14 | 881               | 76           | 8.63%   | 62              |
| Belleville 15 | 639               | 21           | 3.29%   | 17              |
| Belleville 16 | 782               | 43           | 5.50%   | 35              |
| Belleville 17 | 646               | 36           | 5.57%   | 29              |
| Belleville 18 | 616               | 34           | 5.52%   | 26              |
| Belleville 19 | 689               | 40           | 5.81%   | 32              |
| Belleville 20 | 754               | 41           | 5.44%   | 28              |
| Belleville 21 | 708               | 32           | 4.52%   | 21              |
| Belleville 22 | 1,185             | 83           | 7.00%   | 59              |
| Belleville 23 | 783               | 55           | 7.02%   | 39              |
| Belleville 24 | 899               | 99           | 11.01%  | 76              |
| Belleville 25 | 692               | 61           | 8.82%   | 52              |
| Belleville 26 | 1,263             | 46           | 3.64%   | 37              |
| Belleville 27 | 594               | 62           | 10.44%  | 52              |
| Belleville 28 | 668               | 73           | 10.93%  | 53              |
| Belleville 29 | 612               | 44           | 7.19%   | 31              |
| Belleville 30 | 523               | 21           | 4.02%   | 10              |
| Belleville 31 | 873               | 78           | 8.93%   | 55              |
| Belleville 32 | 790               | 80           | 10.13%  | 57              |
| Belleville 33 | 718               | 49           | 6.82%   | 40              |
| Belleville 34 | 319               | 16           | 5.02%   | 11              |
| Belleville 35 | 1,067             | 153          | 14.34%  | 110             |



**General Primary**  
**March 18, 2014**  
 Thomas Holbrook  
 St. Clair County Clerk

**State of Illinois**  
 For Secretary Of State  
 (Vote for ONE)

|                                      | REGISTERED VOTERS | BALLOTS CAST | TURNOUT       | MICHAEL WEBSTER |
|--------------------------------------|-------------------|--------------|---------------|-----------------|
| <b>BELLEVILLE TOWNSHIP TOTALS</b>    | <b>26,190</b>     | <b>1,805</b> | <b>6.89%</b>  | <b>1,370</b>    |
| Mascoutah 1                          | 1,077             | 116          | 10.77%        | 89              |
| Mascoutah 2                          | 1,391             | 149          | 10.71%        | 120             |
| Mascoutah 3                          | 1,501             | 166          | 11.06%        | 131             |
| Mascoutah 4                          | 1,183             | 115          | 9.72%         | 87              |
| <b>MASCOUTAH TOWNSHIP TOTALS</b>     | <b>5,152</b>      | <b>546</b>   | <b>10.60%</b> | <b>427</b>      |
| Lebanon 1                            | 1,399             | 153          | 10.94%        | 123             |
| Lebanon 2                            | 677               | 54           | 7.98%         | 42              |
| Lebanon 3                            | 534               | 48           | 8.99%         | 41              |
| <b>LEBANON TOWNSHIP TOTALS</b>       | <b>2,610</b>      | <b>255</b>   | <b>9.77%</b>  | <b>206</b>      |
| Shiloh Valley 1                      | 1,433             | 132          | 9.21%         | 99              |
| Shiloh Valley 2                      | 820               | 23           | 2.80%         | 14              |
| Shiloh Valley 3                      | 561               | 40           | 7.13%         | 34              |
| Shiloh Valley 4                      | 592               | 62           | 10.47%        | 51              |
| Shiloh Valley 5                      | 1,481             | 117          | 7.90%         | 95              |
| <b>SHILOH VALLEY TOWNSHIP TOTALS</b> | <b>4,887</b>      | <b>374</b>   | <b>7.65%</b>  | <b>293</b>      |
| O Fallon 1                           | 969               | 74           | 7.64%         | 56              |
| O Fallon 2                           | 959               | 55           | 5.74%         | 34              |
| O Fallon 3                           | 640               | 59           | 9.22%         | 43              |
| O Fallon 4                           | 509               | 81           | 15.91%        | 57              |
| O Fallon 5                           | 1,020             | 112          | 10.98%        | 79              |
| O Fallon 6                           | 792               | 78           | 9.85%         | 61              |
| O Fallon 7                           | 1,053             | 187          | 17.76%        | 129             |
| O Fallon 8                           | 1,378             | 209          | 15.17%        | 167             |
| O Fallon 9                           | 929               | 113          | 12.16%        | 74              |
| O Fallon 10                          | 957               | 63           | 6.58%         | 53              |
| O Fallon 11                          | 950               | 141          | 14.84%        | 108             |
| O Fallon 12                          | 1,140             | 125          | 10.96%        | 103             |
| O Fallon 13                          | 1,108             | 62           | 5.60%         | 48              |
| O Fallon 14                          | 805               | 81           | 10.06%        | 69              |
| O Fallon 15                          | 1,081             | 137          | 12.67%        | 103             |
| O Fallon 16                          | 1,013             | 112          | 11.06%        | 81              |

**General Primary**  
**March 18, 2014**  
 Thomas Holbrook  
 St. Clair County Clerk

**State of Illinois**  
 For Secretary Of State  
 (Vote for ONE)

|                                     | REGISTERED VOTERS | BALLOTS CAST | TURNOUT       | MICHAEL WEBSTER |
|-------------------------------------|-------------------|--------------|---------------|-----------------|
| O Fallon 17                         | 753               | 75           | 9.96%         | 58              |
| O Fallon 18                         | 579               | 56           | 9.67%         | 41              |
| <b>O'FALLON TOWNSHIP<br/>TOTALS</b> | <b>16,635</b>     | <b>1,820</b> | <b>10.94%</b> | <b>1,364</b>    |
| St Clair 1                          | 548               | 22           | 4.01%         | 19              |
| St Clair 2                          | 690               | 58           | 8.41%         | 45              |
| St Clair 3                          | 641               | 44           | 6.86%         | 35              |
| St Clair 4                          | 356               | 30           | 8.43%         | 17              |
| St Clair 5                          | 614               | 45           | 7.33%         | 35              |
| St Clair 6                          | 671               | 79           | 11.77%        | 59              |
| St Clair 7                          | 469               | 47           | 10.02%        | 34              |
| St Clair 8                          | 1,026             | 111          | 10.82%        | 81              |
| St Clair 9                          | 897               | 78           | 8.70%         | 63              |
| St Clair 10                         | 441               | 44           | 9.98%         | 33              |
| St Clair 11                         | 516               | 41           | 7.95%         | 26              |
| St Clair 12                         | 1,030             | 66           | 6.41%         | 53              |
| St Clair 13                         | 741               | 86           | 11.61%        | 71              |
| St Clair 14                         | 662               | 31           | 4.68%         | 28              |
| St Clair 15                         | 1,114             | 92           | 8.26%         | 63              |
| St Clair 16                         | 962               | 26           | 2.70%         | 22              |
| St Clair 17                         | 405               | 16           | 3.95%         | 13              |
| St Clair 18                         | 595               | 50           | 8.40%         | 39              |
| St Clair 19                         | 548               | 65           | 11.86%        | 46              |
| St Clair 20                         | 729               | 64           | 8.78%         | 49              |
| St Clair 21                         | 613               | 80           | 13.05%        | 66              |
| St Clair 22                         | 486               | 26           | 5.35%         | 23              |
| St Clair 23                         | 1,027             | 74           | 7.21%         | 56              |
| St Clair 24                         | 643               | 85           | 13.22%        | 64              |
| St Clair 25                         | 1,063             | 58           | 5.46%         | 44              |
| St Clair 26                         | 796               | 51           | 6.41%         | 37              |
| St Clair 27                         | 805               | 72           | 8.94%         | 64              |
| St Clair 28                         | 875               | 112          | 12.80%        | 87              |
| St Clair 29                         | 788               | 42           | 5.33%         | 30              |
| St Clair 30                         | 675               | 97           | 14.37%        | 79              |
| St Clair 31                         | 754               | 65           | 8.62%         | 49              |

**General Primary**  
**March 18, 2014**  
 Thomas Holbrook  
 St. Clair County Clerk

**State of Illinois**  
 For Secretary Of State  
 (Vote for ONE)

|                                   | REGISTERED VOTERS | BALLOTS CAST | TURNOUT      | MICHAEL WEBSTER |
|-----------------------------------|-------------------|--------------|--------------|-----------------|
| St Clair 32                       | 530               | 66           | 12.45%       | 46              |
| St Clair 33                       | 750               | 21           | 2.80%        | 16              |
| <b>ST. CLAIR TOWNSHIP TOTALS</b>  | <b>23,460</b>     | <b>1,944</b> | <b>8.29%</b> | <b>1,492</b>    |
| Caseyville 1                      | 951               | 48           | 5.05%        | 40              |
| Caseyville 2                      | 1,063             | 77           | 7.24%        | 64              |
| Caseyville 3                      | 656               | 87           | 13.26%       | 68              |
| Caseyville 4                      | 732               | 123          | 16.80%       | 99              |
| Caseyville 5                      | 1,518             | 100          | 6.59%        | 74              |
| Caseyville 6                      | 552               | 30           | 5.43%        | 21              |
| Caseyville 7                      | 643               | 43           | 6.69%        | 31              |
| Caseyville 8                      | 828               | 172          | 20.77%       | 131             |
| Caseyville 9                      | 1,019             | 84           | 8.24%        | 61              |
| Caseyville 10                     | 536               | 38           | 7.09%        | 27              |
| Caseyville 11                     | 639               | 85           | 13.30%       | 65              |
| Caseyville 12                     | 1,549             | 126          | 8.13%        | 94              |
| Caseyville 13                     | 796               | 84           | 10.55%       | 75              |
| Caseyville 14                     | 603               | 97           | 16.09%       | 74              |
| Caseyville 15                     | 464               | 47           | 10.13%       | 33              |
| Caseyville 16                     | 393               | 23           | 5.85%        | 16              |
| Caseyville 17                     | 308               | 16           | 5.19%        | 13              |
| Caseyville 18                     | 450               | 21           | 4.67%        | 17              |
| Caseyville 19                     | 522               | 102          | 19.54%       | 77              |
| Caseyville 20                     | 487               | 68           | 13.96%       | 54              |
| Caseyville 21                     | 732               | 75           | 10.25%       | 57              |
| Caseyville 22                     | 490               | 42           | 8.57%        | 37              |
| Caseyville 23                     | 908               | 41           | 4.52%        | 30              |
| Caseyville 24                     | 692               | 52           | 7.51%        | 42              |
| Caseyville 25                     | 845               | 33           | 3.91%        | 29              |
| Caseyville 26                     | 1,425             | 69           | 4.84%        | 54              |
| Caseyville 27                     | 1,198             | 83           | 6.93%        | 70              |
| <b>CASEYVILLE TOWNSHIP TOTALS</b> | <b>20,999</b>     | <b>1,866</b> | <b>8.89%</b> | <b>1,453</b>    |
| Stookey 1                         | 1,555             | 192          | 12.35%       | 144             |
| Stookey 2                         | 801               | 110          | 13.73%       | 82              |
| Stookey 3                         | 464               | 40           | 8.62%        | 33              |

**General Primary**  
**March 18, 2014**  
 Thomas Holbrook  
 St. Clair County Clerk

**State of Illinois**  
 For Secretary Of State  
 (Vote for ONE)

|                                    | REGISTERED VOTERS | BALLOTS CAST | TURNOUT       | MICHAEL WEBSTER |
|------------------------------------|-------------------|--------------|---------------|-----------------|
| Stookey 4                          | 617               | 74           | 11.99%        | 54              |
| Stookey 5                          | 341               | 15           | 4.40%         | 8               |
| Stookey 6                          | 929               | 74           | 7.97%         | 54              |
| Stookey 7                          | 620               | 74           | 11.94%        | 56              |
| Stookey 8                          | 428               | 20           | 4.67%         | 16              |
| Stookey 9                          | 832               | 70           | 8.41%         | 57              |
| Stookey 10                         | 701               | 81           | 11.55%        | 62              |
| <b>STOOKEY TOWNSHIP<br/>TOTALS</b> | <b>7,288</b>      | <b>750</b>   | <b>10.29%</b> | <b>566</b>      |
| Centreville 1                      | 621               | 0            | 0.00%         | 0               |
| Centreville 2                      | 492               | 2            | 0.41%         | 2               |
| Centreville 3                      | 459               | 0            | 0.00%         | 0               |
| Centreville 4                      | 762               | 68           | 8.92%         | 53              |
| Centreville 5                      | 323               | 0            | 0.00%         | 0               |
| Centreville 6                      | 468               | 88           | 18.80%        | 25              |
| Centreville 7                      | 252               | 0            | 0.00%         | 0               |
| Centreville 8                      | 455               | 13           | 2.86%         | 8               |
| Centreville 9                      | 631               | 9            | 1.43%         | 7               |
| Centreville 10                     | 407               | 1            | 0.25%         | 1               |
| Centreville 11                     | 269               | 0            | 0.00%         | 0               |
| Centreville 12                     | 1,033             | 0            | 0.00%         | 0               |
| Centreville 13                     | 867               | 23           | 2.65%         | 21              |
| Centreville 14                     | 668               | 2            | 0.30%         | 0               |
| Centreville 15                     | 645               | 16           | 2.48%         | 13              |
| Centreville 16                     | 553               | 4            | 0.72%         | 3               |
| Centreville 17                     | 335               | 0            | 0.00%         | 0               |
| Centreville 18                     | 716               | 12           | 1.68%         | 9               |
| Centreville 19                     | 597               | 13           | 2.18%         | 9               |
| Centreville 20                     | 762               | 14           | 1.84%         | 11              |
| Centreville 21                     | 424               | 5            | 1.18%         | 4               |
| Centreville 22                     | 453               | 2            | 0.44%         | 1               |
| Centreville 23                     | 616               | 13           | 2.11%         | 12              |
| Centreville 24                     | 826               | 21           | 2.54%         | 17              |
| Centreville 25                     | 961               | 22           | 2.29%         | 19              |
| Centreville 26                     | 651               | 15           | 2.30%         | 12              |

**General Primary**  
**March 18, 2014**  
 Thomas Holbrook  
 St. Clair County Clerk

**State of Illinois**  
 For Secretary Of State  
 (Vote for ONE)

|                                     | REGISTERED VOTERS | BALLOTS CAST | TURNOUT       | MICHAEL WEBSTER |
|-------------------------------------|-------------------|--------------|---------------|-----------------|
| Centreville 27                      | 533               | 0            | 0.00%         | 0               |
| <b>CENTREVILLE TOWNSHIP TOTALS</b>  | <b>15,779</b>     | <b>343</b>   | <b>2.17%</b>  | <b>227</b>      |
| Canteen 1                           | 607               | 6            | 0.99%         | 5               |
| Canteen 2                           | 618               | 24           | 3.88%         | 16              |
| Canteen 3                           | 171               | 0            | 0.00%         | 0               |
| Canteen 4                           | 234               | 4            | 1.71%         | 3               |
| Canteen 5                           | 343               | 1            | 0.29%         | 0               |
| Canteen 6                           | 294               | 0            | 0.00%         | 0               |
| Canteen 7                           | 445               | 2            | 0.45%         | 2               |
| Canteen 8                           | 263               | 0            | 0.00%         | 0               |
| Canteen 9                           | 452               | 10           | 2.21%         | 9               |
| Canteen 10                          | 376               | 0            | 0.00%         | 0               |
| Canteen 11                          | 146               | 0            | 0.00%         | 0               |
| Canteen 12                          | 416               | 10           | 2.40%         | 7               |
| Canteen 13                          | 496               | 26           | 5.24%         | 18              |
| Canteen 14                          | 184               | 4            | 2.17%         | 2               |
| <b>CANTEEN TOWNSHIP TOTALS</b>      | <b>5,045</b>      | <b>87</b>    | <b>1.72%</b>  | <b>62</b>       |
| Sugar Loaf 1                        | 1,181             | 97           | 8.21%         | 73              |
| Sugar Loaf 2                        | 675               | 18           | 2.67%         | 14              |
| Sugar Loaf 3                        | 554               | 29           | 5.23%         | 27              |
| Sugar Loaf 4                        | 763               | 29           | 3.80%         | 27              |
| Sugar Loaf 5                        | 822               | 35           | 4.26%         | 22              |
| Sugar Loaf 6                        | 757               | 21           | 2.77%         | 15              |
| <b>SUGAR LOAF TOWNSHIP TOTALS</b>   | <b>4,752</b>      | <b>229</b>   | <b>4.82%</b>  | <b>178</b>      |
| Stites 1                            | 499               | 0            | 0.00%         | 0               |
| <b>STITES TOWNSHIP TOTALS</b>       | <b>499</b>        | <b>0</b>     | <b>0.00%</b>  | <b>0</b>        |
| Engelmann 1                         | 546               | 100          | 18.32%        | 81              |
| <b>ENGELMANN TOWNSHIP TOTALS</b>    | <b>546</b>        | <b>100</b>   | <b>18.32%</b> | <b>81</b>       |
| Fayetteville 1                      | 450               | 48           | 10.67%        | 39              |
| Fayetteville 2                      | 709               | 90           | 12.69%        | 62              |
| <b>FAYETTEVILLE TOWNSHIP TOTALS</b> | <b>1,159</b>      | <b>138</b>   | <b>11.91%</b> | <b>101</b>      |

**General Primary  
March 18, 2014**  
Thomas Holbrook  
St. Clair County Clerk

**State of Illinois**  
For Secretary Of State  
(Vote for ONE)

|  | REGISTERED VOTERS | BALLOTS CAST  | TURNOUT       | MICHAEL WEBSTER |
|--|-------------------|---------------|---------------|-----------------|
| Marissa 1                                  | 495               | 48            | 9.70%         | 38              |
| Marissa 2                                  | 551               | 53            | 9.62%         | 39              |
| Marissa 3                                  | 572               | 67            | 11.71%        | 51              |
| <b>MARISSA TOWNSHIP<br/>TOTALS</b>         | <b>1,618</b>      | <b>168</b>    | <b>10.38%</b> | <b>128</b>      |
| Freeburg 1                                 | 1,223             | 126           | 10.30%        | 93              |
| Freeburg 2                                 | 1,164             | 121           | 10.40%        | 79              |
| Freeburg 3                                 | 1,120             | 121           | 10.80%        | 82              |
| <b>FREEBURG TOWNSHIP<br/>TOTALS</b>        | <b>3,507</b>      | <b>368</b>    | <b>10.49%</b> | <b>254</b>      |
| New Athens 1                               | 871               | 56            | 6.43%         | 38              |
| New Athens 2                               | 862               | 119           | 13.81%        | 90              |
| <b>NEW ATHENS TOWNSHIP<br/>TOTALS</b>      | <b>1,733</b>      | <b>175</b>    | <b>10.10%</b> | <b>128</b>      |
| Lenzburg 1                                 | 672               | 60            | 8.93%         | 47              |
| <b>LENZBURG TOWNSHIP<br/>TOTALS</b>        | <b>672</b>        | <b>60</b>     | <b>8.93%</b>  | <b>47</b>       |
| Prairie Du Long 1                          | 799               | 116           | 14.52%        | 82              |
| Prairie Du Long 2                          | 962               | 139           | 14.45%        | 100             |
| <b>PRAIRIE DU LONG<br/>TOWNSHIP TOTALS</b> | <b>1,761</b>      | <b>255</b>    | <b>14.48%</b> | <b>182</b>      |
| Smithton 1                                 | 1,274             | 112           | 8.79%         | 84              |
| Smithton 2                                 | 791               | 61            | 7.71%         | 43              |
| Smithton 3                                 | 1,044             | 122           | 11.69%        | 93              |
| <b>SMITHTON TOWNSHIP<br/>TOTALS</b>        | <b>3,109</b>      | <b>295</b>    | <b>9.49%</b>  | <b>220</b>      |
| Millstadt 1                                | 1,047             | 103           | 9.84%         | 71              |
| Millstadt 2                                | 1,404             | 147           | 10.47%        | 106             |
| Millstadt 3                                | 559               | 46            | 8.23%         | 36              |
| Millstadt 4                                | 848               | 83            | 9.79%         | 64              |
| Millstadt 5                                | 925               | 97            | 10.49%        | 69              |
| <b>MILLSTADT TOWNSHIP<br/>TOTALS</b>       | <b>4,783</b>      | <b>476</b>    | <b>9.95%</b>  | <b>346</b>      |
| <b>ST. CLAIR TOTALS</b>                    | <b>152,184</b>    | <b>12,054</b> | <b>7.92%</b>  | <b>9,125</b>    |
| Precinct 01                                | 1,382             | 2             | 0.14%         | 1               |
| Precinct 02                                | 828               | 0             | 0.00%         | 0               |
| Precinct 03                                | 704               | 3             | 0.43%         | 2               |

**General Primary**  
**March 18, 2014**  
 Thomas Holbrook  
 St. Clair County Clerk

**State of Illinois**  
 For Secretary Of State  
 (Vote for ONE)

|                             | REGISTERED VOTERS | BALLOTS CAST  | TURNOUT      | MICHAEL WEBSTER |
|-----------------------------|-------------------|---------------|--------------|-----------------|
| Precinct 04                 | 893               | 1             | 0.11%        | 1               |
| Precinct 05                 | 737               | 2             | 0.27%        | 2               |
| Precinct 06                 | 559               | 3             | 0.54%        | 2               |
| Precinct 07                 | 496               | 1             | 0.20%        | 1               |
| Precinct 08                 | 505               | 0             | 0.00%        | 0               |
| Precinct 09                 | 668               | 1             | 0.15%        | 1               |
| Precinct 10                 | 625               | 0             | 0.00%        | 0               |
| Precinct 11                 | 728               | 4             | 0.55%        | 2               |
| Precinct 12                 | 1,029             | 2             | 0.19%        | 2               |
| Precinct 13                 | 1,143             | 0             | 0.00%        | 0               |
| Precinct 14                 | 796               | 1             | 0.13%        | 0               |
| Precinct 15                 | 803               | 2             | 0.25%        | 1               |
| Precinct 16                 | 765               | 2             | 0.26%        | 1               |
| Precinct 17                 | 934               | 1             | 0.11%        | 1               |
| Precinct 18                 | 467               | 1             | 0.21%        | 0               |
| Precinct 19                 | 737               | 2             | 0.27%        | 2               |
| Precinct 20                 | 797               | 5             | 0.63%        | 4               |
| Precinct 21                 | 824               | 1             | 0.12%        | 0               |
| Precinct 22                 | 427               | 0             | 0.00%        | 0               |
| Precinct 23                 | 885               | 6             | 0.68%        | 4               |
| Precinct 24                 | 416               | 5             | 1.20%        | 2               |
| Precinct 25                 | 830               | 1             | 0.12%        | 0               |
| <b>CITY OF E. ST. LOUIS</b> | <b>18,978</b>     | <b>46</b>     | <b>0.24%</b> | <b>29</b>       |
| <b>TOTALS</b>               |                   |               |              |                 |
| <b>TOTALS</b>               | <b>171,162</b>    | <b>12,100</b> | <b>7.07%</b> | <b>9,154</b>    |

**General Primary**  
**March 18, 2014**  
 Thomas Holbrook  
 St. Clair County Clerk

**State of Illinois**  
 For Comptroller  
 (Vote for ONE)

|               | REGISTERED VOTERS | BALLOTS CAST | TURNOUT | JUDY BAAR TOPINKA |
|---------------|-------------------|--------------|---------|-------------------|
| Belleville 1  | 566               | 36           | 6.36%   | 26                |
| Belleville 2  | 1,103             | 53           | 4.81%   | 42                |
| Belleville 3  | 822               | 57           | 6.93%   | 46                |
| Belleville 4  | 730               | 53           | 7.26%   | 42                |
| Belleville 5  | 798               | 43           | 5.39%   | 33                |
| Belleville 6  | 734               | 31           | 4.22%   | 21                |
| Belleville 7  | 753               | 44           | 5.84%   | 34                |
| Belleville 8  | 596               | 57           | 9.56%   | 39                |
| Belleville 9  | 566               | 46           | 8.13%   | 33                |
| Belleville 10 | 586               | 24           | 4.10%   | 20                |
| Belleville 11 | 576               | 42           | 7.29%   | 38                |
| Belleville 12 | 745               | 41           | 5.50%   | 34                |
| Belleville 13 | 914               | 35           | 3.83%   | 24                |
| Belleville 14 | 881               | 76           | 8.63%   | 62                |
| Belleville 15 | 639               | 21           | 3.29%   | 18                |
| Belleville 16 | 782               | 43           | 5.50%   | 36                |
| Belleville 17 | 646               | 36           | 5.57%   | 27                |
| Belleville 18 | 616               | 34           | 5.52%   | 27                |
| Belleville 19 | 689               | 40           | 5.81%   | 28                |
| Belleville 20 | 754               | 41           | 5.44%   | 29                |
| Belleville 21 | 708               | 32           | 4.52%   | 25                |
| Belleville 22 | 1,185             | 83           | 7.00%   | 59                |
| Belleville 23 | 783               | 55           | 7.02%   | 41                |
| Belleville 24 | 899               | 99           | 11.01%  | 69                |
| Belleville 25 | 692               | 61           | 8.82%   | 51                |
| Belleville 26 | 1,263             | 46           | 3.64%   | 38                |
| Belleville 27 | 594               | 62           | 10.44%  | 52                |
| Belleville 28 | 668               | 73           | 10.93%  | 55                |
| Belleville 29 | 612               | 44           | 7.19%   | 34                |
| Belleville 30 | 523               | 21           | 4.02%   | 12                |
| Belleville 31 | 873               | 78           | 8.93%   | 57                |
| Belleville 32 | 790               | 80           | 10.13%  | 58                |
| Belleville 33 | 718               | 49           | 6.82%   | 39                |
| Belleville 34 | 319               | 16           | 5.02%   | 15                |
| Belleville 35 | 1,067             | 153          | 14.34%  | 115               |



**General Primary  
March 18, 2014**  
Thomas Holbrook  
St. Clair County Clerk

**State of Illinois**  
For Comptroller  
(Vote for ONE)

|                                      | REGISTERED VOTERS | BALLOTS CAST | TURNOUT       | JUDY BAAR TOPINKA |
|--------------------------------------|-------------------|--------------|---------------|-------------------|
| <b>BELLEVILLE TOWNSHIP TOTALS</b>    | <b>26,190</b>     | <b>1,805</b> | <b>6.89%</b>  | <b>1,379</b>      |
| Mascoutah 1                          | 1,077             | 116          | 10.77%        | 92                |
| Mascoutah 2                          | 1,391             | 149          | 10.71%        | 113               |
| Mascoutah 3                          | 1,501             | 166          | 11.06%        | 135               |
| Mascoutah 4                          | 1,183             | 115          | 9.72%         | 87                |
| <b>MASCOUTAH TOWNSHIP TOTALS</b>     | <b>5,152</b>      | <b>546</b>   | <b>10.60%</b> | <b>427</b>        |
| Lebanon 1                            | 1,399             | 153          | 10.94%        | 119               |
| Lebanon 2                            | 677               | 54           | 7.98%         | 44                |
| Lebanon 3                            | 534               | 48           | 8.99%         | 40                |
| <b>LEBANON TOWNSHIP TOTALS</b>       | <b>2,610</b>      | <b>255</b>   | <b>9.77%</b>  | <b>203</b>        |
| Shiloh Valley 1                      | 1,433             | 132          | 9.21%         | 104               |
| Shiloh Valley 2                      | 820               | 23           | 2.80%         | 15                |
| Shiloh Valley 3                      | 561               | 40           | 7.13%         | 34                |
| Shiloh Valley 4                      | 592               | 62           | 10.47%        | 54                |
| Shiloh Valley 5                      | 1,481             | 117          | 7.90%         | 96                |
| <b>SHILOH VALLEY TOWNSHIP TOTALS</b> | <b>4,887</b>      | <b>374</b>   | <b>7.65%</b>  | <b>303</b>        |
| O Fallon 1                           | 969               | 74           | 7.64%         | 53                |
| O Fallon 2                           | 959               | 55           | 5.74%         | 35                |
| O Fallon 3                           | 640               | 59           | 9.22%         | 43                |
| O Fallon 4                           | 509               | 81           | 15.91%        | 58                |
| O Fallon 5                           | 1,020             | 112          | 10.98%        | 78                |
| O Fallon 6                           | 792               | 78           | 9.85%         | 63                |
| O Fallon 7                           | 1,053             | 187          | 17.76%        | 127               |
| O Fallon 8                           | 1,378             | 209          | 15.17%        | 165               |
| O Fallon 9                           | 929               | 113          | 12.16%        | 77                |
| O Fallon 10                          | 957               | 63           | 6.58%         | 54                |
| O Fallon 11                          | 950               | 141          | 14.84%        | 109               |
| O Fallon 12                          | 1,140             | 125          | 10.96%        | 101               |
| O Fallon 13                          | 1,108             | 62           | 5.60%         | 47                |
| O Fallon 14                          | 805               | 81           | 10.06%        | 73                |
| O Fallon 15                          | 1,081             | 137          | 12.67%        | 100               |
| O Fallon 16                          | 1,013             | 112          | 11.06%        | 84                |

**General Primary**  
**March 18, 2014**  
 Thomas Holbrook  
 St. Clair County Clerk

**State of Illinois**  
 For Comptroller  
 (Vote for ONE)

|                                     | REGISTERED VOTERS | BALLOTS CAST | TURNOUT       | JUDY BAAR TOPINKA |
|-------------------------------------|-------------------|--------------|---------------|-------------------|
| O Fallon 17                         | 753               | 75           | 9.96%         | 58                |
| O Fallon 18                         | 579               | 56           | 9.67%         | 46                |
| <b>O'FALLON TOWNSHIP<br/>TOTALS</b> | <b>16,635</b>     | <b>1,820</b> | <b>10.94%</b> | <b>1,371</b>      |
| St Clair 1                          | 548               | 22           | 4.01%         | 19                |
| St Clair 2                          | 690               | 58           | 8.41%         | 46                |
| St Clair 3                          | 641               | 44           | 6.86%         | 34                |
| St Clair 4                          | 356               | 30           | 8.43%         | 16                |
| St Clair 5                          | 614               | 45           | 7.33%         | 34                |
| St Clair 6                          | 671               | 79           | 11.77%        | 61                |
| St Clair 7                          | 469               | 47           | 10.02%        | 35                |
| St Clair 8                          | 1,026             | 111          | 10.82%        | 83                |
| St Clair 9                          | 897               | 78           | 8.70%         | 62                |
| St Clair 10                         | 441               | 44           | 9.98%         | 35                |
| St Clair 11                         | 516               | 41           | 7.95%         | 29                |
| St Clair 12                         | 1,030             | 66           | 6.41%         | 59                |
| St Clair 13                         | 741               | 86           | 11.61%        | 67                |
| St Clair 14                         | 662               | 31           | 4.68%         | 28                |
| St Clair 15                         | 1,114             | 92           | 8.26%         | 70                |
| St Clair 16                         | 962               | 26           | 2.70%         | 21                |
| St Clair 17                         | 405               | 16           | 3.95%         | 12                |
| St Clair 18                         | 595               | 50           | 8.40%         | 42                |
| St Clair 19                         | 548               | 65           | 11.86%        | 46                |
| St Clair 20                         | 729               | 64           | 8.78%         | 49                |
| St Clair 21                         | 613               | 80           | 13.05%        | 63                |
| St Clair 22                         | 486               | 26           | 5.35%         | 21                |
| St Clair 23                         | 1,027             | 74           | 7.21%         | 57                |
| St Clair 24                         | 643               | 85           | 13.22%        | 67                |
| St Clair 25                         | 1,063             | 58           | 5.46%         | 42                |
| St Clair 26                         | 796               | 51           | 6.41%         | 38                |
| St Clair 27                         | 805               | 72           | 8.94%         | 63                |
| St Clair 28                         | 875               | 112          | 12.80%        | 90                |
| St Clair 29                         | 788               | 42           | 5.33%         | 33                |
| St Clair 30                         | 675               | 97           | 14.37%        | 77                |
| St Clair 31                         | 754               | 65           | 8.62%         | 50                |

**General Primary**  
**March 18, 2014**  
 Thomas Holbrook  
 St. Clair County Clerk

**State of Illinois**  
 For Comptroller  
 (Vote for ONE)

|                                   | REGISTERED VOTERS | BALLOTS CAST | TURNOUT      | JUDY BAAR TOPINKA |
|-----------------------------------|-------------------|--------------|--------------|-------------------|
| St Clair 32                       | 530               | 66           | 12.45%       | 52                |
| St Clair 33                       | 750               | 21           | 2.80%        | 17                |
| <b>ST. CLAIR TOWNSHIP TOTALS</b>  | <b>23,460</b>     | <b>1,944</b> | <b>8.29%</b> | <b>1,518</b>      |
| Caseyville 1                      | 951               | 48           | 5.05%        | 43                |
| Caseyville 2                      | 1,063             | 77           | 7.24%        | 66                |
| Caseyville 3                      | 656               | 87           | 13.26%       | 68                |
| Caseyville 4                      | 732               | 123          | 16.80%       | 99                |
| Caseyville 5                      | 1,518             | 100          | 6.59%        | 74                |
| Caseyville 6                      | 552               | 30           | 5.43%        | 22                |
| Caseyville 7                      | 643               | 43           | 6.69%        | 33                |
| Caseyville 8                      | 828               | 172          | 20.77%       | 126               |
| Caseyville 9                      | 1,019             | 84           | 8.24%        | 63                |
| Caseyville 10                     | 536               | 38           | 7.09%        | 27                |
| Caseyville 11                     | 639               | 85           | 13.30%       | 67                |
| Caseyville 12                     | 1,549             | 126          | 8.13%        | 94                |
| Caseyville 13                     | 796               | 84           | 10.55%       | 72                |
| Caseyville 14                     | 603               | 97           | 16.09%       | 78                |
| Caseyville 15                     | 464               | 47           | 10.13%       | 35                |
| Caseyville 16                     | 393               | 23           | 5.85%        | 16                |
| Caseyville 17                     | 308               | 16           | 5.19%        | 14                |
| Caseyville 18                     | 450               | 21           | 4.67%        | 12                |
| Caseyville 19                     | 522               | 102          | 19.54%       | 84                |
| Caseyville 20                     | 487               | 68           | 13.96%       | 54                |
| Caseyville 21                     | 732               | 75           | 10.25%       | 59                |
| Caseyville 22                     | 490               | 42           | 8.57%        | 31                |
| Caseyville 23                     | 908               | 41           | 4.52%        | 34                |
| Caseyville 24                     | 692               | 52           | 7.51%        | 38                |
| Caseyville 25                     | 845               | 33           | 3.91%        | 29                |
| Caseyville 26                     | 1,425             | 69           | 4.84%        | 53                |
| Caseyville 27                     | 1,198             | 83           | 6.93%        | 70                |
| <b>CASEYVILLE TOWNSHIP TOTALS</b> | <b>20,999</b>     | <b>1,866</b> | <b>8.89%</b> | <b>1,461</b>      |
| Stookey 1                         | 1,555             | 192          | 12.35%       | 149               |
| Stookey 2                         | 801               | 110          | 13.73%       | 92                |
| Stookey 3                         | 464               | 40           | 8.62%        | 36                |

General Primary  
 March 18, 2014  
 Thomas Holbrook  
 St. Clair County Clerk

State of Illinois  
 For Comptroller  
 (Vote for ONE)

|                                | REGISTERED VOTERS | BALLOTS CAST | TURNOUT       | JUDY BAAR TOPINKA |
|--------------------------------|-------------------|--------------|---------------|-------------------|
| Stookey 4                      | 617               | 74           | 11.99%        | 56                |
| Stookey 5                      | 341               | 15           | 4.40%         | 11                |
| Stookey 6                      | 929               | 74           | 7.97%         | 55                |
| Stookey 7                      | 620               | 74           | 11.94%        | 55                |
| Stookey 8                      | 428               | 20           | 4.67%         | 15                |
| Stookey 9                      | 832               | 70           | 8.41%         | 58                |
| Stookey 10                     | 701               | 81           | 11.55%        | 65                |
| <b>STOOKEY TOWNSHIP TOTALS</b> | <b>7,288</b>      | <b>750</b>   | <b>10.29%</b> | <b>592</b>        |
| Centreville 1                  | 621               | 0            | 0.00%         | 0                 |
| Centreville 2                  | 492               | 2            | 0.41%         | 2                 |
| Centreville 3                  | 459               | 0            | 0.00%         | 0                 |
| Centreville 4                  | 762               | 68           | 8.92%         | 55                |
| Centreville 5                  | 323               | 0            | 0.00%         | 0                 |
| Centreville 6                  | 468               | 88           | 18.80%        | 37                |
| Centreville 7                  | 252               | 0            | 0.00%         | 0                 |
| Centreville 8                  | 455               | 13           | 2.86%         | 8                 |
| Centreville 9                  | 631               | 9            | 1.43%         | 6                 |
| Centreville 10                 | 407               | 1            | 0.25%         | 1                 |
| Centreville 11                 | 269               | 0            | 0.00%         | 0                 |
| Centreville 12                 | 1,033             | 0            | 0.00%         | 0                 |
| Centreville 13                 | 867               | 23           | 2.65%         | 20                |
| Centreville 14                 | 668               | 2            | 0.30%         | 0                 |
| Centreville 15                 | 645               | 16           | 2.48%         | 14                |
| Centreville 16                 | 553               | 4            | 0.72%         | 3                 |
| Centreville 17                 | 335               | 0            | 0.00%         | 0                 |
| Centreville 18                 | 716               | 12           | 1.68%         | 10                |
| Centreville 19                 | 597               | 13           | 2.18%         | 11                |
| Centreville 20                 | 762               | 14           | 1.84%         | 10                |
| Centreville 21                 | 424               | 5            | 1.18%         | 4                 |
| Centreville 22                 | 453               | 2            | 0.44%         | 1                 |
| Centreville 23                 | 616               | 13           | 2.11%         | 13                |
| Centreville 24                 | 826               | 21           | 2.54%         | 17                |
| Centreville 25                 | 961               | 22           | 2.29%         | 20                |
| Centreville 26                 | 651               | 15           | 2.30%         | 11                |

**General Primary**  
**March 18, 2014**  
 Thomas Holbrook  
 St. Clair County Clerk

**State of Illinois**  
 For Comptroller  
 (Vote for ONE)

|                                     | REGISTERED VOTERS | BALLOTS CAST | TURNOUT       | JUDY BAAR TOPINKA |
|-------------------------------------|-------------------|--------------|---------------|-------------------|
| Centreville 27                      | 533               | 0            | 0.00%         | 0                 |
| <b>CENTREVILLE TOWNSHIP TOTALS</b>  | <b>15,779</b>     | <b>343</b>   | <b>2.17%</b>  | <b>243</b>        |
| Canteen 1                           | 607               | 6            | 0.99%         | 4                 |
| Canteen 2                           | 618               | 24           | 3.88%         | 19                |
| Canteen 3                           | 171               | 0            | 0.00%         | 0                 |
| Canteen 4                           | 234               | 4            | 1.71%         | 3                 |
| Canteen 5                           | 343               | 1            | 0.29%         | 0                 |
| Canteen 6                           | 294               | 0            | 0.00%         | 0                 |
| Canteen 7                           | 445               | 2            | 0.45%         | 2                 |
| Canteen 8                           | 263               | 0            | 0.00%         | 0                 |
| Canteen 9                           | 452               | 10           | 2.21%         | 10                |
| Canteen 10                          | 376               | 0            | 0.00%         | 0                 |
| Canteen 11                          | 146               | 0            | 0.00%         | 0                 |
| Canteen 12                          | 416               | 10           | 2.40%         | 7                 |
| Canteen 13                          | 496               | 26           | 5.24%         | 18                |
| Canteen 14                          | 184               | 4            | 2.17%         | 3                 |
| <b>CANTEEN TOWNSHIP TOTALS</b>      | <b>5,045</b>      | <b>87</b>    | <b>1.72%</b>  | <b>66</b>         |
| Sugar Loaf 1                        | 1,181             | 97           | 8.21%         | 76                |
| Sugar Loaf 2                        | 675               | 18           | 2.67%         | 14                |
| Sugar Loaf 3                        | 554               | 29           | 5.23%         | 25                |
| Sugar Loaf 4                        | 763               | 29           | 3.80%         | 28                |
| Sugar Loaf 5                        | 822               | 35           | 4.26%         | 23                |
| Sugar Loaf 6                        | 757               | 21           | 2.77%         | 15                |
| <b>SUGAR LOAF TOWNSHIP TOTALS</b>   | <b>4,752</b>      | <b>229</b>   | <b>4.82%</b>  | <b>181</b>        |
| Stites 1                            | 499               | 0            | 0.00%         | 0                 |
| <b>STITES TOWNSHIP TOTALS</b>       | <b>499</b>        | <b>0</b>     | <b>0.00%</b>  | <b>0</b>          |
| Engelmann 1                         | 546               | 100          | 18.32%        | 85                |
| <b>ENGELMANN TOWNSHIP TOTALS</b>    | <b>546</b>        | <b>100</b>   | <b>18.32%</b> | <b>85</b>         |
| Fayetteville 1                      | 450               | 48           | 10.67%        | 35                |
| Fayetteville 2                      | 709               | 90           | 12.69%        | 68                |
| <b>FAYETTEVILLE TOWNSHIP TOTALS</b> | <b>1,159</b>      | <b>138</b>   | <b>11.91%</b> | <b>103</b>        |

General Primary  
 March 18, 2014  
 Thomas Holbrook  
 St. Clair County Clerk

State of Illinois  
 For Comptroller  
 (Vote for ONE)

|  | REGISTERED VOTERS | BALLOTS CAST  | TURNOUT       | JUDY BAAR TOPINKA |
|--|-------------------|---------------|---------------|-------------------|
| Marissa 1                              | 495               | 48            | 9.70%         | 34                |
| Marissa 2                              | 551               | 53            | 9.62%         | 39                |
| Marissa 3                              | 572               | 67            | 11.71%        | 53                |
| <b>MARISSA TOWNSHIP TOTALS</b>         | <b>1,618</b>      | <b>168</b>    | <b>10.38%</b> | <b>126</b>        |
| Freeburg 1                             | 1,223             | 126           | 10.30%        | 96                |
| Freeburg 2                             | 1,164             | 121           | 10.40%        | 83                |
| Freeburg 3                             | 1,120             | 121           | 10.80%        | 88                |
| <b>FREEBURG TOWNSHIP TOTALS</b>        | <b>3,507</b>      | <b>368</b>    | <b>10.49%</b> | <b>267</b>        |
| New Athens 1                           | 871               | 56            | 6.43%         | 41                |
| New Athens 2                           | 862               | 119           | 13.81%        | 91                |
| <b>NEW ATHENS TOWNSHIP TOTALS</b>      | <b>1,733</b>      | <b>175</b>    | <b>10.10%</b> | <b>132</b>        |
| Lenzburg 1                             | 672               | 60            | 8.93%         | 45                |
| <b>LENZBURG TOWNSHIP TOTALS</b>        | <b>672</b>        | <b>60</b>     | <b>8.93%</b>  | <b>45</b>         |
| Prairie Du Long 1                      | 799               | 116           | 14.52%        | 87                |
| Prairie Du Long 2                      | 962               | 139           | 14.45%        | 103               |
| <b>PRAIRIE DU LONG TOWNSHIP TOTALS</b> | <b>1,761</b>      | <b>255</b>    | <b>14.48%</b> | <b>190</b>        |
| Smithton 1                             | 1,274             | 112           | 8.79%         | 85                |
| Smithton 2                             | 791               | 61            | 7.71%         | 43                |
| Smithton 3                             | 1,044             | 122           | 11.69%        | 100               |
| <b>SMITHTON TOWNSHIP TOTALS</b>        | <b>3,109</b>      | <b>295</b>    | <b>9.49%</b>  | <b>228</b>        |
| Millstadt 1                            | 1,047             | 103           | 9.84%         | 64                |
| Millstadt 2                            | 1,404             | 147           | 10.47%        | 117               |
| Millstadt 3                            | 559               | 46            | 8.23%         | 36                |
| Millstadt 4                            | 848               | 83            | 9.79%         | 64                |
| Millstadt 5                            | 925               | 97            | 10.49%        | 73                |
| <b>MILLSTADT TOWNSHIP TOTALS</b>       | <b>4,783</b>      | <b>476</b>    | <b>9.95%</b>  | <b>354</b>        |
| <b>ST. CLAIR TOTALS</b>                | <b>152,184</b>    | <b>12,054</b> | <b>7.92%</b>  | <b>9,274</b>      |
| Precinct 01                            | 1,382             | 2             | 0.14%         | 1                 |
| Precinct 02                            | 828               | 0             | 0.00%         | 0                 |
| Precinct 03                            | 704               | 3             | 0.43%         | 2                 |

**General Primary**  
**March 18, 2014**  
 Thomas Holbrook  
 St. Clair County Clerk

**State of Illinois**  
 For Comptroller  
 (Vote for ONE)

|                             | REGISTERED VOTERS | BALLOTS CAST  | TURNOUT      | JUDY BAAR TOPINKA |
|-----------------------------|-------------------|---------------|--------------|-------------------|
| Precinct 04                 | 893               | 1             | 0.11%        | 1                 |
| Precinct 05                 | 737               | 2             | 0.27%        | 2                 |
| Precinct 06                 | 559               | 3             | 0.54%        | 3                 |
| Precinct 07                 | 496               | 1             | 0.20%        | 1                 |
| Precinct 08                 | 505               | 0             | 0.00%        | 0                 |
| Precinct 09                 | 668               | 1             | 0.15%        | 1                 |
| Precinct 10                 | 625               | 0             | 0.00%        | 0                 |
| Precinct 11                 | 728               | 4             | 0.55%        | 2                 |
| Precinct 12                 | 1,029             | 2             | 0.19%        | 2                 |
| Precinct 13                 | 1,143             | 0             | 0.00%        | 0                 |
| Precinct 14                 | 796               | 1             | 0.13%        | 1                 |
| Precinct 15                 | 803               | 2             | 0.25%        | 2                 |
| Precinct 16                 | 765               | 2             | 0.26%        | 2                 |
| Precinct 17                 | 934               | 1             | 0.11%        | 1                 |
| Precinct 18                 | 467               | 1             | 0.21%        | 1                 |
| Precinct 19                 | 737               | 2             | 0.27%        | 2                 |
| Precinct 20                 | 797               | 5             | 0.63%        | 4                 |
| Precinct 21                 | 824               | 1             | 0.12%        | 1                 |
| Precinct 22                 | 427               | 0             | 0.00%        | 0                 |
| Precinct 23                 | 885               | 6             | 0.68%        | 4                 |
| Precinct 24                 | 416               | 5             | 1.20%        | 3                 |
| Precinct 25                 | 830               | 1             | 0.12%        | 0                 |
| <b>CITY OF E. ST. LOUIS</b> | <b>18,978</b>     | <b>46</b>     | <b>0.24%</b> | <b>36</b>         |
| <b>TOTALS</b>               |                   |               |              |                   |
| <b>TOTALS</b>               | <b>171,162</b>    | <b>12,100</b> | <b>7.07%</b> | <b>9,310</b>      |

**General Primary**  
**March 18, 2014**  
 Thomas Holbrook  
 St. Clair County Clerk

**State of Illinois**  
 For Treasurer  
 (Vote for ONE)

|               | REGISTERED VOTERS | BALLOTS CAST | TURNOUT | TOM CROSS | BOB GROGAN |
|---------------|-------------------|--------------|---------|-----------|------------|
| Belleville 1  | 566               | 36           | 6.36%   | 10        | 21         |
| Belleville 2  | 1,103             | 53           | 4.81%   | 20        | 22         |
| Belleville 3  | 822               | 57           | 6.93%   | 23        | 26         |
| Belleville 4  | 730               | 53           | 7.26%   | 18        | 29         |
| Belleville 5  | 798               | 43           | 5.39%   | 15        | 24         |
| Belleville 6  | 734               | 31           | 4.22%   | 9         | 16         |
| Belleville 7  | 753               | 44           | 5.84%   | 15        | 24         |
| Belleville 8  | 596               | 57           | 9.56%   | 15        | 32         |
| Belleville 9  | 566               | 46           | 8.13%   | 13        | 25         |
| Belleville 10 | 586               | 24           | 4.10%   | 10        | 12         |
| Belleville 11 | 576               | 42           | 7.29%   | 19        | 16         |
| Belleville 12 | 745               | 41           | 5.50%   | 12        | 24         |
| Belleville 13 | 914               | 35           | 3.83%   | 13        | 15         |
| Belleville 14 | 881               | 76           | 8.63%   | 23        | 42         |
| Belleville 15 | 639               | 21           | 3.29%   | 10        | 8          |
| Belleville 16 | 782               | 43           | 5.50%   | 14        | 25         |
| Belleville 17 | 646               | 36           | 5.57%   | 15        | 17         |
| Belleville 18 | 616               | 34           | 5.52%   | 9         | 20         |
| Belleville 19 | 689               | 40           | 5.81%   | 12        | 17         |
| Belleville 20 | 754               | 41           | 5.44%   | 10        | 25         |
| Belleville 21 | 708               | 32           | 4.52%   | 14        | 15         |
| Belleville 22 | 1,185             | 83           | 7.00%   | 25        | 43         |
| Belleville 23 | 783               | 55           | 7.02%   | 20        | 18         |
| Belleville 24 | 899               | 99           | 11.01%  | 32        | 51         |
| Belleville 25 | 692               | 61           | 8.82%   | 27        | 25         |
| Belleville 26 | 1,263             | 46           | 3.64%   | 21        | 18         |
| Belleville 27 | 594               | 62           | 10.44%  | 27        | 28         |
| Belleville 28 | 668               | 73           | 10.93%  | 18        | 39         |
| Belleville 29 | 612               | 44           | 7.19%   | 8         | 27         |
| Belleville 30 | 523               | 21           | 4.02%   | 0         | 12         |
| Belleville 31 | 873               | 78           | 8.93%   | 24        | 44         |
| Belleville 32 | 790               | 80           | 10.13%  | 28        | 35         |
| Belleville 33 | 718               | 49           | 6.82%   | 19        | 24         |
| Belleville 34 | 319               | 16           | 5.02%   | 5         | 9          |
| Belleville 35 | 1,067             | 153          | 14.34%  | 56        | 66         |



**General Primary**  
**March 18, 2014**  
 Thomas Holbrook  
 St. Clair County Clerk

**State of Illinois**  
 For Treasurer  
 (Vote for ONE)

|                                      | REGISTERED VOTERS | BALLOTS CAST | TURNOUT       | TOM CROSS  | BOB GROGAN |
|--------------------------------------|-------------------|--------------|---------------|------------|------------|
| <b>BELLEVILLE TOWNSHIP TOTALS</b>    | <b>26,190</b>     | <b>1,805</b> | <b>6.89%</b>  | <b>609</b> | <b>894</b> |
| Mascoutah 1                          | 1,077             | 116          | 10.77%        | 34         | 59         |
| Mascoutah 2                          | 1,391             | 149          | 10.71%        | 56         | 68         |
| Mascoutah 3                          | 1,501             | 166          | 11.06%        | 46         | 98         |
| Mascoutah 4                          | 1,183             | 115          | 9.72%         | 38         | 57         |
| <b>MASCOUTAH TOWNSHIP TOTALS</b>     | <b>5,152</b>      | <b>546</b>   | <b>10.60%</b> | <b>174</b> | <b>282</b> |
| Lebanon 1                            | 1,399             | 153          | 10.94%        | 47         | 83         |
| Lebanon 2                            | 677               | 54           | 7.98%         | 18         | 29         |
| Lebanon 3                            | 534               | 48           | 8.99%         | 19         | 24         |
| <b>LEBANON TOWNSHIP TOTALS</b>       | <b>2,610</b>      | <b>255</b>   | <b>9.77%</b>  | <b>84</b>  | <b>136</b> |
| Shiloh Valley 1                      | 1,433             | 132          | 9.21%         | 43         | 60         |
| Shiloh Valley 2                      | 820               | 23           | 2.80%         | 9          | 9          |
| Shiloh Valley 3                      | 561               | 40           | 7.13%         | 15         | 22         |
| Shiloh Valley 4                      | 592               | 62           | 10.47%        | 17         | 29         |
| Shiloh Valley 5                      | 1,481             | 117          | 7.90%         | 41         | 60         |
| <b>SHILOH VALLEY TOWNSHIP TOTALS</b> | <b>4,887</b>      | <b>374</b>   | <b>7.65%</b>  | <b>125</b> | <b>180</b> |
| O Fallon 1                           | 969               | 74           | 7.64%         | 25         | 38         |
| O Fallon 2                           | 959               | 55           | 5.74%         | 20         | 21         |
| O Fallon 3                           | 640               | 59           | 9.22%         | 10         | 33         |
| O Fallon 4                           | 509               | 81           | 15.91%        | 25         | 39         |
| O Fallon 5                           | 1,020             | 112          | 10.98%        | 42         | 48         |
| O Fallon 6                           | 792               | 78           | 9.85%         | 29         | 36         |
| O Fallon 7                           | 1,053             | 187          | 17.76%        | 46         | 99         |
| O Fallon 8                           | 1,378             | 209          | 15.17%        | 73         | 104        |
| O Fallon 9                           | 929               | 113          | 12.16%        | 29         | 52         |
| O Fallon 10                          | 957               | 63           | 6.58%         | 21         | 33         |
| O Fallon 11                          | 950               | 141          | 14.84%        | 33         | 78         |
| O Fallon 12                          | 1,140             | 125          | 10.96%        | 42         | 66         |
| O Fallon 13                          | 1,108             | 62           | 5.60%         | 15         | 34         |
| O Fallon 14                          | 805               | 81           | 10.06%        | 27         | 49         |
| O Fallon 15                          | 1,081             | 137          | 12.67%        | 41         | 68         |
| O Fallon 16                          | 1,013             | 112          | 11.06%        | 24         | 64         |

**General Primary**  
**March 18, 2014**  
 Thomas Holbrook  
 St. Clair County Clerk

**State of Illinois**  
 For Treasurer  
 (Vote for ONE)

|                                 | REGISTERED VOTERS | BALLOTS CAST | TURNOUT       | TOM CROSS  | BOB GROGAN |
|---------------------------------|-------------------|--------------|---------------|------------|------------|
| O Fallon 17                     | 753               | 75           | 9.96%         | 25         | 42         |
| O Fallon 18                     | 579               | 56           | 9.67%         | 21         | 22         |
| <b>O'FALLON TOWNSHIP TOTALS</b> | <b>16,635</b>     | <b>1,820</b> | <b>10.94%</b> | <b>548</b> | <b>926</b> |
| St Clair 1                      | 548               | 22           | 4.01%         | 12         | 9          |
| St Clair 2                      | 690               | 58           | 8.41%         | 25         | 23         |
| St Clair 3                      | 641               | 44           | 6.86%         | 12         | 25         |
| St Clair 4                      | 356               | 30           | 8.43%         | 10         | 15         |
| St Clair 5                      | 614               | 45           | 7.33%         | 14         | 20         |
| St Clair 6                      | 671               | 79           | 11.77%        | 24         | 42         |
| St Clair 7                      | 469               | 47           | 10.02%        | 14         | 18         |
| St Clair 8                      | 1,026             | 111          | 10.82%        | 33         | 58         |
| St Clair 9                      | 897               | 78           | 8.70%         | 30         | 34         |
| St Clair 10                     | 441               | 44           | 9.98%         | 9          | 29         |
| St Clair 11                     | 516               | 41           | 7.95%         | 12         | 24         |
| St Clair 12                     | 1,030             | 66           | 6.41%         | 16         | 41         |
| St Clair 13                     | 741               | 86           | 11.61%        | 37         | 39         |
| St Clair 14                     | 662               | 31           | 4.68%         | 6          | 23         |
| St Clair 15                     | 1,114             | 92           | 8.26%         | 32         | 33         |
| St Clair 16                     | 962               | 26           | 2.70%         | 9          | 15         |
| St Clair 17                     | 405               | 16           | 3.95%         | 6          | 8          |
| St Clair 18                     | 595               | 50           | 8.40%         | 11         | 31         |
| St Clair 19                     | 548               | 65           | 11.86%        | 17         | 35         |
| St Clair 20                     | 729               | 64           | 8.78%         | 18         | 33         |
| St Clair 21                     | 613               | 80           | 13.05%        | 18         | 48         |
| St Clair 22                     | 486               | 26           | 5.35%         | 7          | 16         |
| St Clair 23                     | 1,027             | 74           | 7.21%         | 19         | 40         |
| St Clair 24                     | 643               | 85           | 13.22%        | 32         | 36         |
| St Clair 25                     | 1,063             | 58           | 5.46%         | 15         | 35         |
| St Clair 26                     | 796               | 51           | 6.41%         | 13         | 31         |
| St Clair 27                     | 805               | 72           | 8.94%         | 30         | 33         |
| St Clair 28                     | 875               | 112          | 12.80%        | 32         | 65         |
| St Clair 29                     | 788               | 42           | 5.33%         | 15         | 21         |
| St Clair 30                     | 675               | 97           | 14.37%        | 15         | 70         |
| St Clair 31                     | 754               | 65           | 8.62%         | 16         | 36         |

**General Primary**  
**March 18, 2014**  
 Thomas Holbrook  
 St. Clair County Clerk

**State of Illinois**  
 For Treasurer  
 (Vote for ONE)

|                                   | REGISTERED VOTERS | BALLOTS CAST | TURNOUT      | TOM CROSS  | BOB GROGAN   |
|-----------------------------------|-------------------|--------------|--------------|------------|--------------|
| St Clair 32                       | 530               | 66           | 12.45%       | 20         | 31           |
| St Clair 33                       | 750               | 21           | 2.80%        | 7          | 11           |
| <b>ST. CLAIR TOWNSHIP TOTALS</b>  | <b>23,460</b>     | <b>1,944</b> | <b>8.29%</b> | <b>586</b> | <b>1,028</b> |
| Caseyville 1                      | 951               | 48           | 5.05%        | 15         | 27           |
| Caseyville 2                      | 1,063             | 77           | 7.24%        | 33         | 34           |
| Caseyville 3                      | 656               | 87           | 13.26%       | 26         | 41           |
| Caseyville 4                      | 732               | 123          | 16.80%       | 44         | 58           |
| Caseyville 5                      | 1,518             | 100          | 6.59%        | 28         | 51           |
| Caseyville 6                      | 552               | 30           | 5.43%        | 8          | 16           |
| Caseyville 7                      | 643               | 43           | 6.69%        | 18         | 18           |
| Caseyville 8                      | 828               | 172          | 20.77%       | 69         | 75           |
| Caseyville 9                      | 1,019             | 84           | 8.24%        | 30         | 40           |
| Caseyville 10                     | 536               | 38           | 7.09%        | 10         | 17           |
| Caseyville 11                     | 639               | 85           | 13.30%       | 19         | 44           |
| Caseyville 12                     | 1,549             | 126          | 8.13%        | 41         | 61           |
| Caseyville 13                     | 796               | 84           | 10.55%       | 37         | 34           |
| Caseyville 14                     | 603               | 97           | 16.09%       | 37         | 39           |
| Caseyville 15                     | 464               | 47           | 10.13%       | 20         | 15           |
| Caseyville 16                     | 393               | 23           | 5.85%        | 7          | 12           |
| Caseyville 17                     | 308               | 16           | 5.19%        | 8          | 7            |
| Caseyville 18                     | 450               | 21           | 4.67%        | 7          | 12           |
| Caseyville 19                     | 522               | 102          | 19.54%       | 35         | 47           |
| Caseyville 20                     | 487               | 68           | 13.96%       | 25         | 32           |
| Caseyville 21                     | 732               | 75           | 10.25%       | 29         | 35           |
| Caseyville 22                     | 490               | 42           | 8.57%        | 14         | 24           |
| Caseyville 23                     | 908               | 41           | 4.52%        | 12         | 22           |
| Caseyville 24                     | 692               | 52           | 7.51%        | 17         | 32           |
| Caseyville 25                     | 845               | 33           | 3.91%        | 14         | 16           |
| Caseyville 26                     | 1,425             | 69           | 4.84%        | 19         | 38           |
| Caseyville 27                     | 1,198             | 83           | 6.93%        | 19         | 55           |
| <b>CASEYVILLE TOWNSHIP TOTALS</b> | <b>20,999</b>     | <b>1,866</b> | <b>8.89%</b> | <b>641</b> | <b>902</b>   |
| Stookey 1                         | 1,555             | 192          | 12.35%       | 65         | 90           |
| Stookey 2                         | 801               | 110          | 13.73%       | 31         | 61           |
| Stookey 3                         | 464               | 40           | 8.62%        | 12         | 23           |

**General Primary**  
**March 18, 2014**  
 Thomas Holbrook  
 St. Clair County Clerk

**State of Illinois**  
 For Treasurer  
 (Vote for ONE)

|                                | REGISTERED VOTERS | BALLOTS CAST | TURNOUT       | TOM CROSS  | BOB GROGAN |
|--------------------------------|-------------------|--------------|---------------|------------|------------|
| Stookey 4                      | 617               | 74           | 11.99%        | 25         | 35         |
| Stookey 5                      | 341               | 15           | 4.40%         | 3          | 8          |
| Stookey 6                      | 929               | 74           | 7.97%         | 27         | 34         |
| Stookey 7                      | 620               | 74           | 11.94%        | 21         | 39         |
| Stookey 8                      | 428               | 20           | 4.67%         | 4          | 11         |
| Stookey 9                      | 832               | 70           | 8.41%         | 31         | 31         |
| Stookey 10                     | 701               | 81           | 11.55%        | 33         | 38         |
| <b>STOOKEY TOWNSHIP TOTALS</b> | <b>7,288</b>      | <b>750</b>   | <b>10.29%</b> | <b>252</b> | <b>370</b> |
| Centreville 1                  | 621               | 0            | 0.00%         | 0          | 0          |
| Centreville 2                  | 492               | 2            | 0.41%         | 1          | 1          |
| Centreville 3                  | 459               | 0            | 0.00%         | 0          | 0          |
| Centreville 4                  | 762               | 68           | 8.92%         | 20         | 39         |
| Centreville 5                  | 323               | 0            | 0.00%         | 0          | 0          |
| Centreville 6                  | 468               | 88           | 18.80%        | 13         | 16         |
| Centreville 7                  | 252               | 0            | 0.00%         | 0          | 0          |
| Centreville 8                  | 455               | 13           | 2.86%         | 2          | 6          |
| Centreville 9                  | 631               | 9            | 1.43%         | 1          | 7          |
| Centreville 10                 | 407               | 1            | 0.25%         | 1          | 0          |
| Centreville 11                 | 269               | 0            | 0.00%         | 0          | 0          |
| Centreville 12                 | 1,033             | 0            | 0.00%         | 0          | 0          |
| Centreville 13                 | 867               | 23           | 2.65%         | 9          | 13         |
| Centreville 14                 | 668               | 2            | 0.30%         | 0          | 1          |
| Centreville 15                 | 645               | 16           | 2.48%         | 3          | 11         |
| Centreville 16                 | 553               | 4            | 0.72%         | 2          | 1          |
| Centreville 17                 | 335               | 0            | 0.00%         | 0          | 0          |
| Centreville 18                 | 716               | 12           | 1.68%         | 3          | 7          |
| Centreville 19                 | 597               | 13           | 2.18%         | 3          | 8          |
| Centreville 20                 | 762               | 14           | 1.84%         | 5          | 8          |
| Centreville 21                 | 424               | 5            | 1.18%         | 2          | 3          |
| Centreville 22                 | 453               | 2            | 0.44%         | 0          | 0          |
| Centreville 23                 | 616               | 13           | 2.11%         | 6          | 7          |
| Centreville 24                 | 826               | 21           | 2.54%         | 9          | 11         |
| Centreville 25                 | 961               | 22           | 2.29%         | 8          | 10         |
| Centreville 26                 | 651               | 15           | 2.30%         | 5          | 6          |

**General Primary**  
**March 18, 2014**  
 Thomas Holbrook  
 St. Clair County Clerk

**State of Illinois**  
 For Treasurer  
 (Vote for ONE)

|                                     | REGISTERED VOTERS | BALLOTS CAST | TURNOUT       | TOM CROSS | BOB GROGAN |
|-------------------------------------|-------------------|--------------|---------------|-----------|------------|
| Centreville 27                      | 533               | 0            | 0.00%         | 0         | 0          |
| <b>CENTREVILLE TOWNSHIP TOTALS</b>  | <b>15,779</b>     | <b>343</b>   | <b>2.17%</b>  | <b>93</b> | <b>155</b> |
| Canteen 1                           | 607               | 6            | 0.99%         | 2         | 2          |
| Canteen 2                           | 618               | 24           | 3.88%         | 9         | 11         |
| Canteen 3                           | 171               | 0            | 0.00%         | 0         | 0          |
| Canteen 4                           | 234               | 4            | 1.71%         | 2         | 1          |
| Canteen 5                           | 343               | 1            | 0.29%         | 0         | 0          |
| Canteen 6                           | 294               | 0            | 0.00%         | 0         | 0          |
| Canteen 7                           | 445               | 2            | 0.45%         | 2         | 0          |
| Canteen 8                           | 263               | 0            | 0.00%         | 0         | 0          |
| Canteen 9                           | 452               | 10           | 2.21%         | 1         | 9          |
| Canteen 10                          | 376               | 0            | 0.00%         | 0         | 0          |
| Canteen 11                          | 146               | 0            | 0.00%         | 0         | 0          |
| Canteen 12                          | 416               | 10           | 2.40%         | 4         | 4          |
| Canteen 13                          | 496               | 26           | 5.24%         | 4         | 14         |
| Canteen 14                          | 184               | 4            | 2.17%         | 0         | 3          |
| <b>CANTEEN TOWNSHIP TOTALS</b>      | <b>5,045</b>      | <b>87</b>    | <b>1.72%</b>  | <b>24</b> | <b>44</b>  |
| Sugar Loaf 1                        | 1,181             | 97           | 8.21%         | 33        | 46         |
| Sugar Loaf 2                        | 675               | 18           | 2.67%         | 4         | 12         |
| Sugar Loaf 3                        | 554               | 29           | 5.23%         | 10        | 15         |
| Sugar Loaf 4                        | 763               | 29           | 3.80%         | 13        | 16         |
| Sugar Loaf 5                        | 822               | 35           | 4.26%         | 13        | 17         |
| Sugar Loaf 6                        | 757               | 21           | 2.77%         | 8         | 6          |
| <b>SUGAR LOAF TOWNSHIP TOTALS</b>   | <b>4,752</b>      | <b>229</b>   | <b>4.82%</b>  | <b>81</b> | <b>112</b> |
| Stites 1                            | 499               | 0            | 0.00%         | 0         | 0          |
| <b>STITES TOWNSHIP TOTALS</b>       | <b>499</b>        | <b>0</b>     | <b>0.00%</b>  | <b>0</b>  | <b>0</b>   |
| Engelmann 1                         | 546               | 100          | 18.32%        | 28        | 64         |
| <b>ENGELMANN TOWNSHIP TOTALS</b>    | <b>546</b>        | <b>100</b>   | <b>18.32%</b> | <b>28</b> | <b>64</b>  |
| Fayetteville 1                      | 450               | 48           | 10.67%        | 18        | 24         |
| Fayetteville 2                      | 709               | 90           | 12.69%        | 36        | 36         |
| <b>FAYETTEVILLE TOWNSHIP TOTALS</b> | <b>1,159</b>      | <b>138</b>   | <b>11.91%</b> | <b>54</b> | <b>60</b>  |

General Primary  
 March 18, 2014  
 Thomas Holbrook  
 St. Clair County Clerk

State of Illinois  
 For Treasurer  
 (Vote for ONE)

|  | REGISTERED VOTERS | BALLOTS CAST  | TURNOUT       | TOM CROSS    | BOB GROGAN   |
|--|-------------------|---------------|---------------|--------------|--------------|
| Marissa 1                              | 495               | 48            | 9.70%         | 25           | 18           |
| Marissa 2                              | 551               | 53            | 9.62%         | 24           | 17           |
| Marissa 3                              | 572               | 67            | 11.71%        | 30           | 26           |
| <b>MARISSA TOWNSHIP TOTALS</b>         | <b>1,618</b>      | <b>168</b>    | <b>10.38%</b> | <b>79</b>    | <b>61</b>    |
| Freeburg 1                             | 1,223             | 126           | 10.30%        | 41           | 62           |
| Freeburg 2                             | 1,164             | 121           | 10.40%        | 45           | 44           |
| Freeburg 3                             | 1,120             | 121           | 10.80%        | 49           | 47           |
| <b>FREEBURG TOWNSHIP TOTALS</b>        | <b>3,507</b>      | <b>368</b>    | <b>10.49%</b> | <b>135</b>   | <b>153</b>   |
| New Athens 1                           | 871               | 56            | 6.43%         | 17           | 26           |
| New Athens 2                           | 862               | 119           | 13.81%        | 39           | 58           |
| <b>NEW ATHENS TOWNSHIP TOTALS</b>      | <b>1,733</b>      | <b>175</b>    | <b>10.10%</b> | <b>56</b>    | <b>84</b>    |
| Lenzburg 1                             | 672               | 60            | 8.93%         | 28           | 27           |
| <b>LENZBURG TOWNSHIP TOTALS</b>        | <b>672</b>        | <b>60</b>     | <b>8.93%</b>  | <b>28</b>    | <b>27</b>    |
| Prairie Du Long 1                      | 799               | 116           | 14.52%        | 48           | 44           |
| Prairie Du Long 2                      | 962               | 139           | 14.45%        | 39           | 72           |
| <b>PRAIRIE DU LONG TOWNSHIP TOTALS</b> | <b>1,761</b>      | <b>255</b>    | <b>14.48%</b> | <b>87</b>    | <b>116</b>   |
| Smithton 1                             | 1,274             | 112           | 8.79%         | 36           | 60           |
| Smithton 2                             | 791               | 61            | 7.71%         | 23           | 26           |
| Smithton 3                             | 1,044             | 122           | 11.69%        | 39           | 65           |
| <b>SMITHTON TOWNSHIP TOTALS</b>        | <b>3,109</b>      | <b>295</b>    | <b>9.49%</b>  | <b>98</b>    | <b>151</b>   |
| Millstadt 1                            | 1,047             | 103           | 9.84%         | 29           | 48           |
| Millstadt 2                            | 1,404             | 147           | 10.47%        | 47           | 67           |
| Millstadt 3                            | 559               | 46            | 8.23%         | 15           | 22           |
| Millstadt 4                            | 848               | 83            | 9.79%         | 34           | 36           |
| Millstadt 5                            | 925               | 97            | 10.49%        | 33           | 44           |
| <b>MILLSTADT TOWNSHIP TOTALS</b>       | <b>4,783</b>      | <b>476</b>    | <b>9.95%</b>  | <b>158</b>   | <b>217</b>   |
| <b>ST. CLAIR TOTALS</b>                | <b>152,184</b>    | <b>12,054</b> | <b>7.92%</b>  | <b>3,940</b> | <b>5,962</b> |
| Precinct 01                            | 1,382             | 2             | 0.14%         | 0            | 1            |
| Precinct 02                            | 828               | 0             | 0.00%         | 0            | 0            |
| Precinct 03                            | 704               | 3             | 0.43%         | 2            | 0            |

**General Primary**  
**March 18, 2014**  
 Thomas Holbrook  
 St. Clair County Clerk

**State of Illinois**  
 For Treasurer  
 (Vote for ONE)

|                             | REGISTERED VOTERS | BALLOTS CAST  | TURNOUT      | TOM CROSS    | BOB GROGAN   |
|-----------------------------|-------------------|---------------|--------------|--------------|--------------|
| Precinct 04                 | 893               | 1             | 0.11%        | 1            | 0            |
| Precinct 05                 | 737               | 2             | 0.27%        | 1            | 1            |
| Precinct 06                 | 559               | 3             | 0.54%        | 3            | 0            |
| Precinct 07                 | 496               | 1             | 0.20%        | 1            | 0            |
| Precinct 08                 | 505               | 0             | 0.00%        | 0            | 0            |
| Precinct 09                 | 668               | 1             | 0.15%        | 0            | 0            |
| Precinct 10                 | 625               | 0             | 0.00%        | 0            | 0            |
| Precinct 11                 | 728               | 4             | 0.55%        | 0            | 2            |
| Precinct 12                 | 1,029             | 2             | 0.19%        | 0            | 2            |
| Precinct 13                 | 1,143             | 0             | 0.00%        | 0            | 0            |
| Precinct 14                 | 796               | 1             | 0.13%        | 0            | 1            |
| Precinct 15                 | 803               | 2             | 0.25%        | 0            | 2            |
| Precinct 16                 | 765               | 2             | 0.26%        | 1            | 0            |
| Precinct 17                 | 934               | 1             | 0.11%        | 0            | 1            |
| Precinct 18                 | 467               | 1             | 0.21%        | 1            | 0            |
| Precinct 19                 | 737               | 2             | 0.27%        | 1            | 1            |
| Precinct 20                 | 797               | 5             | 0.63%        | 0            | 2            |
| Precinct 21                 | 824               | 1             | 0.12%        | 0            | 1            |
| Precinct 22                 | 427               | 0             | 0.00%        | 0            | 0            |
| Precinct 23                 | 885               | 6             | 0.68%        | 1            | 3            |
| Precinct 24                 | 416               | 5             | 1.20%        | 1            | 1            |
| Precinct 25                 | 830               | 1             | 0.12%        | 0            | 0            |
| <b>CITY OF E. ST. LOUIS</b> | <b>18,978</b>     | <b>46</b>     | <b>0.24%</b> | <b>13</b>    | <b>18</b>    |
| <b>TOTALS</b>               |                   |               |              |              |              |
| <b>TOTALS</b>               | <b>171,162</b>    | <b>12,100</b> | <b>7.07%</b> | <b>3,953</b> | <b>5,980</b> |

**CANVASS OF VOTES**  
**in St. Clair County, Illinois at the General Primary on Tuesday, March 18, 2014**


---

STATE OF ILLINOIS  
COUNTY OF ST. CLAIR

**State of Illinois**

I, Thomas Holbrook, St. Clair County Clerk, do hereby certify that the above is a correct copy of the Canvass of votes cast at the General Primary held in St. Clair County on Tuesday, March 18, 2014. This canvass was made by the County Canvassing Board of St. Clair County and is now on file in my office.

Dated: Tuesday, April 8, 2014

A handwritten signature in black ink that reads "Thomas Holbrook". The signature is written in a cursive style with a large, sweeping initial "T".

---

Thomas Holbrook, St. Clair County Clerk



General Primary  
March 18, 2014  
Official Republican Canvass  
St. Clair County, Illinois



12th Congressional District

Dated: Tuesday, April 8, 2014

Issued by:

A handwritten signature in black ink that reads "Thomas Holbrook". The signature is written in a cursive style with a large, sweeping initial "T".

Thomas Holbrook  
St. Clair County Clerk

**General Primary**  
**March 18, 2014**  
 Thomas Holbrook  
 St. Clair County Clerk

**12th Congressional District**  
 For Representative In Congress  
 (Vote for ONE)

|               | REGISTERED VOTERS | BALLOTS CAST | FEDERAL BALLOTS CAST | TOTAL BALLOTS CAST | TURNOUT | MIKE BOST |
|---------------|-------------------|--------------|----------------------|--------------------|---------|-----------|
| Belleville 1  | 566               | 36           | 0                    | 36                 | 6.36%   | 25        |
| Belleville 2  | 1,103             | 53           | 0                    | 53                 | 4.81%   | 41        |
| Belleville 3  | 822               | 57           | 0                    | 57                 | 6.93%   | 46        |
| Belleville 4  | 730               | 53           | 0                    | 53                 | 7.26%   | 43        |
| Belleville 5  | 798               | 43           | 0                    | 43                 | 5.39%   | 34        |
| Belleville 6  | 734               | 31           | 0                    | 31                 | 4.22%   | 19        |
| Belleville 7  | 753               | 44           | 0                    | 44                 | 5.84%   | 34        |
| Belleville 8  | 596               | 57           | 0                    | 57                 | 9.56%   | 34        |
| Belleville 9  | 566               | 46           | 0                    | 46                 | 8.13%   | 37        |
| Belleville 10 | 586               | 24           | 0                    | 24                 | 4.10%   | 19        |
| Belleville 11 | 576               | 42           | 0                    | 42                 | 7.29%   | 33        |
| Belleville 12 | 745               | 41           | 0                    | 41                 | 5.50%   | 34        |
| Belleville 13 | 914               | 35           | 1                    | 36                 | 3.94%   | 27        |
| Belleville 14 | 881               | 76           | 0                    | 76                 | 8.63%   | 61        |
| Belleville 15 | 639               | 21           | 0                    | 21                 | 3.29%   | 18        |
| Belleville 16 | 782               | 43           | 0                    | 43                 | 5.50%   | 37        |
| Belleville 17 | 646               | 36           | 1                    | 37                 | 5.73%   | 30        |
| Belleville 18 | 616               | 34           | 0                    | 34                 | 5.52%   | 27        |
| Belleville 19 | 689               | 40           | 0                    | 40                 | 5.81%   | 32        |
| Belleville 20 | 754               | 41           | 0                    | 41                 | 5.44%   | 29        |
| Belleville 21 | 708               | 32           | 0                    | 32                 | 4.52%   | 22        |
| Belleville 22 | 1,185             | 83           | 0                    | 83                 | 7.00%   | 58        |
| Belleville 23 | 783               | 55           | 0                    | 55                 | 7.02%   | 40        |
| Belleville 24 | 899               | 99           | 0                    | 99                 | 11.01%  | 73        |
| Belleville 25 | 692               | 61           | 0                    | 61                 | 8.82%   | 52        |
| Belleville 26 | 1,263             | 46           | 0                    | 46                 | 3.64%   | 37        |
| Belleville 27 | 594               | 62           | 0                    | 62                 | 10.44%  | 51        |
| Belleville 28 | 668               | 73           | 0                    | 73                 | 10.93%  | 56        |
| Belleville 29 | 612               | 44           | 0                    | 44                 | 7.19%   | 30        |
| Belleville 30 | 523               | 21           | 0                    | 21                 | 4.02%   | 10        |
| Belleville 31 | 873               | 78           | 0                    | 78                 | 8.93%   | 54        |
| Belleville 32 | 790               | 80           | 0                    | 80                 | 10.13%  | 55        |
| Belleville 33 | 718               | 49           | 0                    | 49                 | 6.82%   | 39        |
| Belleville 34 | 319               | 16           | 0                    | 16                 | 5.02%   | 11        |
| Belleville 35 | 1,067             | 153          | 1                    | 154                | 14.43%  | 114       |

**General Primary**  
**March 18, 2014**  
 Thomas Holbrook  
 St. Clair County Clerk

**12th Congressional District**  
 For Representative In Congress  
 (Vote for ONE)

|                                      | REGISTERED VOTERS | BALLOTS CAST | FEDERAL BALLOTS CAST | TOTAL BALLOTS CAST | TURNOUT       | MIKE BOST    |
|--------------------------------------|-------------------|--------------|----------------------|--------------------|---------------|--------------|
| <b>BELLEVILLE TOWNSHIP TOTALS</b>    | <b>26,190</b>     | <b>1,805</b> | <b>3</b>             | <b>1,808</b>       | <b>6.90%</b>  | <b>1,362</b> |
| Mascoutah 1                          | 1,077             | 116          | 0                    | 116                | 10.77%        | 88           |
| Mascoutah 2                          | 1,391             | 149          | 1                    | 150                | 10.78%        | 116          |
| Mascoutah 3                          | 1,501             | 166          | 0                    | 166                | 11.06%        | 131          |
| Mascoutah 4                          | 1,183             | 115          | 0                    | 115                | 9.72%         | 86           |
| <b>MASCOUTAH TOWNSHIP TOTALS</b>     | <b>5,152</b>      | <b>546</b>   | <b>1</b>             | <b>547</b>         | <b>10.62%</b> | <b>421</b>   |
| Lebanon 1                            | 1,399             | 153          | 1                    | 154                | 11.01%        | 120          |
| Lebanon 2                            | 677               | 54           | 0                    | 54                 | 7.98%         | 43           |
| Lebanon 3                            | 534               | 48           | 2                    | 50                 | 9.36%         | 40           |
| <b>LEBANON TOWNSHIP TOTALS</b>       | <b>2,610</b>      | <b>255</b>   | <b>3</b>             | <b>258</b>         | <b>9.89%</b>  | <b>203</b>   |
| Shiloh Valley 1                      | 1,433             | 132          | 0                    | 132                | 9.21%         | 98           |
| Shiloh Valley 2                      | 820               | 23           | 0                    | 23                 | 2.80%         | 14           |
| Shiloh Valley 3                      | 561               | 40           | 0                    | 40                 | 7.13%         | 33           |
| Shiloh Valley 4                      | 592               | 62           | 0                    | 62                 | 10.47%        | 50           |
| Shiloh Valley 5                      | 1,481             | 117          | 0                    | 117                | 7.90%         | 96           |
| <b>SHILOH VALLEY TOWNSHIP TOTALS</b> | <b>4,887</b>      | <b>374</b>   | <b>0</b>             | <b>374</b>         | <b>7.65%</b>  | <b>291</b>   |
| O Fallon 1                           | 969               | 74           | 0                    | 74                 | 7.64%         | 51           |
| O Fallon 2                           | 959               | 55           | 0                    | 55                 | 5.74%         | 34           |
| O Fallon 3                           | 640               | 59           | 0                    | 59                 | 9.22%         | 43           |
| O Fallon 4                           | 509               | 81           | 0                    | 81                 | 15.91%        | 54           |
| O Fallon 5                           | 1,020             | 112          | 0                    | 112                | 10.98%        | 85           |
| O Fallon 6                           | 792               | 78           | 0                    | 78                 | 9.85%         | 58           |
| O Fallon 7                           | 1,053             | 187          | 0                    | 187                | 17.76%        | 124          |
| O Fallon 8                           | 1,378             | 209          | 0                    | 209                | 15.17%        | 163          |
| O Fallon 9                           | 929               | 113          | 0                    | 113                | 12.16%        | 72           |
| O Fallon 10                          | 957               | 63           | 0                    | 63                 | 6.58%         | 53           |
| O Fallon 11                          | 950               | 141          | 0                    | 141                | 14.84%        | 110          |
| O Fallon 12                          | 1,140             | 125          | 0                    | 125                | 10.96%        | 101          |
| O Fallon 13                          | 1,108             | 62           | 0                    | 62                 | 5.60%         | 49           |
| O Fallon 14                          | 805               | 81           | 0                    | 81                 | 10.06%        | 70           |
| O Fallon 15                          | 1,081             | 137          | 0                    | 137                | 12.67%        | 103          |
| O Fallon 16                          | 1,013             | 112          | 0                    | 112                | 11.06%        | 85           |

**General Primary**  
**March 18, 2014**  
 Thomas Holbrook  
 St. Clair County Clerk

**12th Congressional District**  
 For Representative In Congress  
 (Vote for ONE)

|                                     | REGISTERED VOTERS | BALLOTS CAST | FEDERAL BALLOTS CAST | TOTAL BALLOTS CAST | TURNOUT       | MIKE BOST    |
|-------------------------------------|-------------------|--------------|----------------------|--------------------|---------------|--------------|
| O Fallon 17                         | 753               | 75           | 0                    | 75                 | 9.96%         | 59           |
| O Fallon 18                         | 579               | 56           | 0                    | 56                 | 9.67%         | 41           |
| <b>O'FALLON TOWNSHIP<br/>TOTALS</b> | <b>16,635</b>     | <b>1,820</b> | <b>0</b>             | <b>1,820</b>       | <b>10.94%</b> | <b>1,355</b> |
| St Clair 1                          | 548               | 22           | 0                    | 22                 | 4.01%         | 19           |
| St Clair 2                          | 690               | 58           | 0                    | 58                 | 8.41%         | 45           |
| St Clair 3                          | 641               | 44           | 0                    | 44                 | 6.86%         | 36           |
| St Clair 4                          | 356               | 30           | 0                    | 30                 | 8.43%         | 18           |
| St Clair 5                          | 614               | 45           | 0                    | 45                 | 7.33%         | 34           |
| St Clair 6                          | 671               | 79           | 0                    | 79                 | 11.77%        | 61           |
| St Clair 7                          | 469               | 47           | 0                    | 47                 | 10.02%        | 33           |
| St Clair 8                          | 1,026             | 111          | 0                    | 111                | 10.82%        | 82           |
| St Clair 9                          | 897               | 78           | 0                    | 78                 | 8.70%         | 63           |
| St Clair 10                         | 441               | 44           | 0                    | 44                 | 9.98%         | 33           |
| St Clair 11                         | 516               | 41           | 0                    | 41                 | 7.95%         | 26           |
| St Clair 12                         | 1,030             | 66           | 0                    | 66                 | 6.41%         | 52           |
| St Clair 13                         | 741               | 86           | 0                    | 86                 | 11.61%        | 69           |
| St Clair 14                         | 662               | 31           | 0                    | 31                 | 4.68%         | 26           |
| St Clair 15                         | 1,114             | 92           | 0                    | 92                 | 8.26%         | 62           |
| St Clair 16                         | 962               | 26           | 0                    | 26                 | 2.70%         | 22           |
| St Clair 17                         | 405               | 16           | 0                    | 16                 | 3.95%         | 13           |
| St Clair 18                         | 595               | 50           | 0                    | 50                 | 8.40%         | 36           |
| St Clair 19                         | 548               | 65           | 0                    | 65                 | 11.86%        | 49           |
| St Clair 20                         | 729               | 64           | 0                    | 64                 | 8.78%         | 50           |
| St Clair 21                         | 613               | 80           | 0                    | 80                 | 13.05%        | 66           |
| St Clair 22                         | 486               | 26           | 0                    | 26                 | 5.35%         | 21           |
| St Clair 23                         | 1,027             | 74           | 0                    | 74                 | 7.21%         | 59           |
| St Clair 24                         | 643               | 85           | 0                    | 85                 | 13.22%        | 64           |
| St Clair 25                         | 1,063             | 58           | 0                    | 58                 | 5.46%         | 43           |
| St Clair 26                         | 796               | 51           | 0                    | 51                 | 6.41%         | 38           |
| St Clair 27                         | 805               | 72           | 0                    | 72                 | 8.94%         | 63           |
| St Clair 28                         | 875               | 112          | 0                    | 112                | 12.80%        | 89           |
| St Clair 29                         | 788               | 42           | 0                    | 42                 | 5.33%         | 31           |
| St Clair 30                         | 675               | 97           | 0                    | 97                 | 14.37%        | 78           |
| St Clair 31                         | 754               | 65           | 0                    | 65                 | 8.62%         | 52           |

**General Primary**  
**March 18, 2014**  
 Thomas Holbrook  
 St. Clair County Clerk

**12th Congressional District**  
 For Representative In Congress  
 (Vote for ONE)

|                                   | REGISTERED VOTERS | BALLOTS CAST | FEDERAL BALLOTS CAST | TOTAL BALLOTS CAST | TURNOUT      | MIKE BOST    |
|-----------------------------------|-------------------|--------------|----------------------|--------------------|--------------|--------------|
| St Clair 32                       | 530               | 66           | 0                    | 66                 | 12.45%       | 47           |
| St Clair 33                       | 750               | 21           | 0                    | 21                 | 2.80%        | 16           |
| <b>ST. CLAIR TOWNSHIP TOTALS</b>  | <b>23,460</b>     | <b>1,944</b> | <b>0</b>             | <b>1,944</b>       | <b>8.29%</b> | <b>1,496</b> |
| Caseyville 1                      | 951               | 48           | 0                    | 48                 | 5.05%        | 40           |
| Caseyville 2                      | 1,063             | 77           | 1                    | 78                 | 7.34%        | 66           |
| Caseyville 3                      | 656               | 87           | 0                    | 87                 | 13.26%       | 69           |
| Caseyville 4                      | 732               | 123          | 1                    | 124                | 16.94%       | 102          |
| Caseyville 5                      | 1,518             | 100          | 1                    | 101                | 6.65%        | 71           |
| Caseyville 6                      | 552               | 30           | 0                    | 30                 | 5.43%        | 21           |
| Caseyville 7                      | 643               | 43           | 0                    | 43                 | 6.69%        | 31           |
| Caseyville 8                      | 828               | 172          | 0                    | 172                | 20.77%       | 124          |
| Caseyville 9                      | 1,019             | 84           | 0                    | 84                 | 8.24%        | 61           |
| Caseyville 10                     | 536               | 38           | 0                    | 38                 | 7.09%        | 25           |
| Caseyville 11                     | 639               | 85           | 0                    | 85                 | 13.30%       | 60           |
| Caseyville 12                     | 1,549             | 126          | 0                    | 126                | 8.13%        | 95           |
| Caseyville 13                     | 796               | 84           | 1                    | 85                 | 10.68%       | 75           |
| Caseyville 14                     | 603               | 97           | 0                    | 97                 | 16.09%       | 74           |
| Caseyville 15                     | 464               | 47           | 0                    | 47                 | 10.13%       | 33           |
| Caseyville 16                     | 393               | 23           | 0                    | 23                 | 5.85%        | 16           |
| Caseyville 17                     | 308               | 16           | 0                    | 16                 | 5.19%        | 13           |
| Caseyville 18                     | 450               | 21           | 0                    | 21                 | 4.67%        | 16           |
| Caseyville 19                     | 522               | 102          | 0                    | 102                | 19.54%       | 78           |
| Caseyville 20                     | 487               | 68           | 0                    | 68                 | 13.96%       | 50           |
| Caseyville 21                     | 732               | 75           | 0                    | 75                 | 10.25%       | 56           |
| Caseyville 22                     | 490               | 42           | 0                    | 42                 | 8.57%        | 36           |
| Caseyville 23                     | 908               | 41           | 0                    | 41                 | 4.52%        | 28           |
| Caseyville 24                     | 692               | 52           | 0                    | 52                 | 7.51%        | 43           |
| Caseyville 25                     | 845               | 33           | 0                    | 33                 | 3.91%        | 30           |
| Caseyville 26                     | 1,425             | 69           | 1                    | 70                 | 4.91%        | 56           |
| Caseyville 27                     | 1,198             | 83           | 0                    | 83                 | 6.93%        | 72           |
| <b>CASEYVILLE TOWNSHIP TOTALS</b> | <b>20,999</b>     | <b>1,866</b> | <b>5</b>             | <b>1,871</b>       | <b>8.91%</b> | <b>1,441</b> |
| Stookey 1                         | 1,555             | 192          | 0                    | 192                | 12.35%       | 142          |
| Stookey 2                         | 801               | 110          | 0                    | 110                | 13.73%       | 82           |
| Stookey 3                         | 464               | 40           | 0                    | 40                 | 8.62%        | 33           |

**General Primary**  
**March 18, 2014**  
 Thomas Holbrook  
 St. Clair County Clerk

**12th Congressional District**  
 For Representative In Congress  
 (Vote for ONE)

|                                | REGISTERED VOTERS | BALLOTS CAST | FEDERAL BALLOTS CAST | TOTAL BALLOTS CAST | TURNOUT       | MIKE BOST  |
|--------------------------------|-------------------|--------------|----------------------|--------------------|---------------|------------|
| Stokey 4                       | 617               | 74           | 0                    | 74                 | 11.99%        | 55         |
| Stokey 5                       | 341               | 15           | 0                    | 15                 | 4.40%         | 10         |
| Stokey 6                       | 929               | 74           | 0                    | 74                 | 7.97%         | 53         |
| Stokey 7                       | 620               | 74           | 0                    | 74                 | 11.94%        | 55         |
| Stokey 8                       | 428               | 20           | 0                    | 20                 | 4.67%         | 15         |
| Stokey 9                       | 832               | 70           | 0                    | 70                 | 8.41%         | 62         |
| Stokey 10                      | 701               | 81           | 0                    | 81                 | 11.55%        | 65         |
| <b>STOOKEY TOWNSHIP TOTALS</b> | <b>7,288</b>      | <b>750</b>   | <b>0</b>             | <b>750</b>         | <b>10.29%</b> | <b>572</b> |
| Centreville 1                  | 621               | 0            | 0                    | 0                  | 0.00%         | 0          |
| Centreville 2                  | 492               | 2            | 0                    | 2                  | 0.41%         | 2          |
| Centreville 3                  | 459               | 0            | 0                    | 0                  | 0.00%         | 0          |
| Centreville 4                  | 762               | 68           | 0                    | 68                 | 8.92%         | 53         |
| Centreville 5                  | 323               | 0            | 0                    | 0                  | 0.00%         | 0          |
| Centreville 6                  | 468               | 88           | 0                    | 88                 | 18.80%        | 25         |
| Centreville 7                  | 252               | 0            | 0                    | 0                  | 0.00%         | 0          |
| Centreville 8                  | 455               | 13           | 1                    | 14                 | 3.08%         | 9          |
| Centreville 9                  | 631               | 9            | 0                    | 9                  | 1.43%         | 7          |
| Centreville 10                 | 407               | 1            | 0                    | 1                  | 0.25%         | 1          |
| Centreville 11                 | 269               | 0            | 0                    | 0                  | 0.00%         | 0          |
| Centreville 12                 | 1,033             | 0            | 0                    | 0                  | 0.00%         | 0          |
| Centreville 13                 | 867               | 23           | 0                    | 23                 | 2.65%         | 19         |
| Centreville 14                 | 668               | 2            | 0                    | 2                  | 0.30%         | 0          |
| Centreville 15                 | 645               | 16           | 0                    | 16                 | 2.48%         | 13         |
| Centreville 16                 | 553               | 4            | 0                    | 4                  | 0.72%         | 4          |
| Centreville 17                 | 335               | 0            | 0                    | 0                  | 0.00%         | 0          |
| Centreville 18                 | 716               | 12           | 0                    | 12                 | 1.68%         | 10         |
| Centreville 19                 | 597               | 13           | 0                    | 13                 | 2.18%         | 8          |
| Centreville 20                 | 762               | 14           | 0                    | 14                 | 1.84%         | 10         |
| Centreville 21                 | 424               | 5            | 0                    | 5                  | 1.18%         | 4          |
| Centreville 22                 | 453               | 2            | 0                    | 2                  | 0.44%         | 2          |
| Centreville 23                 | 616               | 13           | 0                    | 13                 | 2.11%         | 11         |
| Centreville 24                 | 826               | 21           | 0                    | 21                 | 2.54%         | 20         |
| Centreville 25                 | 961               | 22           | 0                    | 22                 | 2.29%         | 18         |
| Centreville 26                 | 651               | 15           | 1                    | 16                 | 2.46%         | 11         |

**General Primary**  
**March 18, 2014**  
 Thomas Holbrook  
 St. Clair County Clerk

**12th Congressional District**  
 For Representative In Congress  
 (Vote for ONE)

|                                     | REGISTERED VOTERS | BALLOTS CAST | FEDERAL BALLOTS CAST | TOTAL BALLOTS CAST | TURNOUT       | MIKE BOST  |
|-------------------------------------|-------------------|--------------|----------------------|--------------------|---------------|------------|
| Centreville 27                      | 533               | 0            | 0                    | 0                  | 0.00%         | 0          |
| <b>CENTREVILLE TOWNSHIP TOTALS</b>  | <b>15,779</b>     | <b>343</b>   | <b>2</b>             | <b>345</b>         | <b>2.19%</b>  | <b>227</b> |
| Canteen 1                           | 607               | 6            | 0                    | 6                  | 0.99%         | 3          |
| Canteen 2                           | 618               | 24           | 0                    | 24                 | 3.88%         | 18         |
| Canteen 3                           | 171               | 0            | 0                    | 0                  | 0.00%         | 0          |
| Canteen 4                           | 234               | 4            | 0                    | 4                  | 1.71%         | 3          |
| Canteen 5                           | 343               | 1            | 0                    | 1                  | 0.29%         | 0          |
| Canteen 6                           | 294               | 0            | 1                    | 1                  | 0.34%         | 1          |
| Canteen 7                           | 445               | 2            | 1                    | 3                  | 0.67%         | 2          |
| Canteen 8                           | 263               | 0            | 0                    | 0                  | 0.00%         | 0          |
| Canteen 9                           | 452               | 10           | 1                    | 11                 | 2.43%         | 11         |
| Canteen 10                          | 376               | 0            | 0                    | 0                  | 0.00%         | 0          |
| Canteen 11                          | 146               | 0            | 0                    | 0                  | 0.00%         | 0          |
| Canteen 12                          | 416               | 10           | 0                    | 10                 | 2.40%         | 5          |
| Canteen 13                          | 496               | 26           | 0                    | 26                 | 5.24%         | 17         |
| Canteen 14                          | 184               | 4            | 0                    | 4                  | 2.17%         | 2          |
| <b>CANTEEN TOWNSHIP TOTALS</b>      | <b>5,045</b>      | <b>87</b>    | <b>3</b>             | <b>90</b>          | <b>1.78%</b>  | <b>62</b>  |
| Sugar Loaf 1                        | 1,181             | 97           | 0                    | 97                 | 8.21%         | 73         |
| Sugar Loaf 2                        | 675               | 18           | 0                    | 18                 | 2.67%         | 13         |
| Sugar Loaf 3                        | 554               | 29           | 0                    | 29                 | 5.23%         | 26         |
| Sugar Loaf 4                        | 763               | 29           | 0                    | 29                 | 3.80%         | 28         |
| Sugar Loaf 5                        | 822               | 35           | 0                    | 35                 | 4.26%         | 21         |
| Sugar Loaf 6                        | 757               | 21           | 0                    | 21                 | 2.77%         | 14         |
| <b>SUGAR LOAF TOWNSHIP TOTALS</b>   | <b>4,752</b>      | <b>229</b>   | <b>0</b>             | <b>229</b>         | <b>4.82%</b>  | <b>175</b> |
| Stites 1                            | 499               | 0            | 0                    | 0                  | 0.00%         | 0          |
| <b>STITES TOWNSHIP TOTALS</b>       | <b>499</b>        | <b>0</b>     | <b>0</b>             | <b>0</b>           | <b>0.00%</b>  | <b>0</b>   |
| Engelmann 1                         | 546               | 100          | 0                    | 100                | 18.32%        | 82         |
| <b>ENGELMANN TOWNSHIP TOTALS</b>    | <b>546</b>        | <b>100</b>   | <b>0</b>             | <b>100</b>         | <b>18.32%</b> | <b>82</b>  |
| Fayetteville 1                      | 450               | 48           | 0                    | 48                 | 10.67%        | 34         |
| Fayetteville 2                      | 709               | 90           | 0                    | 90                 | 12.69%        | 65         |
| <b>FAYETTEVILLE TOWNSHIP TOTALS</b> | <b>1,159</b>      | <b>138</b>   | <b>0</b>             | <b>138</b>         | <b>11.91%</b> | <b>99</b>  |

**General Primary**  
**March 18, 2014**  
 Thomas Holbrook  
 St. Clair County Clerk

**12th Congressional District**  
 For Representative In Congress  
 (Vote for ONE)

|  | REGISTERED VOTERS | BALLOTS CAST  | FEDERAL BALLOTS CAST | TOTAL BALLOTS CAST | TURNOUT       | MIKE BOST    |
|--|-------------------|---------------|----------------------|--------------------|---------------|--------------|
| Marissa 1                              | 495               | 48            | 0                    | 48                 | 9.70%         | 40           |
| Marissa 2                              | 551               | 53            | 0                    | 53                 | 9.62%         | 38           |
| Marissa 3                              | 572               | 67            | 0                    | 67                 | 11.71%        | 55           |
| <b>MARISSA TOWNSHIP TOTALS</b>         | <b>1,618</b>      | <b>168</b>    | <b>0</b>             | <b>168</b>         | <b>10.38%</b> | <b>133</b>   |
| Freeburg 1                             | 1,223             | 126           | 0                    | 126                | 10.30%        | 92           |
| Freeburg 2                             | 1,164             | 121           | 0                    | 121                | 10.40%        | 76           |
| Freeburg 3                             | 1,120             | 121           | 0                    | 121                | 10.80%        | 81           |
| <b>FREEBURG TOWNSHIP TOTALS</b>        | <b>3,507</b>      | <b>368</b>    | <b>0</b>             | <b>368</b>         | <b>10.49%</b> | <b>249</b>   |
| New Athens 1                           | 871               | 56            | 0                    | 56                 | 6.43%         | 40           |
| New Athens 2                           | 862               | 119           | 0                    | 119                | 13.81%        | 92           |
| <b>NEW ATHENS TOWNSHIP TOTALS</b>      | <b>1,733</b>      | <b>175</b>    | <b>0</b>             | <b>175</b>         | <b>10.10%</b> | <b>132</b>   |
| Lenzburg 1                             | 672               | 60            | 0                    | 60                 | 8.93%         | 47           |
| <b>LENZBURG TOWNSHIP TOTALS</b>        | <b>672</b>        | <b>60</b>     | <b>0</b>             | <b>60</b>          | <b>8.93%</b>  | <b>47</b>    |
| Prairie Du Long 1                      | 799               | 116           | 0                    | 116                | 14.52%        | 82           |
| Prairie Du Long 2                      | 962               | 139           | 0                    | 139                | 14.45%        | 100          |
| <b>PRAIRIE DU LONG TOWNSHIP TOTALS</b> | <b>1,761</b>      | <b>255</b>    | <b>0</b>             | <b>255</b>         | <b>14.48%</b> | <b>182</b>   |
| Smithton 1                             | 1,274             | 112           | 0                    | 112                | 8.79%         | 87           |
| Smithton 2                             | 791               | 61            | 0                    | 61                 | 7.71%         | 43           |
| Smithton 3                             | 1,044             | 122           | 0                    | 122                | 11.69%        | 97           |
| <b>SMITHTON TOWNSHIP TOTALS</b>        | <b>3,109</b>      | <b>295</b>    | <b>0</b>             | <b>295</b>         | <b>9.49%</b>  | <b>227</b>   |
| Millstadt 1                            | 1,047             | 103           | 1                    | 104                | 9.93%         | 65           |
| Millstadt 2                            | 1,404             | 147           | 0                    | 147                | 10.47%        | 106          |
| Millstadt 3                            | 559               | 46            | 0                    | 46                 | 8.23%         | 36           |
| Millstadt 4                            | 848               | 83            | 0                    | 83                 | 9.79%         | 62           |
| Millstadt 5                            | 925               | 97            | 0                    | 97                 | 10.49%        | 69           |
| <b>MILLSTADT TOWNSHIP TOTALS</b>       | <b>4,783</b>      | <b>476</b>    | <b>1</b>             | <b>477</b>         | <b>9.97%</b>  | <b>338</b>   |
| <b>ST. CLAIR TOTALS</b>                | <b>152,184</b>    | <b>12,054</b> | <b>18</b>            | <b>12,072</b>      | <b>7.93%</b>  | <b>9,094</b> |
| Precinct 01                            | 1,382             | 2             | 0                    | 2                  | 0.14%         | 1            |
| Precinct 02                            | 828               | 0             | 0                    | 0                  | 0.00%         | 0            |
| Precinct 03                            | 704               | 3             | 0                    | 3                  | 0.43%         | 2            |



**General Primary**  
**March 18, 2014**  
 Thomas Holbrook  
 St. Clair County Clerk

**12th Congressional District**  
 For Representative In Congress  
 (Vote for ONE)

|                             | REGISTERED VOTERS | BALLOTS CAST  | FEDERAL BALLOTS CAST | TOTAL BALLOTS CAST | TURNOUT      | MIKE BOST    |
|-----------------------------|-------------------|---------------|----------------------|--------------------|--------------|--------------|
| Precinct 04                 | 893               | 1             | 0                    | 1                  | 0.11%        | 1            |
| Precinct 05                 | 737               | 2             | 0                    | 2                  | 0.27%        | 2            |
| Precinct 06                 | 559               | 3             | 0                    | 3                  | 0.54%        | 3            |
| Precinct 07                 | 496               | 1             | 0                    | 1                  | 0.20%        | 1            |
| Precinct 08                 | 505               | 0             | 0                    | 0                  | 0.00%        | 0            |
| Precinct 09                 | 668               | 1             | 0                    | 1                  | 0.15%        | 1            |
| Precinct 10                 | 625               | 0             | 0                    | 0                  | 0.00%        | 0            |
| Precinct 11                 | 728               | 4             | 0                    | 4                  | 0.55%        | 3            |
| Precinct 12                 | 1,029             | 2             | 0                    | 2                  | 0.19%        | 2            |
| Precinct 13                 | 1,143             | 0             | 0                    | 0                  | 0.00%        | 0            |
| Precinct 14                 | 796               | 1             | 0                    | 1                  | 0.13%        | 1            |
| Precinct 15                 | 803               | 2             | 0                    | 2                  | 0.25%        | 2            |
| Precinct 16                 | 765               | 2             | 0                    | 2                  | 0.26%        | 1            |
| Precinct 17                 | 934               | 1             | 0                    | 1                  | 0.11%        | 1            |
| Precinct 18                 | 467               | 1             | 0                    | 1                  | 0.21%        | 1            |
| Precinct 19                 | 737               | 2             | 0                    | 2                  | 0.27%        | 2            |
| Precinct 20                 | 797               | 5             | 0                    | 5                  | 0.63%        | 2            |
| Precinct 21                 | 824               | 1             | 0                    | 1                  | 0.12%        | 1            |
| Precinct 22                 | 427               | 0             | 0                    | 0                  | 0.00%        | 0            |
| Precinct 23                 | 885               | 6             | 0                    | 6                  | 0.68%        | 4            |
| Precinct 24                 | 416               | 5             | 0                    | 5                  | 1.20%        | 1            |
| Precinct 25                 | 830               | 1             | 0                    | 1                  | 0.12%        | 0            |
| <b>CITY OF E. ST. LOUIS</b> | <b>18,978</b>     | <b>46</b>     | <b>0</b>             | <b>46</b>          | <b>0.24%</b> | <b>32</b>    |
| <b>TOTALS</b>               |                   |               |                      |                    |              |              |
| <b>TOTALS</b>               | <b>171,162</b>    | <b>12,100</b> | <b>18</b>            | <b>12,118</b>      | <b>7.08%</b> | <b>9,126</b> |

**CANVASS OF VOTES**  
**in St. Clair County, Illinois at the General Primary on Tuesday, March 18, 2014**

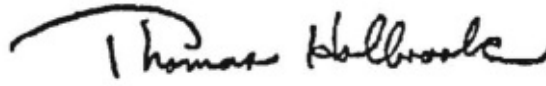
---

STATE OF ILLINOIS  
COUNTY OF ST. CLAIR

**12th Congressional District**

I, Thomas Holbrook, St. Clair County Clerk, do hereby certify that the above is a correct copy of the Canvass of votes cast at the General Primary held in St. Clair County on Tuesday, March 18, 2014. This canvass was made by the County Canvassing Board of St. Clair County and is now on file in my office.

Dated: Tuesday, April 8, 2014

A handwritten signature in black ink that reads "Thomas Holbrook". The signature is written in a cursive style with a large, sweeping initial "T".

---

Thomas Holbrook, St. Clair County Clerk

General Primary  
March 18, 2014  
Official Republican Canvass  
St. Clair County, Illinois



54th Legislative District

Dated: Tuesday, April 8, 2014

Issued by:

A handwritten signature in black ink that reads "Thomas Holbrook".

Thomas Holbrook  
St. Clair County Clerk

**General Primary**  
**March 18, 2014**  
 Thomas Holbrook  
 St. Clair County Clerk

**54th Legislative District**  
 For State Senator  
 (Vote for ONE)

|                                  | REGISTERED VOTERS | BALLOTS CAST | TURNOUT       | KYLE McCARTER |
|----------------------------------|-------------------|--------------|---------------|---------------|
| Mascoutah 1                      | 1,066             | 116          | 10.88%        | 102           |
| Mascoutah 2                      | 840               | 52           | 6.19%         | 42            |
| Mascoutah 3                      | 37                | 0            | 0.00%         | 0             |
| Mascoutah 4                      | 3                 | 1            | 33.33%        | 0             |
| <b>MASCOUTAH TOWNSHIP TOTALS</b> | <b>1,946</b>      | <b>169</b>   | <b>8.68%</b>  | <b>144</b>    |
| Lebanon 1                        | 255               | 37           | 14.51%        | 33            |
| Lebanon 2                        | 281               | 35           | 12.46%        | 28            |
| Lebanon 3                        | 534               | 48           | 8.99%         | 40            |
| <b>LEBANON TOWNSHIP TOTALS</b>   | <b>1,070</b>      | <b>120</b>   | <b>11.21%</b> | <b>101</b>    |
| O Fallon 4                       | 166               | 32           | 19.28%        | 24            |
| O Fallon 5                       | 868               | 94           | 10.83%        | 71            |
| O Fallon 7                       | 989               | 173          | 17.49%        | 137           |
| O Fallon 8                       | 1,210             | 189          | 15.62%        | 161           |
| O Fallon 9                       | 929               | 113          | 12.16%        | 84            |
| O Fallon 11                      | 950               | 141          | 14.84%        | 123           |
| O Fallon 12                      | 1,140             | 125          | 10.96%        | 105           |
| O Fallon 13                      | 549               | 42           | 7.65%         | 36            |
| O Fallon 15                      | 1,081             | 137          | 12.67%        | 122           |
| O Fallon 16                      | 1,013             | 112          | 11.06%        | 97            |
| <b>O'FALLON TOWNSHIP TOTALS</b>  | <b>8,895</b>      | <b>1,158</b> | <b>13.02%</b> | <b>960</b>    |
| Engelmann 1                      | 480               | 91           | 18.96%        | 73            |
| <b>ENGELMANN TOWNSHIP TOTALS</b> | <b>480</b>        | <b>91</b>    | <b>18.96%</b> | <b>73</b>     |
| <b>ST. CLAIR TOTALS</b>          | <b>12,391</b>     | <b>1,538</b> | <b>12.41%</b> | <b>1,278</b>  |
| <b>TOTALS</b>                    | <b>12,391</b>     | <b>1,538</b> | <b>12.41%</b> | <b>1,278</b>  |

**CANVASS OF VOTES**  
**in St. Clair County, Illinois at the General Primary on Tuesday, March 18, 2014**


---

STATE OF ILLINOIS  
COUNTY OF ST. CLAIR

**54th Legislative District**

I, Thomas Holbrook, St. Clair County Clerk, do hereby certify that the above is a correct copy of the Canvass of votes cast at the General Primary held in St. Clair County on Tuesday, March 18, 2014. This canvass was made by the County Canvassing Board of St. Clair County and is now on file in my office.

Dated: Tuesday, April 8, 2014



---

Thomas Holbrook, St. Clair County Clerk

General Primary  
March 18, 2014  
Official Republican Canvass  
St. Clair County, Illinois



57th Legislative District

Dated: Tuesday, April 8, 2014

Issued by:

A handwritten signature in black ink that reads "Thomas Holbrook". The signature is written in a cursive style with a large, sweeping initial "T".

Thomas Holbrook  
St. Clair County Clerk

**General Primary**  
**March 18, 2014**  
 Thomas Holbrook  
 St. Clair County Clerk

**57th Legislative District**  
 For State Senator  
 (Vote for ONE)

|               | REGISTERED VOTERS | BALLOTS CAST | TURNOUT | NO CANDIDATE |
|---------------|-------------------|--------------|---------|--------------|
| Belleville 1  | 566               | 36           | 6.36%   | 0            |
| Belleville 2  | 1,103             | 53           | 4.81%   | 0            |
| Belleville 3  | 822               | 57           | 6.93%   | 0            |
| Belleville 4  | 730               | 53           | 7.26%   | 0            |
| Belleville 5  | 798               | 43           | 5.39%   | 0            |
| Belleville 6  | 734               | 31           | 4.22%   | 0            |
| Belleville 7  | 753               | 44           | 5.84%   | 0            |
| Belleville 8  | 596               | 57           | 9.56%   | 0            |
| Belleville 9  | 566               | 46           | 8.13%   | 0            |
| Belleville 10 | 586               | 24           | 4.10%   | 0            |
| Belleville 11 | 576               | 42           | 7.29%   | 0            |
| Belleville 12 | 745               | 41           | 5.50%   | 0            |
| Belleville 13 | 914               | 35           | 3.83%   | 0            |
| Belleville 14 | 881               | 76           | 8.63%   | 0            |
| Belleville 15 | 639               | 21           | 3.29%   | 0            |
| Belleville 16 | 782               | 43           | 5.50%   | 0            |
| Belleville 17 | 646               | 36           | 5.57%   | 0            |
| Belleville 18 | 616               | 34           | 5.52%   | 0            |
| Belleville 19 | 689               | 40           | 5.81%   | 0            |
| Belleville 20 | 754               | 41           | 5.44%   | 0            |
| Belleville 21 | 708               | 32           | 4.52%   | 0            |
| Belleville 22 | 1,185             | 83           | 7.00%   | 0            |
| Belleville 23 | 783               | 55           | 7.02%   | 0            |
| Belleville 24 | 899               | 99           | 11.01%  | 0            |
| Belleville 25 | 692               | 61           | 8.82%   | 0            |
| Belleville 26 | 1,263             | 46           | 3.64%   | 0            |
| Belleville 27 | 594               | 62           | 10.44%  | 0            |
| Belleville 28 | 668               | 73           | 10.93%  | 0            |
| Belleville 29 | 612               | 44           | 7.19%   | 0            |
| Belleville 30 | 523               | 21           | 4.02%   | 0            |
| Belleville 31 | 873               | 78           | 8.93%   | 0            |
| Belleville 32 | 790               | 80           | 10.13%  | 0            |
| Belleville 33 | 718               | 49           | 6.82%   | 0            |
| Belleville 34 | 319               | 16           | 5.02%   | 0            |
| Belleville 35 | 1,067             | 153          | 14.34%  | 0            |

**General Primary**  
**March 18, 2014**  
 Thomas Holbrook  
 St. Clair County Clerk

**57th Legislative District**  
 For State Senator  
 (Vote for ONE)

|                                      | REGISTERED VOTERS | BALLOTS CAST | TURNOUT      | NO CANDIDATE |
|--------------------------------------|-------------------|--------------|--------------|--------------|
| <b>BELLEVILLE TOWNSHIP TOTALS</b>    | <b>26,190</b>     | <b>1,805</b> | <b>6.89%</b> | <b>0</b>     |
| Mascoutah 1                          | 11                | 0            | 0.00%        | 0            |
| Mascoutah 2                          | 551               | 0            | 0.00%        | 0            |
| Mascoutah 3                          | 1,464             | 0            | 0.00%        | 0            |
| Mascoutah 4                          | 1,180             | 0            | 0.00%        | 0            |
| <b>MASCOUTAH TOWNSHIP TOTALS</b>     | <b>3,206</b>      | <b>0</b>     | <b>0.00%</b> | <b>0</b>     |
| Lebanon 1                            | 1,144             | 0            | 0.00%        | 0            |
| Lebanon 2                            | 396               | 0            | 0.00%        | 0            |
| <b>LEBANON TOWNSHIP TOTALS</b>       | <b>1,540</b>      | <b>0</b>     | <b>0.00%</b> | <b>0</b>     |
| Shiloh Valley 1                      | 1,433             | 132          | 9.21%        | 0            |
| Shiloh Valley 2                      | 820               | 23           | 2.80%        | 0            |
| Shiloh Valley 3                      | 561               | 40           | 7.13%        | 0            |
| Shiloh Valley 4                      | 592               | 62           | 10.47%       | 0            |
| Shiloh Valley 5                      | 1,481             | 117          | 7.90%        | 0            |
| <b>SHILOH VALLEY TOWNSHIP TOTALS</b> | <b>4,887</b>      | <b>374</b>   | <b>7.65%</b> | <b>0</b>     |
| O Fallon 1                           | 969               | 74           | 7.64%        | 0            |
| O Fallon 2                           | 959               | 55           | 5.74%        | 0            |
| O Fallon 3                           | 640               | 59           | 9.22%        | 0            |
| O Fallon 4                           | 343               | 0            | 0.00%        | 0            |
| O Fallon 5                           | 152               | 0            | 0.00%        | 0            |
| O Fallon 6                           | 792               | 78           | 9.85%        | 0            |
| O Fallon 7                           | 64                | 0            | 0.00%        | 0            |
| O Fallon 8                           | 168               | 0            | 0.00%        | 0            |
| O Fallon 10                          | 957               | 63           | 6.58%        | 0            |
| O Fallon 13                          | 559               | 0            | 0.00%        | 0            |
| O Fallon 14                          | 805               | 81           | 10.06%       | 0            |
| O Fallon 17                          | 753               | 75           | 9.96%        | 0            |
| O Fallon 18                          | 579               | 56           | 9.67%        | 0            |
| <b>O'FALLON TOWNSHIP TOTALS</b>      | <b>7,740</b>      | <b>541</b>   | <b>6.99%</b> | <b>0</b>     |
| St Clair 1                           | 548               | 22           | 4.01%        | 0            |
| St Clair 2                           | 690               | 58           | 8.41%        | 0            |
| St Clair 3                           | 641               | 44           | 6.86%        | 0            |



**General Primary**  
**March 18, 2014**  
 Thomas Holbrook  
 St. Clair County Clerk

**57th Legislative District**  
 For State Senator  
 (Vote for ONE)

|                                      | REGISTERED VOTERS | BALLOTS CAST | TURNOUT      | NO CANDIDATE |
|--------------------------------------|-------------------|--------------|--------------|--------------|
| St Clair 4                           | 356               | 30           | 8.43%        | 0            |
| St Clair 5                           | 614               | 45           | 7.33%        | 0            |
| St Clair 6                           | 671               | 79           | 11.77%       | 0            |
| St Clair 7                           | 469               | 47           | 10.02%       | 0            |
| St Clair 8                           | 1,026             | 111          | 10.82%       | 0            |
| St Clair 9                           | 897               | 78           | 8.70%        | 0            |
| St Clair 10                          | 441               | 44           | 9.98%        | 0            |
| St Clair 11                          | 516               | 41           | 7.95%        | 0            |
| St Clair 12                          | 1,030             | 66           | 6.41%        | 0            |
| St Clair 13                          | 741               | 86           | 11.61%       | 0            |
| St Clair 14                          | 662               | 31           | 4.68%        | 0            |
| St Clair 15                          | 1,114             | 92           | 8.26%        | 0            |
| St Clair 16                          | 962               | 26           | 2.70%        | 0            |
| St Clair 17                          | 405               | 16           | 3.95%        | 0            |
| St Clair 18                          | 595               | 50           | 8.40%        | 0            |
| St Clair 19                          | 548               | 65           | 11.86%       | 0            |
| St Clair 20                          | 729               | 64           | 8.78%        | 0            |
| St Clair 21                          | 613               | 80           | 13.05%       | 0            |
| St Clair 22                          | 486               | 26           | 5.35%        | 0            |
| St Clair 23                          | 1,027             | 74           | 7.21%        | 0            |
| St Clair 24                          | 643               | 85           | 13.22%       | 0            |
| St Clair 25                          | 1,063             | 58           | 5.46%        | 0            |
| St Clair 26                          | 796               | 51           | 6.41%        | 0            |
| St Clair 27                          | 805               | 72           | 8.94%        | 0            |
| St Clair 28                          | 875               | 112          | 12.80%       | 0            |
| St Clair 29                          | 788               | 42           | 5.33%        | 0            |
| St Clair 30                          | 675               | 97           | 14.37%       | 0            |
| St Clair 31                          | 754               | 65           | 8.62%        | 0            |
| St Clair 32                          | 530               | 66           | 12.45%       | 0            |
| St Clair 33                          | 750               | 21           | 2.80%        | 0            |
| <b>ST. CLAIR TOWNSHIP<br/>TOTALS</b> | <b>23,460</b>     | <b>1,944</b> | <b>8.29%</b> | <b>0</b>     |
| Caseyville 3                         | 656               | 87           | 13.26%       | 0            |
| Caseyville 4                         | 732               | 123          | 16.80%       | 0            |
| Caseyville 7                         | 1                 | 0            | 0.00%        | 0            |

**General Primary**  
**March 18, 2014**  
 Thomas Holbrook  
 St. Clair County Clerk

**57th Legislative District**  
 For State Senator  
 (Vote for ONE)

|                                   | REGISTERED VOTERS | BALLOTS CAST | TURNOUT       | NO CANDIDATE |
|-----------------------------------|-------------------|--------------|---------------|--------------|
| Caseyville 8                      | 828               | 172          | 20.77%        | 0            |
| Caseyville 9                      | 1,019             | 84           | 8.24%         | 0            |
| Caseyville 11                     | 15                | 0            | 0.00%         | 0            |
| Caseyville 13                     | 796               | 84           | 10.55%        | 0            |
| Caseyville 14                     | 603               | 97           | 16.09%        | 0            |
| Caseyville 15                     | 464               | 47           | 10.13%        | 0            |
| Caseyville 19                     | 522               | 102          | 19.54%        | 0            |
| Caseyville 20                     | 487               | 68           | 13.96%        | 0            |
| Caseyville 22                     | 490               | 42           | 8.57%         | 0            |
| Caseyville 23                     | 908               | 41           | 4.52%         | 0            |
| Caseyville 24                     | 692               | 52           | 7.51%         | 0            |
| Caseyville 26                     | 1,059             | 0            | 0.00%         | 0            |
| <b>CASEYVILLE TOWNSHIP TOTALS</b> | <b>9,272</b>      | <b>999</b>   | <b>10.77%</b> | <b>0</b>     |
| Stokey 1                          | 1,555             | 192          | 12.35%        | 0            |
| Stokey 2                          | 801               | 110          | 13.73%        | 0            |
| Stokey 3                          | 464               | 40           | 8.62%         | 0            |
| Stokey 4                          | 617               | 74           | 11.99%        | 0            |
| Stokey 5                          | 341               | 15           | 4.40%         | 0            |
| Stokey 6                          | 929               | 74           | 7.97%         | 0            |
| Stokey 7                          | 620               | 74           | 11.94%        | 0            |
| Stokey 8                          | 428               | 20           | 4.67%         | 0            |
| Stokey 9                          | 832               | 70           | 8.41%         | 0            |
| Stokey 10                         | 701               | 81           | 11.55%        | 0            |
| <b>STOKEY TOWNSHIP TOTALS</b>     | <b>7,288</b>      | <b>750</b>   | <b>10.29%</b> | <b>0</b>     |
| Centreville 1                     | 621               | 0            | 0.00%         | 0            |
| Centreville 3                     | 459               | 0            | 0.00%         | 0            |
| Centreville 4                     | 762               | 68           | 8.92%         | 0            |
| Centreville 5                     | 323               | 0            | 0.00%         | 0            |
| Centreville 6                     | 468               | 88           | 18.80%        | 0            |
| Centreville 7                     | 252               | 0            | 0.00%         | 0            |
| Centreville 10                    | 407               | 1            | 0.25%         | 0            |
| Centreville 11                    | 269               | 0            | 0.00%         | 0            |
| Centreville 12                    | 1,033             | 0            | 0.00%         | 0            |
| Centreville 13                    | 668               | 0            | 0.00%         | 0            |

**General Primary**  
**March 18, 2014**  
 Thomas Holbrook  
 St. Clair County Clerk

**57th Legislative District**  
 For State Senator  
 (Vote for ONE)

|                                    | REGISTERED VOTERS | BALLOTS CAST | TURNOUT      | NO CANDIDATE |
|------------------------------------|-------------------|--------------|--------------|--------------|
| Centreville 14                     | 668               | 2            | 0.30%        | 0            |
| Centreville 16                     | 553               | 4            | 0.72%        | 0            |
| Centreville 17                     | 335               | 0            | 0.00%        | 0            |
| Centreville 21                     | 424               | 5            | 1.18%        | 0            |
| Centreville 22                     | 453               | 2            | 0.44%        | 0            |
| Centreville 24                     | 826               | 21           | 2.54%        | 0            |
| Centreville 25                     | 351               | 0            | 0.00%        | 0            |
| Centreville 26                     | 651               | 15           | 2.30%        | 0            |
| Centreville 27                     | 533               | 0            | 0.00%        | 0            |
| <b>CENTREVILLE TOWNSHIP TOTALS</b> | <b>10,056</b>     | <b>206</b>   | <b>2.05%</b> | <b>0</b>     |
| Canteen 1                          | 607               | 6            | 0.99%        | 0            |
| Canteen 2                          | 618               | 24           | 3.88%        | 0            |
| Canteen 3                          | 171               | 0            | 0.00%        | 0            |
| Canteen 4                          | 234               | 4            | 1.71%        | 0            |
| Canteen 5                          | 343               | 1            | 0.29%        | 0            |
| Canteen 6                          | 294               | 0            | 0.00%        | 0            |
| Canteen 7                          | 445               | 2            | 0.45%        | 0            |
| Canteen 8                          | 263               | 0            | 0.00%        | 0            |
| Canteen 9                          | 452               | 10           | 2.21%        | 0            |
| Canteen 10                         | 376               | 0            | 0.00%        | 0            |
| Canteen 11                         | 146               | 0            | 0.00%        | 0            |
| Canteen 12                         | 416               | 10           | 2.40%        | 0            |
| Canteen 13                         | 496               | 26           | 5.24%        | 0            |
| Canteen 14                         | 184               | 4            | 2.17%        | 0            |
| <b>CANTEEN TOWNSHIP TOTALS</b>     | <b>5,045</b>      | <b>87</b>    | <b>1.72%</b> | <b>0</b>     |
| Stites 1                           | 499               | 0            | 0.00%        | 0            |
| <b>STITES TOWNSHIP TOTALS</b>      | <b>499</b>        | <b>0</b>     | <b>0.00%</b> | <b>0</b>     |
| Engelmann 1                        | 66                | 0            | 0.00%        | 0            |
| <b>ENGELMANN TOWNSHIP TOTALS</b>   | <b>66</b>         | <b>0</b>     | <b>0.00%</b> | <b>0</b>     |
| Freeburg 1                         | 1,223             | 126          | 10.30%       | 0            |
| Freeburg 2                         | 1,164             | 121          | 10.40%       | 0            |
| Freeburg 3                         | 1,120             | 121          | 10.80%       | 0            |

**General Primary**  
**March 18, 2014**  
 Thomas Holbrook  
 St. Clair County Clerk

**57th Legislative District**  
 For State Senator  
 (Vote for ONE)

|                                  | REGISTERED VOTERS | BALLOTS CAST | TURNOUT       | NO CANDIDATE |
|----------------------------------|-------------------|--------------|---------------|--------------|
| <b>FREEBURG TOWNSHIP TOTALS</b>  | <b>3,507</b>      | <b>368</b>   | <b>10.49%</b> | <b>0</b>     |
| Smithton 1                       | 1,274             | 112          | 8.79%         | 0            |
| Smithton 2                       | 791               | 61           | 7.71%         | 0            |
| Smithton 3                       | 1,044             | 122          | 11.69%        | 0            |
| <b>SMITHTON TOWNSHIP TOTALS</b>  | <b>3,109</b>      | <b>295</b>   | <b>9.49%</b>  | <b>0</b>     |
| Millstadt 1                      | 1,047             | 103          | 9.84%         | 0            |
| Millstadt 2                      | 96                | 0            | 0.00%         | 0            |
| Millstadt 4                      | 848               | 83           | 9.79%         | 0            |
| Millstadt 5                      | 925               | 97           | 10.49%        | 0            |
| <b>MILLSTADT TOWNSHIP TOTALS</b> | <b>2,916</b>      | <b>283</b>   | <b>9.71%</b>  | <b>0</b>     |
| <b>ST. CLAIR TOTALS</b>          | <b>108,781</b>    | <b>7,652</b> | <b>7.03%</b>  | <b>0</b>     |
| Precinct 01                      | 1,382             | 2            | 0.14%         | 0            |
| Precinct 02                      | 828               | 0            | 0.00%         | 0            |
| Precinct 03                      | 704               | 3            | 0.43%         | 0            |
| Precinct 04                      | 893               | 1            | 0.11%         | 0            |
| Precinct 05                      | 737               | 2            | 0.27%         | 0            |
| Precinct 06                      | 559               | 3            | 0.54%         | 0            |
| Precinct 07                      | 496               | 1            | 0.20%         | 0            |
| Precinct 08                      | 505               | 0            | 0.00%         | 0            |
| Precinct 09                      | 668               | 1            | 0.15%         | 0            |
| Precinct 10                      | 625               | 0            | 0.00%         | 0            |
| Precinct 11                      | 728               | 4            | 0.55%         | 0            |
| Precinct 12                      | 1,029             | 2            | 0.19%         | 0            |
| Precinct 13                      | 1,143             | 0            | 0.00%         | 0            |
| Precinct 14                      | 796               | 1            | 0.13%         | 0            |
| Precinct 15                      | 803               | 2            | 0.25%         | 0            |
| Precinct 16                      | 765               | 2            | 0.26%         | 0            |
| Precinct 17                      | 934               | 1            | 0.11%         | 0            |
| Precinct 18                      | 467               | 1            | 0.21%         | 0            |
| Precinct 19                      | 737               | 2            | 0.27%         | 0            |
| Precinct 20                      | 797               | 5            | 0.63%         | 0            |
| Precinct 21                      | 824               | 1            | 0.12%         | 0            |
| Precinct 22                      | 427               | 0            | 0.00%         | 0            |

**General Primary**  
**March 18, 2014**  
Thomas Holbrook  
St. Clair County Clerk

**57th Legislative District**  
For State Senator  
(Vote for ONE)

|                             | REGISTERED VOTERS | BALLOTS CAST | TURNOUT      | NO CANDIDATE |
|-----------------------------|-------------------|--------------|--------------|--------------|
| Precinct 23                 | 885               | 6            | 0.68%        | 0            |
| Precinct 24                 | 416               | 5            | 1.20%        | 0            |
| Precinct 25                 | 830               | 1            | 0.12%        | 0            |
| <b>CITY OF E. ST. LOUIS</b> | <b>18,978</b>     | <b>46</b>    | <b>0.24%</b> | <b>0</b>     |
| <b>TOTALS</b>               |                   |              |              |              |
| <b>TOTALS</b>               | <b>127,759</b>    | <b>7,698</b> | <b>6.03%</b> | <b>0</b>     |

**CANVASS OF VOTES**  
**in St. Clair County, Illinois at the General Primary on Tuesday, March 18, 2014**


---

STATE OF ILLINOIS  
COUNTY OF ST. CLAIR

**57th Legislative District**

I, Thomas Holbrook, St. Clair County Clerk, do hereby certify that the above is a correct copy of the Canvass of votes cast at the General Primary held in St. Clair County on Tuesday, March 18, 2014. This canvass was made by the County Canvassing Board of St. Clair County and is now on file in my office.

Dated: Tuesday, April 8, 2014



---

Thomas Holbrook, St. Clair County Clerk

General Primary  
March 18, 2014  
Official Republican Canvass  
St. Clair County, Illinois



108th Representative District

Dated: Tuesday, April 8, 2014

Issued by:

A handwritten signature in black ink that reads "Thomas Holbrook". The signature is written in a cursive style with a large, sweeping initial "T".

Thomas Holbrook  
St. Clair County Clerk

**General Primary**  
**March 18, 2014**  
 Thomas Holbrook  
 St. Clair County Clerk

**108th Representative District**  
 For Representative In The General Assembly  
 (Vote for ONE)

|                                  | REGISTERED VOTERS | BALLOTS CAST | TURNOUT       | CHARLIE MEIER |
|----------------------------------|-------------------|--------------|---------------|---------------|
| Mascoutah 1                      | 1,066             | 116          | 10.88%        | 105           |
| Mascoutah 2                      | 840               | 52           | 6.19%         | 43            |
| Mascoutah 3                      | 37                | 0            | 0.00%         | 0             |
| Mascoutah 4                      | 3                 | 1            | 33.33%        | 0             |
| <b>MASCOUTAH TOWNSHIP TOTALS</b> | <b>1,946</b>      | <b>169</b>   | <b>8.68%</b>  | <b>148</b>    |
| Lebanon 1                        | 255               | 37           | 14.51%        | 33            |
| Lebanon 2                        | 281               | 35           | 12.46%        | 29            |
| Lebanon 3                        | 534               | 48           | 8.99%         | 43            |
| <b>LEBANON TOWNSHIP TOTALS</b>   | <b>1,070</b>      | <b>120</b>   | <b>11.21%</b> | <b>105</b>    |
| O Fallon 4                       | 166               | 32           | 19.28%        | 24            |
| O Fallon 5                       | 868               | 94           | 10.83%        | 69            |
| O Fallon 7                       | 989               | 173          | 17.49%        | 125           |
| O Fallon 8                       | 1,210             | 189          | 15.62%        | 153           |
| O Fallon 9                       | 929               | 113          | 12.16%        | 74            |
| O Fallon 11                      | 950               | 141          | 14.84%        | 118           |
| O Fallon 12                      | 1,140             | 125          | 10.96%        | 104           |
| O Fallon 13                      | 549               | 42           | 7.65%         | 31            |
| O Fallon 15                      | 1,081             | 137          | 12.67%        | 109           |
| O Fallon 16                      | 1,013             | 112          | 11.06%        | 89            |
| <b>O'FALLON TOWNSHIP TOTALS</b>  | <b>8,895</b>      | <b>1,158</b> | <b>13.02%</b> | <b>896</b>    |
| Engelmann 1                      | 480               | 91           | 18.96%        | 81            |
| <b>ENGELMANN TOWNSHIP TOTALS</b> | <b>480</b>        | <b>91</b>    | <b>18.96%</b> | <b>81</b>     |
| <b>ST. CLAIR TOTALS</b>          | <b>12,391</b>     | <b>1,538</b> | <b>12.41%</b> | <b>1,230</b>  |
| <b>TOTALS</b>                    | <b>12,391</b>     | <b>1,538</b> | <b>12.41%</b> | <b>1,230</b>  |



**CANVASS OF VOTES**  
**in St. Clair County, Illinois at the General Primary on Tuesday, March 18, 2014**

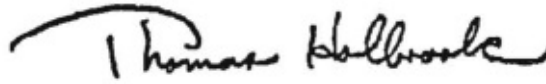
---

STATE OF ILLINOIS  
COUNTY OF ST. CLAIR

**108th Representative District**

I, Thomas Holbrook, St. Clair County Clerk, do hereby certify that the above is a correct copy of the Canvass of votes cast at the General Primary held in St. Clair County on Tuesday, March 18, 2014. This canvass was made by the County Canvassing Board of St. Clair County and is now on file in my office.

Dated: Tuesday, April 8, 2014

A handwritten signature in black ink that reads "Thomas Holbrook". The signature is written in a cursive style with a large, sweeping initial "T".

---

Thomas Holbrook, St. Clair County Clerk

General Primary  
March 18, 2014  
Official Republican Canvass  
St. Clair County, Illinois



112th Representative District

Dated: Tuesday, April 8, 2014

Issued by:

A handwritten signature in black ink that reads "Thomas Holbrook".

Thomas Holbrook  
St. Clair County Clerk

**General Primary**  
**March 18, 2014**  
 Thomas Holbrook  
 St. Clair County Clerk

**112th Representative District**  
 For Representative In The General Assembly  
 (Vote for ONE)

|                                       | REGISTERED VOTERS | BALLOTS CAST | TURNOUT      | DWIGHT D. KAY |
|---------------------------------------|-------------------|--------------|--------------|---------------|
| Caseyville 1                          | 951               | 48           | 5.05%        | 42            |
| Caseyville 2                          | 1,063             | 77           | 7.24%        | 69            |
| Caseyville 5                          | 1,518             | 100          | 6.59%        | 83            |
| Caseyville 6                          | 552               | 30           | 5.43%        | 22            |
| Caseyville 7                          | 642               | 43           | 6.70%        | 38            |
| Caseyville 8                          | 0                 | 0            | 0.00%        | 0             |
| Caseyville 10                         | 536               | 38           | 7.09%        | 30            |
| Caseyville 11                         | 624               | 83           | 13.30%       | 63            |
| Caseyville 12                         | 1,549             | 126          | 8.13%        | 98            |
| Caseyville 16                         | 393               | 23           | 5.85%        | 18            |
| Caseyville 17                         | 308               | 16           | 5.19%        | 14            |
| Caseyville 18                         | 450               | 21           | 4.67%        | 15            |
| Caseyville 21                         | 732               | 75           | 10.25%       | 63            |
| Caseyville 25                         | 845               | 33           | 3.91%        | 27            |
| Caseyville 26                         | 366               | 16           | 4.37%        | 13            |
| Caseyville 27                         | 1,198             | 83           | 6.93%        | 74            |
| <b>CASEYVILLE TOWNSHIP<br/>TOTALS</b> | <b>11,727</b>     | <b>812</b>   | <b>6.92%</b> | <b>669</b>    |
| <b>ST. CLAIR TOTALS</b>               | <b>11,727</b>     | <b>812</b>   | <b>6.92%</b> | <b>669</b>    |
| <b>TOTALS</b>                         | <b>11,727</b>     | <b>812</b>   | <b>6.92%</b> | <b>669</b>    |

**CANVASS OF VOTES**  
**in St. Clair County, Illinois at the General Primary on Tuesday, March 18, 2014**


---

STATE OF ILLINOIS  
COUNTY OF ST. CLAIR

**112th Representative District**

I, Thomas Holbrook, St. Clair County Clerk, do hereby certify that the above is a correct copy of the Canvass of votes cast at the General Primary held in St. Clair County on Tuesday, March 18, 2014. This canvass was made by the County Canvassing Board of St. Clair County and is now on file in my office.

Dated: Tuesday, April 8, 2014



---

Thomas Holbrook, St. Clair County Clerk

General Primary  
March 18, 2014  
Official Republican Canvass  
St. Clair County, Illinois



113th Representative District

Dated: Tuesday, April 8, 2014

Issued by:

A handwritten signature in black ink that reads "Thomas Holbrook". The signature is written in a cursive style with a large, sweeping initial "T".

Thomas Holbrook  
St. Clair County Clerk

**General Primary**  
**March 18, 2014**  
 Thomas Holbrook  
 St. Clair County Clerk

**113th Representative District**  
 For Representative In The General Assembly  
 (Vote for ONE)

|               | REGISTERED VOTERS | BALLOTS CAST | TURNOUT | MELINDA HULT |
|---------------|-------------------|--------------|---------|--------------|
| Belleville 1  | 566               | 36           | 6.36%   | 28           |
| Belleville 2  | 1,103             | 53           | 4.81%   | 42           |
| Belleville 3  | 821               | 57           | 6.94%   | 38           |
| Belleville 4  | 730               | 53           | 7.26%   | 41           |
| Belleville 5  | 798               | 43           | 5.39%   | 37           |
| Belleville 6  | 734               | 31           | 4.22%   | 24           |
| Belleville 7  | 753               | 44           | 5.84%   | 32           |
| Belleville 8  | 596               | 57           | 9.56%   | 32           |
| Belleville 9  | 566               | 46           | 8.13%   | 39           |
| Belleville 10 | 586               | 24           | 4.10%   | 21           |
| Belleville 11 | 576               | 42           | 7.29%   | 36           |
| Belleville 12 | 745               | 41           | 5.50%   | 31           |
| Belleville 13 | 914               | 35           | 3.83%   | 27           |
| Belleville 14 | 881               | 76           | 8.63%   | 59           |
| Belleville 15 | 639               | 21           | 3.29%   | 20           |
| Belleville 16 | 782               | 43           | 5.50%   | 36           |
| Belleville 17 | 644               | 35           | 5.43%   | 29           |
| Belleville 18 | 616               | 34           | 5.52%   | 25           |
| Belleville 19 | 689               | 40           | 5.81%   | 32           |
| Belleville 20 | 754               | 41           | 5.44%   | 29           |
| Belleville 21 | 708               | 32           | 4.52%   | 24           |
| Belleville 22 | 757               | 63           | 8.32%   | 41           |
| Belleville 23 | 780               | 55           | 7.05%   | 39           |
| Belleville 24 | 899               | 99           | 11.01%  | 73           |
| Belleville 25 | 692               | 61           | 8.82%   | 49           |
| Belleville 26 | 561               | 17           | 3.03%   | 16           |
| Belleville 27 | 594               | 62           | 10.44%  | 51           |
| Belleville 28 | 668               | 73           | 10.93%  | 58           |
| Belleville 29 | 584               | 43           | 7.36%   | 26           |
| Belleville 30 | 523               | 21           | 4.02%   | 12           |
| Belleville 31 | 873               | 78           | 8.93%   | 58           |
| Belleville 32 | 790               | 80           | 10.13%  | 54           |
| Belleville 33 | 707               | 44           | 6.22%   | 33           |
| Belleville 34 | 319               | 16           | 5.02%   | 12           |

**General Primary**  
**March 18, 2014**  
 Thomas Holbrook  
 St. Clair County Clerk

**113th Representative District**  
 For Representative In The General Assembly  
 (Vote for ONE)

|                                   | REGISTERED VOTERS | BALLOTS CAST | TURNOUT      | MELINDA HULT |
|-----------------------------------|-------------------|--------------|--------------|--------------|
| <b>BELLEVILLE TOWNSHIP TOTALS</b> | <b>23,948</b>     | <b>1,596</b> | <b>6.66%</b> | <b>1,204</b> |
| St Clair 1                        | 548               | 22           | 4.01%        | 21           |
| St Clair 2                        | 4                 | 0            | 0.00%        | 0            |
| St Clair 3                        | 641               | 44           | 6.86%        | 34           |
| St Clair 4                        | 119               | 12           | 10.08%       | 9            |
| St Clair 5                        | 614               | 45           | 7.33%        | 35           |
| St Clair 6                        | 671               | 79           | 11.77%       | 62           |
| St Clair 7                        | 469               | 47           | 10.02%       | 36           |
| St Clair 8                        | 1,026             | 111          | 10.82%       | 82           |
| St Clair 9                        | 897               | 78           | 8.70%        | 62           |
| St Clair 10                       | 441               | 44           | 9.98%        | 35           |
| St Clair 11                       | 516               | 41           | 7.95%        | 28           |
| St Clair 12                       | 684               | 47           | 6.87%        | 37           |
| St Clair 14                       | 656               | 31           | 4.73%        | 25           |
| St Clair 15                       | 1,114             | 92           | 8.26%        | 59           |
| St Clair 16                       | 962               | 26           | 2.70%        | 22           |
| St Clair 17                       | 246               | 10           | 4.07%        | 8            |
| St Clair 19                       | 548               | 65           | 11.86%       | 48           |
| St Clair 20                       | 729               | 64           | 8.78%        | 49           |
| St Clair 21                       | 613               | 80           | 13.05%       | 64           |
| St Clair 23                       | 1,027             | 74           | 7.21%        | 56           |
| St Clair 24                       | 643               | 85           | 13.22%       | 66           |
| St Clair 25                       | 1,063             | 58           | 5.46%        | 44           |
| St Clair 26                       | 796               | 51           | 6.41%        | 37           |
| St Clair 27                       | 805               | 72           | 8.94%        | 64           |
| St Clair 28                       | 875               | 112          | 12.80%       | 96           |
| St Clair 30                       | 675               | 97           | 14.37%       | 81           |
| St Clair 32                       | 10                | 1            | 10.00%       | 1            |
| St Clair 33                       | 750               | 21           | 2.80%        | 15           |
| <b>ST. CLAIR TOWNSHIP TOTALS</b>  | <b>18,142</b>     | <b>1,509</b> | <b>8.32%</b> | <b>1,176</b> |
| Caseyville 3                      | 656               | 87           | 13.26%       | 65           |
| Caseyville 4                      | 732               | 123          | 16.80%       | 97           |
| Caseyville 7                      | 1                 | 0            | 0.00%        | 0            |
| Caseyville 8                      | 828               | 172          | 20.77%       | 129          |

**General Primary**  
**March 18, 2014**  
 Thomas Holbrook  
 St. Clair County Clerk

**113th Representative District**  
 For Representative In The General Assembly  
 (Vote for ONE)

|                                    | REGISTERED VOTERS | BALLOTS CAST | TURNOUT       | MELINDA HULT |
|------------------------------------|-------------------|--------------|---------------|--------------|
| Caseyville 9                       | 1,019             | 84           | 8.24%         | 57           |
| Caseyville 11                      | 15                | 2            | 13.33%        | 1            |
| Caseyville 13                      | 796               | 84           | 10.55%        | 73           |
| Caseyville 14                      | 603               | 97           | 16.09%        | 72           |
| Caseyville 15                      | 464               | 47           | 10.13%        | 32           |
| Caseyville 19                      | 522               | 102          | 19.54%        | 75           |
| Caseyville 20                      | 487               | 68           | 13.96%        | 56           |
| Caseyville 22                      | 490               | 42           | 8.57%         | 34           |
| Caseyville 23                      | 908               | 41           | 4.52%         | 29           |
| Caseyville 24                      | 692               | 52           | 7.51%         | 46           |
| Caseyville 26                      | 1,059             | 53           | 5.00%         | 34           |
| <b>CASEYVILLE TOWNSHIP TOTALS</b>  | <b>9,272</b>      | <b>1,054</b> | <b>11.37%</b> | <b>800</b>   |
| Stookey 2                          | 259               | 34           | 13.13%        | 25           |
| Stookey 3                          | 464               | 40           | 8.62%         | 34           |
| Stookey 4                          | 2                 | 0            | 0.00%         | 0            |
| Stookey 5                          | 341               | 15           | 4.40%         | 11           |
| Stookey 6                          | 929               | 74           | 7.97%         | 55           |
| Stookey 7                          | 13                | 0            | 0.00%         | 0            |
| <b>STOOKEY TOWNSHIP TOTALS</b>     | <b>2,008</b>      | <b>163</b>   | <b>8.12%</b>  | <b>125</b>   |
| Centreville 4                      | 762               | 68           | 8.92%         | 56           |
| Centreville 17                     | 4                 | 0            | 0.00%         | 0            |
| <b>CENTREVILLE TOWNSHIP TOTALS</b> | <b>766</b>        | <b>68</b>    | <b>8.88%</b>  | <b>56</b>    |
| Canteen 1                          | 607               | 6            | 0.99%         | 4            |
| Canteen 2                          | 618               | 24           | 3.88%         | 18           |
| Canteen 3                          | 171               | 0            | 0.00%         | 0            |
| Canteen 4                          | 234               | 4            | 1.71%         | 3            |
| Canteen 5                          | 343               | 1            | 0.29%         | 0            |
| Canteen 9                          | 452               | 10           | 2.21%         | 8            |
| Canteen 12                         | 416               | 10           | 2.40%         | 6            |
| Canteen 13                         | 496               | 26           | 5.24%         | 17           |
| Canteen 14                         | 184               | 4            | 2.17%         | 2            |
| <b>CANTEEN TOWNSHIP TOTALS</b>     | <b>3,521</b>      | <b>85</b>    | <b>2.41%</b>  | <b>58</b>    |



**General Primary**  
**March 18, 2014**  
 Thomas Holbrook  
 St. Clair County Clerk

**113th Representative District**  
 For Representative In The General Assembly  
 (Vote for ONE)

|  | REGISTERED VOTERS | BALLOTS CAST | TURNOUT      | MELINDA HULT |
|--|-------------------|--------------|--------------|--------------|
| Stites 1                               | 499               | 0            | 0.00%        | 0            |
| <b>STITES TOWNSHIP<br/>TOTALS</b>      | <b>499</b>        | <b>0</b>     | <b>0.00%</b> | <b>0</b>     |
| <b>ST. CLAIR TOTALS</b>                | <b>58,156</b>     | <b>4,475</b> | <b>7.69%</b> | <b>3,419</b> |
| Precinct 18                            | 467               | 1            | 0.21%        | 0            |
| Precinct 22                            | 427               | 0            | 0.00%        | 0            |
| Precinct 24                            | 416               | 5            | 1.20%        | 0            |
| <b>CITY OF E. ST. LOUIS<br/>TOTALS</b> | <b>1,310</b>      | <b>6</b>     | <b>0.46%</b> | <b>0</b>     |
| <b>TOTALS</b>                          | <b>59,466</b>     | <b>4,481</b> | <b>7.54%</b> | <b>3,419</b> |

**CANVASS OF VOTES**  
**in St. Clair County, Illinois at the General Primary on Tuesday, March 18, 2014**


---

STATE OF ILLINOIS  
COUNTY OF ST. CLAIR

**113th Representative District**

I, Thomas Holbrook, St. Clair County Clerk, do hereby certify that the above is a correct copy of the Canvass of votes cast at the General Primary held in St. Clair County on Tuesday, March 18, 2014. This canvass was made by the County Canvassing Board of St. Clair County and is now on file in my office.

Dated: Tuesday, April 8, 2014



---

Thomas Holbrook, St. Clair County Clerk

General Primary  
March 18, 2014  
Official Republican Canvass  
St. Clair County, Illinois



114th Representative District

Dated: Tuesday, April 8, 2014

Issued by:

A handwritten signature in black ink that reads "Thomas Holbrook". The signature is written in a cursive style with a large, sweeping initial "T".

Thomas Holbrook  
St. Clair County Clerk

**General Primary**  
**March 18, 2014**  
 Thomas Holbrook  
 St. Clair County Clerk

**114th Representative District**  
 For Representative In The General Assembly  
 (Vote for ONE)

|                                      | REGISTERED VOTERS | BALLOTS CAST | TURNOUT      | NO CANDIDATE |
|--------------------------------------|-------------------|--------------|--------------|--------------|
| Belleville 3                         | 1                 | 0            | 0.00%        | 0            |
| Belleville 17                        | 2                 | 0            | 0.00%        | 0            |
| Belleville 22                        | 428               | 0            | 0.00%        | 0            |
| Belleville 23                        | 3                 | 0            | 0.00%        | 0            |
| Belleville 26                        | 702               | 0            | 0.00%        | 0            |
| Belleville 29                        | 28                | 0            | 0.00%        | 0            |
| Belleville 33                        | 11                | 0            | 0.00%        | 0            |
| Belleville 35                        | 1,067             | 153          | 14.34%       | 0            |
| <b>BELLEVILLE TOWNSHIP TOTALS</b>    | <b>2,242</b>      | <b>153</b>   | <b>6.82%</b> | <b>0</b>     |
| Mascoutah 1                          | 11                | 0            | 0.00%        | 0            |
| Mascoutah 2                          | 551               | 0            | 0.00%        | 0            |
| Mascoutah 3                          | 1,464             | 0            | 0.00%        | 0            |
| Mascoutah 4                          | 1,180             | 0            | 0.00%        | 0            |
| <b>MASCOUTAH TOWNSHIP TOTALS</b>     | <b>3,206</b>      | <b>0</b>     | <b>0.00%</b> | <b>0</b>     |
| Lebanon 1                            | 1,144             | 0            | 0.00%        | 0            |
| Lebanon 2                            | 396               | 0            | 0.00%        | 0            |
| <b>LEBANON TOWNSHIP TOTALS</b>       | <b>1,540</b>      | <b>0</b>     | <b>0.00%</b> | <b>0</b>     |
| Shiloh Valley 1                      | 1,433             | 132          | 9.21%        | 0            |
| Shiloh Valley 2                      | 820               | 23           | 2.80%        | 0            |
| Shiloh Valley 3                      | 561               | 40           | 7.13%        | 0            |
| Shiloh Valley 4                      | 592               | 62           | 10.47%       | 0            |
| Shiloh Valley 5                      | 1,481             | 117          | 7.90%        | 0            |
| <b>SHILOH VALLEY TOWNSHIP TOTALS</b> | <b>4,887</b>      | <b>374</b>   | <b>7.65%</b> | <b>0</b>     |
| O Fallon 1                           | 969               | 74           | 7.64%        | 0            |
| O Fallon 2                           | 959               | 55           | 5.74%        | 0            |
| O Fallon 3                           | 640               | 59           | 9.22%        | 0            |
| O Fallon 4                           | 343               | 0            | 0.00%        | 0            |
| O Fallon 5                           | 152               | 0            | 0.00%        | 0            |
| O Fallon 6                           | 792               | 78           | 9.85%        | 0            |
| O Fallon 7                           | 64                | 0            | 0.00%        | 0            |
| O Fallon 8                           | 168               | 0            | 0.00%        | 0            |
| O Fallon 10                          | 957               | 63           | 6.58%        | 0            |

**General Primary**  
**March 18, 2014**  
 Thomas Holbrook  
 St. Clair County Clerk

**114th Representative District**  
 For Representative In The General Assembly  
 (Vote for ONE)

|                                      | REGISTERED VOTERS | BALLOTS CAST | TURNOUT      | NO CANDIDATE |
|--------------------------------------|-------------------|--------------|--------------|--------------|
| O Fallon 13                          | 559               | 0            | 0.00%        | 0            |
| O Fallon 14                          | 805               | 81           | 10.06%       | 0            |
| O Fallon 17                          | 753               | 75           | 9.96%        | 0            |
| O Fallon 18                          | 579               | 56           | 9.67%        | 0            |
| <b>O'FALLON TOWNSHIP<br/>TOTALS</b>  | <b>7,740</b>      | <b>541</b>   | <b>6.99%</b> | <b>0</b>     |
| St Clair 2                           | 686               | 0            | 0.00%        | 0            |
| St Clair 4                           | 237               | 0            | 0.00%        | 0            |
| St Clair 12                          | 346               | 0            | 0.00%        | 0            |
| St Clair 13                          | 741               | 86           | 11.61%       | 0            |
| St Clair 14                          | 6                 | 0            | 0.00%        | 0            |
| St Clair 17                          | 159               | 0            | 0.00%        | 0            |
| St Clair 18                          | 595               | 50           | 8.40%        | 0            |
| St Clair 22                          | 486               | 26           | 5.35%        | 0            |
| St Clair 29                          | 788               | 42           | 5.33%        | 0            |
| St Clair 31                          | 754               | 65           | 8.62%        | 0            |
| St Clair 32                          | 520               | 0            | 0.00%        | 0            |
| <b>ST. CLAIR TOWNSHIP<br/>TOTALS</b> | <b>5,318</b>      | <b>269</b>   | <b>5.06%</b> | <b>0</b>     |
| Stokey 1                             | 1,555             | 192          | 12.35%       | 0            |
| Stokey 2                             | 542               | 0            | 0.00%        | 0            |
| Stokey 4                             | 615               | 0            | 0.00%        | 0            |
| Stokey 7                             | 607               | 0            | 0.00%        | 0            |
| Stokey 8                             | 428               | 20           | 4.67%        | 0            |
| Stokey 9                             | 832               | 70           | 8.41%        | 0            |
| Stokey 10                            | 701               | 81           | 11.55%       | 0            |
| <b>STOOKEY TOWNSHIP<br/>TOTALS</b>   | <b>5,280</b>      | <b>363</b>   | <b>6.88%</b> | <b>0</b>     |
| Centreville 1                        | 621               | 0            | 0.00%        | 0            |
| Centreville 3                        | 459               | 0            | 0.00%        | 0            |
| Centreville 5                        | 323               | 0            | 0.00%        | 0            |
| Centreville 6                        | 468               | 88           | 18.80%       | 0            |
| Centreville 7                        | 252               | 0            | 0.00%        | 0            |
| Centreville 10                       | 407               | 1            | 0.25%        | 0            |
| Centreville 11                       | 269               | 0            | 0.00%        | 0            |
| Centreville 12                       | 1,033             | 0            | 0.00%        | 0            |

**General Primary**  
**March 18, 2014**  
 Thomas Holbrook  
 St. Clair County Clerk

**114th Representative District**  
 For Representative In The General Assembly  
 (Vote for ONE)

|                                    | REGISTERED VOTERS | BALLOTS CAST | TURNOUT       | NO CANDIDATE |
|------------------------------------|-------------------|--------------|---------------|--------------|
| Centreville 13                     | 668               | 0            | 0.00%         | 0            |
| Centreville 14                     | 668               | 2            | 0.30%         | 0            |
| Centreville 16                     | 553               | 4            | 0.72%         | 0            |
| Centreville 17                     | 331               | 0            | 0.00%         | 0            |
| Centreville 21                     | 424               | 5            | 1.18%         | 0            |
| Centreville 22                     | 453               | 2            | 0.44%         | 0            |
| Centreville 24                     | 826               | 21           | 2.54%         | 0            |
| Centreville 25                     | 351               | 0            | 0.00%         | 0            |
| Centreville 26                     | 651               | 15           | 2.30%         | 0            |
| Centreville 27                     | 533               | 0            | 0.00%         | 0            |
| <b>CENTREVILLE TOWNSHIP TOTALS</b> | <b>9,290</b>      | <b>138</b>   | <b>1.49%</b>  | <b>0</b>     |
| Canteen 6                          | 294               | 0            | 0.00%         | 0            |
| Canteen 7                          | 445               | 2            | 0.45%         | 0            |
| Canteen 8                          | 263               | 0            | 0.00%         | 0            |
| Canteen 10                         | 376               | 0            | 0.00%         | 0            |
| Canteen 11                         | 146               | 0            | 0.00%         | 0            |
| <b>CANTEEN TOWNSHIP TOTALS</b>     | <b>1,524</b>      | <b>2</b>     | <b>0.13%</b>  | <b>0</b>     |
| Engelmann 1                        | 66                | 0            | 0.00%         | 0            |
| <b>ENGELMANN TOWNSHIP TOTALS</b>   | <b>66</b>         | <b>0</b>     | <b>0.00%</b>  | <b>0</b>     |
| Freeburg 1                         | 1,223             | 126          | 10.30%        | 0            |
| Freeburg 2                         | 1,164             | 121          | 10.40%        | 0            |
| Freeburg 3                         | 1,120             | 121          | 10.80%        | 0            |
| <b>FREEBURG TOWNSHIP TOTALS</b>    | <b>3,507</b>      | <b>368</b>   | <b>10.49%</b> | <b>0</b>     |
| Smithton 1                         | 1,274             | 112          | 8.79%         | 0            |
| Smithton 2                         | 791               | 61           | 7.71%         | 0            |
| Smithton 3                         | 1,044             | 122          | 11.69%        | 0            |
| <b>SMITHTON TOWNSHIP TOTALS</b>    | <b>3,109</b>      | <b>295</b>   | <b>9.49%</b>  | <b>0</b>     |
| Millstadt 1                        | 1,047             | 103          | 9.84%         | 0            |
| Millstadt 2                        | 96                | 0            | 0.00%         | 0            |
| Millstadt 4                        | 848               | 83           | 9.79%         | 0            |
| Millstadt 5                        | 925               | 97           | 10.49%        | 0            |

**General Primary**  
**March 18, 2014**  
 Thomas Holbrook  
 St. Clair County Clerk

**114th Representative District**  
 For Representative In The General Assembly  
 (Vote for ONE)

|                                    | REGISTERED VOTERS | BALLOTS CAST | TURNOUT      | NO CANDIDATE |
|------------------------------------|-------------------|--------------|--------------|--------------|
| <b>MILLSTADT TOWNSHIP TOTALS</b>   | <b>2,916</b>      | <b>283</b>   | <b>9.71%</b> | <b>0</b>     |
| <b>ST. CLAIR TOTALS</b>            | <b>50,625</b>     | <b>2,786</b> | <b>5.50%</b> | <b>0</b>     |
| Precinct 01                        | 1,382             | 2            | 0.14%        | 0            |
| Precinct 02                        | 828               | 0            | 0.00%        | 0            |
| Precinct 03                        | 704               | 3            | 0.43%        | 0            |
| Precinct 04                        | 893               | 1            | 0.11%        | 0            |
| Precinct 05                        | 737               | 2            | 0.27%        | 0            |
| Precinct 06                        | 559               | 3            | 0.54%        | 0            |
| Precinct 07                        | 496               | 1            | 0.20%        | 0            |
| Precinct 08                        | 505               | 0            | 0.00%        | 0            |
| Precinct 09                        | 668               | 1            | 0.15%        | 0            |
| Precinct 10                        | 625               | 0            | 0.00%        | 0            |
| Precinct 11                        | 728               | 4            | 0.55%        | 0            |
| Precinct 12                        | 1,029             | 2            | 0.19%        | 0            |
| Precinct 13                        | 1,143             | 0            | 0.00%        | 0            |
| Precinct 14                        | 796               | 1            | 0.13%        | 0            |
| Precinct 15                        | 803               | 2            | 0.25%        | 0            |
| Precinct 16                        | 765               | 2            | 0.26%        | 0            |
| Precinct 17                        | 934               | 1            | 0.11%        | 0            |
| Precinct 18                        | 467               | 1            | 0.21%        | 0            |
| Precinct 19                        | 737               | 2            | 0.27%        | 0            |
| Precinct 20                        | 797               | 5            | 0.63%        | 0            |
| Precinct 21                        | 824               | 1            | 0.12%        | 0            |
| Precinct 22                        | 427               | 0            | 0.00%        | 0            |
| Precinct 23                        | 885               | 6            | 0.68%        | 0            |
| Precinct 24                        | 416               | 5            | 1.20%        | 0            |
| Precinct 25                        | 830               | 1            | 0.12%        | 0            |
| <b>CITY OF E. ST. LOUIS TOTALS</b> | <b>18,978</b>     | <b>46</b>    | <b>0.24%</b> | <b>0</b>     |
| <b>TOTALS</b>                      | <b>69,603</b>     | <b>2,832</b> | <b>4.07%</b> | <b>0</b>     |

**CANVASS OF VOTES**  
**in St. Clair County, Illinois at the General Primary on Tuesday, March 18, 2014**


---

STATE OF ILLINOIS  
COUNTY OF ST. CLAIR

**114th Representative District**

I, Thomas Holbrook, St. Clair County Clerk, do hereby certify that the above is a correct copy of the Canvass of votes cast at the General Primary held in St. Clair County on Tuesday, March 18, 2014. This canvass was made by the County Canvassing Board of St. Clair County and is now on file in my office.

Dated: Tuesday, April 8, 2014



---

Thomas Holbrook, St. Clair County Clerk



General Primary  
March 18, 2014  
Official Republican Canvass  
St. Clair County, Illinois



116th Representative District

Dated: Tuesday, April 8, 2014

Issued by:

A handwritten signature in black ink that reads "Thomas Holbrook". The signature is written in a cursive style with a large, sweeping initial "T".

Thomas Holbrook  
St. Clair County Clerk

**General Primary**  
**March 18, 2014**  
 Thomas Holbrook  
 St. Clair County Clerk

**116th Representative District**  
 For Representative In The General Assembly  
 (Vote for ONE)

|                                     | REGISTERED VOTERS | BALLOTS CAST | TURNOUT       | NO CANDIDATE |
|-------------------------------------|-------------------|--------------|---------------|--------------|
| Centreville 2                       | 492               | 2            | 0.41%         | 0            |
| Centreville 8                       | 455               | 13           | 2.86%         | 0            |
| Centreville 9                       | 631               | 9            | 1.43%         | 0            |
| Centreville 13                      | 199               | 0            | 0.00%         | 0            |
| Centreville 15                      | 645               | 16           | 2.48%         | 0            |
| Centreville 18                      | 716               | 12           | 1.68%         | 0            |
| Centreville 19                      | 597               | 13           | 2.18%         | 0            |
| Centreville 20                      | 762               | 14           | 1.84%         | 0            |
| Centreville 23                      | 616               | 13           | 2.11%         | 0            |
| Centreville 25                      | 610               | 0            | 0.00%         | 0            |
| <b>CENTREVILLE TOWNSHIP TOTALS</b>  | <b>5,723</b>      | <b>92</b>    | <b>1.61%</b>  | <b>0</b>     |
| Sugar Loaf 1                        | 1,181             | 97           | 8.21%         | 0            |
| Sugar Loaf 2                        | 675               | 18           | 2.67%         | 0            |
| Sugar Loaf 3                        | 554               | 29           | 5.23%         | 0            |
| Sugar Loaf 4                        | 763               | 29           | 3.80%         | 0            |
| Sugar Loaf 5                        | 822               | 35           | 4.26%         | 0            |
| Sugar Loaf 6                        | 757               | 21           | 2.77%         | 0            |
| <b>SUGAR LOAF TOWNSHIP TOTALS</b>   | <b>4,752</b>      | <b>229</b>   | <b>4.82%</b>  | <b>0</b>     |
| Fayetteville 1                      | 450               | 48           | 10.67%        | 0            |
| Fayetteville 2                      | 709               | 90           | 12.69%        | 0            |
| <b>FAYETTEVILLE TOWNSHIP TOTALS</b> | <b>1,159</b>      | <b>138</b>   | <b>11.91%</b> | <b>0</b>     |
| Marissa 1                           | 495               | 48           | 9.70%         | 0            |
| Marissa 2                           | 551               | 53           | 9.62%         | 0            |
| Marissa 3                           | 572               | 67           | 11.71%        | 0            |
| <b>MARISSA TOWNSHIP TOTALS</b>      | <b>1,618</b>      | <b>168</b>   | <b>10.38%</b> | <b>0</b>     |
| New Athens 1                        | 871               | 56           | 6.43%         | 0            |
| New Athens 2                        | 862               | 119          | 13.81%        | 0            |
| <b>NEW ATHENS TOWNSHIP TOTALS</b>   | <b>1,733</b>      | <b>175</b>   | <b>10.10%</b> | <b>0</b>     |
| Lenzburg 1                          | 672               | 60           | 8.93%         | 0            |
| <b>LENZBURG TOWNSHIP TOTALS</b>     | <b>672</b>        | <b>60</b>    | <b>8.93%</b>  | <b>0</b>     |
| Prairie Du Long 1                   | 799               | 116          | 14.52%        | 0            |

**General Primary**  
**March 18, 2014**  
 Thomas Holbrook  
 St. Clair County Clerk

**116th Representative District**  
 For Representative In The General Assembly  
 (Vote for ONE)

|  | REGISTERED VOTERS | BALLOTS CAST | TURNOUT       | NO CANDIDATE |
|--|-------------------|--------------|---------------|--------------|
| Prairie Du Long 2                          | 962               | 139          | 14.45%        | 0            |
| <b>PRAIRIE DU LONG<br/>TOWNSHIP TOTALS</b> | <b>1,761</b>      | <b>255</b>   | <b>14.48%</b> | <b>0</b>     |
| Millstadt 2                                | 1,308             | 0            | 0.00%         | 0            |
| Millstadt 3                                | 559               | 46           | 8.23%         | 0            |
| <b>MILLSTADT TOWNSHIP<br/>TOTALS</b>       | <b>1,867</b>      | <b>46</b>    | <b>2.46%</b>  | <b>0</b>     |
| <b>ST. CLAIR TOTALS</b>                    | <b>19,285</b>     | <b>1,163</b> | <b>6.03%</b>  | <b>0</b>     |
| <b>TOTALS</b>                              | <b>19,285</b>     | <b>1,163</b> | <b>6.03%</b>  | <b>0</b>     |

**CANVASS OF VOTES**  
**in St. Clair County, Illinois at the General Primary on Tuesday, March 18, 2014**


---

STATE OF ILLINOIS  
COUNTY OF ST. CLAIR

**116th Representative District**

I, Thomas Holbrook, St. Clair County Clerk, do hereby certify that the above is a correct copy of the Canvass of votes cast at the General Primary held in St. Clair County on Tuesday, March 18, 2014. This canvass was made by the County Canvassing Board of St. Clair County and is now on file in my office.

Dated: Tuesday, April 8, 2014



---

Thomas Holbrook, St. Clair County Clerk

General Primary  
March 18, 2014  
Official Republican Canvass  
St. Clair County, Illinois



St. Clair County

Dated: Tuesday, April 8, 2014

Issued by:

A handwritten signature in black ink that reads "Thomas Holbrook". The signature is written in a cursive style with a large, sweeping initial "T".

Thomas Holbrook  
St. Clair County Clerk

**General Primary**  
**March 18, 2014**  
Thomas Holbrook  
St. Clair County Clerk

**St. Clair County**  
For County Clerk  
(Vote for ONE)

|               | REGISTERED VOTERS | BALLOTS CAST | TURNOUT | NO CANDIDATE |
|---------------|-------------------|--------------|---------|--------------|
| Belleville 1  | 566               | 36           | 6.36%   | 0            |
| Belleville 2  | 1,103             | 53           | 4.81%   | 0            |
| Belleville 3  | 822               | 57           | 6.93%   | 0            |
| Belleville 4  | 730               | 53           | 7.26%   | 0            |
| Belleville 5  | 798               | 43           | 5.39%   | 0            |
| Belleville 6  | 734               | 31           | 4.22%   | 0            |
| Belleville 7  | 753               | 44           | 5.84%   | 0            |
| Belleville 8  | 596               | 57           | 9.56%   | 0            |
| Belleville 9  | 566               | 46           | 8.13%   | 0            |
| Belleville 10 | 586               | 24           | 4.10%   | 0            |
| Belleville 11 | 576               | 42           | 7.29%   | 0            |
| Belleville 12 | 745               | 41           | 5.50%   | 0            |
| Belleville 13 | 914               | 35           | 3.83%   | 0            |
| Belleville 14 | 881               | 76           | 8.63%   | 0            |
| Belleville 15 | 639               | 21           | 3.29%   | 0            |
| Belleville 16 | 782               | 43           | 5.50%   | 0            |
| Belleville 17 | 646               | 36           | 5.57%   | 0            |
| Belleville 18 | 616               | 34           | 5.52%   | 0            |
| Belleville 19 | 689               | 40           | 5.81%   | 0            |
| Belleville 20 | 754               | 41           | 5.44%   | 0            |
| Belleville 21 | 708               | 32           | 4.52%   | 0            |
| Belleville 22 | 1,185             | 83           | 7.00%   | 0            |
| Belleville 23 | 783               | 55           | 7.02%   | 0            |
| Belleville 24 | 899               | 99           | 11.01%  | 0            |
| Belleville 25 | 692               | 61           | 8.82%   | 0            |
| Belleville 26 | 1,263             | 46           | 3.64%   | 0            |
| Belleville 27 | 594               | 62           | 10.44%  | 0            |
| Belleville 28 | 668               | 73           | 10.93%  | 0            |
| Belleville 29 | 612               | 44           | 7.19%   | 0            |
| Belleville 30 | 523               | 21           | 4.02%   | 0            |
| Belleville 31 | 873               | 78           | 8.93%   | 0            |
| Belleville 32 | 790               | 80           | 10.13%  | 0            |
| Belleville 33 | 718               | 49           | 6.82%   | 0            |
| Belleville 34 | 319               | 16           | 5.02%   | 0            |
| Belleville 35 | 1,067             | 153          | 14.34%  | 0            |

**General Primary**  
**March 18, 2014**  
 Thomas Holbrook  
 St. Clair County Clerk

**St. Clair County**  
 For County Clerk  
 (Vote for ONE)

|                                      | REGISTERED VOTERS | BALLOTS CAST | TURNOUT       | NO CANDIDATE |
|--------------------------------------|-------------------|--------------|---------------|--------------|
| <b>BELLEVILLE TOWNSHIP TOTALS</b>    | <b>26,190</b>     | <b>1,805</b> | <b>6.89%</b>  | <b>0</b>     |
| Mascoutah 1                          | 1,077             | 116          | 10.77%        | 0            |
| Mascoutah 2                          | 1,391             | 149          | 10.71%        | 0            |
| Mascoutah 3                          | 1,501             | 166          | 11.06%        | 0            |
| Mascoutah 4                          | 1,183             | 115          | 9.72%         | 0            |
| <b>MASCOUTAH TOWNSHIP TOTALS</b>     | <b>5,152</b>      | <b>546</b>   | <b>10.60%</b> | <b>0</b>     |
| Lebanon 1                            | 1,399             | 153          | 10.94%        | 0            |
| Lebanon 2                            | 677               | 54           | 7.98%         | 0            |
| Lebanon 3                            | 534               | 48           | 8.99%         | 0            |
| <b>LEBANON TOWNSHIP TOTALS</b>       | <b>2,610</b>      | <b>255</b>   | <b>9.77%</b>  | <b>0</b>     |
| Shiloh Valley 1                      | 1,433             | 132          | 9.21%         | 0            |
| Shiloh Valley 2                      | 820               | 23           | 2.80%         | 0            |
| Shiloh Valley 3                      | 561               | 40           | 7.13%         | 0            |
| Shiloh Valley 4                      | 592               | 62           | 10.47%        | 0            |
| Shiloh Valley 5                      | 1,481             | 117          | 7.90%         | 0            |
| <b>SHILOH VALLEY TOWNSHIP TOTALS</b> | <b>4,887</b>      | <b>374</b>   | <b>7.65%</b>  | <b>0</b>     |
| O Fallon 1                           | 969               | 74           | 7.64%         | 0            |
| O Fallon 2                           | 959               | 55           | 5.74%         | 0            |
| O Fallon 3                           | 640               | 59           | 9.22%         | 0            |
| O Fallon 4                           | 509               | 81           | 15.91%        | 0            |
| O Fallon 5                           | 1,020             | 112          | 10.98%        | 0            |
| O Fallon 6                           | 792               | 78           | 9.85%         | 0            |
| O Fallon 7                           | 1,053             | 187          | 17.76%        | 0            |
| O Fallon 8                           | 1,378             | 209          | 15.17%        | 0            |
| O Fallon 9                           | 929               | 113          | 12.16%        | 0            |
| O Fallon 10                          | 957               | 63           | 6.58%         | 0            |
| O Fallon 11                          | 950               | 141          | 14.84%        | 0            |
| O Fallon 12                          | 1,140             | 125          | 10.96%        | 0            |
| O Fallon 13                          | 1,108             | 62           | 5.60%         | 0            |
| O Fallon 14                          | 805               | 81           | 10.06%        | 0            |
| O Fallon 15                          | 1,081             | 137          | 12.67%        | 0            |
| O Fallon 16                          | 1,013             | 112          | 11.06%        | 0            |

**General Primary**  
**March 18, 2014**  
 Thomas Holbrook  
 St. Clair County Clerk

**St. Clair County**  
 For County Clerk  
 (Vote for ONE)

|                                     | REGISTERED VOTERS | BALLOTS CAST | TURNOUT       | NO CANDIDATE |
|-------------------------------------|-------------------|--------------|---------------|--------------|
| O Fallon 17                         | 753               | 75           | 9.96%         | 0            |
| O Fallon 18                         | 579               | 56           | 9.67%         | 0            |
| <b>O'FALLON TOWNSHIP<br/>TOTALS</b> | <b>16,635</b>     | <b>1,820</b> | <b>10.94%</b> | <b>0</b>     |
| St Clair 1                          | 548               | 22           | 4.01%         | 0            |
| St Clair 2                          | 690               | 58           | 8.41%         | 0            |
| St Clair 3                          | 641               | 44           | 6.86%         | 0            |
| St Clair 4                          | 356               | 30           | 8.43%         | 0            |
| St Clair 5                          | 614               | 45           | 7.33%         | 0            |
| St Clair 6                          | 671               | 79           | 11.77%        | 0            |
| St Clair 7                          | 469               | 47           | 10.02%        | 0            |
| St Clair 8                          | 1,026             | 111          | 10.82%        | 0            |
| St Clair 9                          | 897               | 78           | 8.70%         | 0            |
| St Clair 10                         | 441               | 44           | 9.98%         | 0            |
| St Clair 11                         | 516               | 41           | 7.95%         | 0            |
| St Clair 12                         | 1,030             | 66           | 6.41%         | 0            |
| St Clair 13                         | 741               | 86           | 11.61%        | 0            |
| St Clair 14                         | 662               | 31           | 4.68%         | 0            |
| St Clair 15                         | 1,114             | 92           | 8.26%         | 0            |
| St Clair 16                         | 962               | 26           | 2.70%         | 0            |
| St Clair 17                         | 405               | 16           | 3.95%         | 0            |
| St Clair 18                         | 595               | 50           | 8.40%         | 0            |
| St Clair 19                         | 548               | 65           | 11.86%        | 0            |
| St Clair 20                         | 729               | 64           | 8.78%         | 0            |
| St Clair 21                         | 613               | 80           | 13.05%        | 0            |
| St Clair 22                         | 486               | 26           | 5.35%         | 0            |
| St Clair 23                         | 1,027             | 74           | 7.21%         | 0            |
| St Clair 24                         | 643               | 85           | 13.22%        | 0            |
| St Clair 25                         | 1,063             | 58           | 5.46%         | 0            |
| St Clair 26                         | 796               | 51           | 6.41%         | 0            |
| St Clair 27                         | 805               | 72           | 8.94%         | 0            |
| St Clair 28                         | 875               | 112          | 12.80%        | 0            |
| St Clair 29                         | 788               | 42           | 5.33%         | 0            |
| St Clair 30                         | 675               | 97           | 14.37%        | 0            |
| St Clair 31                         | 754               | 65           | 8.62%         | 0            |



**General Primary**  
**March 18, 2014**  
 Thomas Holbrook  
 St. Clair County Clerk

**St. Clair County**  
 For County Clerk  
 (Vote for ONE)

|                                   | REGISTERED VOTERS | BALLOTS CAST | TURNOUT      | NO CANDIDATE |
|-----------------------------------|-------------------|--------------|--------------|--------------|
| St Clair 32                       | 530               | 66           | 12.45%       | 0            |
| St Clair 33                       | 750               | 21           | 2.80%        | 0            |
| <b>ST. CLAIR TOWNSHIP TOTALS</b>  | <b>23,460</b>     | <b>1,944</b> | <b>8.29%</b> | <b>0</b>     |
| Caseyville 1                      | 951               | 48           | 5.05%        | 0            |
| Caseyville 2                      | 1,063             | 77           | 7.24%        | 0            |
| Caseyville 3                      | 656               | 87           | 13.26%       | 0            |
| Caseyville 4                      | 732               | 123          | 16.80%       | 0            |
| Caseyville 5                      | 1,518             | 100          | 6.59%        | 0            |
| Caseyville 6                      | 552               | 30           | 5.43%        | 0            |
| Caseyville 7                      | 643               | 43           | 6.69%        | 0            |
| Caseyville 8                      | 828               | 172          | 20.77%       | 0            |
| Caseyville 9                      | 1,019             | 84           | 8.24%        | 0            |
| Caseyville 10                     | 536               | 38           | 7.09%        | 0            |
| Caseyville 11                     | 639               | 85           | 13.30%       | 0            |
| Caseyville 12                     | 1,549             | 126          | 8.13%        | 0            |
| Caseyville 13                     | 796               | 84           | 10.55%       | 0            |
| Caseyville 14                     | 603               | 97           | 16.09%       | 0            |
| Caseyville 15                     | 464               | 47           | 10.13%       | 0            |
| Caseyville 16                     | 393               | 23           | 5.85%        | 0            |
| Caseyville 17                     | 308               | 16           | 5.19%        | 0            |
| Caseyville 18                     | 450               | 21           | 4.67%        | 0            |
| Caseyville 19                     | 522               | 102          | 19.54%       | 0            |
| Caseyville 20                     | 487               | 68           | 13.96%       | 0            |
| Caseyville 21                     | 732               | 75           | 10.25%       | 0            |
| Caseyville 22                     | 490               | 42           | 8.57%        | 0            |
| Caseyville 23                     | 908               | 41           | 4.52%        | 0            |
| Caseyville 24                     | 692               | 52           | 7.51%        | 0            |
| Caseyville 25                     | 845               | 33           | 3.91%        | 0            |
| Caseyville 26                     | 1,425             | 69           | 4.84%        | 0            |
| Caseyville 27                     | 1,198             | 83           | 6.93%        | 0            |
| <b>CASEYVILLE TOWNSHIP TOTALS</b> | <b>20,999</b>     | <b>1,866</b> | <b>8.89%</b> | <b>0</b>     |
| Stookey 1                         | 1,555             | 192          | 12.35%       | 0            |
| Stookey 2                         | 801               | 110          | 13.73%       | 0            |
| Stookey 3                         | 464               | 40           | 8.62%        | 0            |

**General Primary**  
**March 18, 2014**  
 Thomas Holbrook  
 St. Clair County Clerk

**St. Clair County**  
 For County Clerk  
 (Vote for ONE)

|                                | REGISTERED VOTERS | BALLOTS CAST | TURNOUT       | NO CANDIDATE |
|--------------------------------|-------------------|--------------|---------------|--------------|
| Stookey 4                      | 617               | 74           | 11.99%        | 0            |
| Stookey 5                      | 341               | 15           | 4.40%         | 0            |
| Stookey 6                      | 929               | 74           | 7.97%         | 0            |
| Stookey 7                      | 620               | 74           | 11.94%        | 0            |
| Stookey 8                      | 428               | 20           | 4.67%         | 0            |
| Stookey 9                      | 832               | 70           | 8.41%         | 0            |
| Stookey 10                     | 701               | 81           | 11.55%        | 0            |
| <b>STOOKEY TOWNSHIP TOTALS</b> | <b>7,288</b>      | <b>750</b>   | <b>10.29%</b> | <b>0</b>     |
| Centreville 1                  | 621               | 0            | 0.00%         | 0            |
| Centreville 2                  | 492               | 2            | 0.41%         | 0            |
| Centreville 3                  | 459               | 0            | 0.00%         | 0            |
| Centreville 4                  | 762               | 68           | 8.92%         | 0            |
| Centreville 5                  | 323               | 0            | 0.00%         | 0            |
| Centreville 6                  | 468               | 88           | 18.80%        | 0            |
| Centreville 7                  | 252               | 0            | 0.00%         | 0            |
| Centreville 8                  | 455               | 13           | 2.86%         | 0            |
| Centreville 9                  | 631               | 9            | 1.43%         | 0            |
| Centreville 10                 | 407               | 1            | 0.25%         | 0            |
| Centreville 11                 | 269               | 0            | 0.00%         | 0            |
| Centreville 12                 | 1,033             | 0            | 0.00%         | 0            |
| Centreville 13                 | 867               | 23           | 2.65%         | 0            |
| Centreville 14                 | 668               | 2            | 0.30%         | 0            |
| Centreville 15                 | 645               | 16           | 2.48%         | 0            |
| Centreville 16                 | 553               | 4            | 0.72%         | 0            |
| Centreville 17                 | 335               | 0            | 0.00%         | 0            |
| Centreville 18                 | 716               | 12           | 1.68%         | 0            |
| Centreville 19                 | 597               | 13           | 2.18%         | 0            |
| Centreville 20                 | 762               | 14           | 1.84%         | 0            |
| Centreville 21                 | 424               | 5            | 1.18%         | 0            |
| Centreville 22                 | 453               | 2            | 0.44%         | 0            |
| Centreville 23                 | 616               | 13           | 2.11%         | 0            |
| Centreville 24                 | 826               | 21           | 2.54%         | 0            |
| Centreville 25                 | 961               | 22           | 2.29%         | 0            |
| Centreville 26                 | 651               | 15           | 2.30%         | 0            |

**General Primary**  
**March 18, 2014**  
 Thomas Holbrook  
 St. Clair County Clerk

**St. Clair County**  
 For County Clerk  
 (Vote for ONE)

|                                     | REGISTERED VOTERS | BALLOTS CAST | TURNOUT       | NO CANDIDATE |
|-------------------------------------|-------------------|--------------|---------------|--------------|
| Centreville 27                      | 533               | 0            | 0.00%         | 0            |
| <b>CENTREVILLE TOWNSHIP TOTALS</b>  | <b>15,779</b>     | <b>343</b>   | <b>2.17%</b>  | <b>0</b>     |
| Canteen 1                           | 607               | 6            | 0.99%         | 0            |
| Canteen 2                           | 618               | 24           | 3.88%         | 0            |
| Canteen 3                           | 171               | 0            | 0.00%         | 0            |
| Canteen 4                           | 234               | 4            | 1.71%         | 0            |
| Canteen 5                           | 343               | 1            | 0.29%         | 0            |
| Canteen 6                           | 294               | 0            | 0.00%         | 0            |
| Canteen 7                           | 445               | 2            | 0.45%         | 0            |
| Canteen 8                           | 263               | 0            | 0.00%         | 0            |
| Canteen 9                           | 452               | 10           | 2.21%         | 0            |
| Canteen 10                          | 376               | 0            | 0.00%         | 0            |
| Canteen 11                          | 146               | 0            | 0.00%         | 0            |
| Canteen 12                          | 416               | 10           | 2.40%         | 0            |
| Canteen 13                          | 496               | 26           | 5.24%         | 0            |
| Canteen 14                          | 184               | 4            | 2.17%         | 0            |
| <b>CANTEEN TOWNSHIP TOTALS</b>      | <b>5,045</b>      | <b>87</b>    | <b>1.72%</b>  | <b>0</b>     |
| Sugar Loaf 1                        | 1,181             | 97           | 8.21%         | 0            |
| Sugar Loaf 2                        | 675               | 18           | 2.67%         | 0            |
| Sugar Loaf 3                        | 554               | 29           | 5.23%         | 0            |
| Sugar Loaf 4                        | 763               | 29           | 3.80%         | 0            |
| Sugar Loaf 5                        | 822               | 35           | 4.26%         | 0            |
| Sugar Loaf 6                        | 757               | 21           | 2.77%         | 0            |
| <b>SUGAR LOAF TOWNSHIP TOTALS</b>   | <b>4,752</b>      | <b>229</b>   | <b>4.82%</b>  | <b>0</b>     |
| Stites 1                            | 499               | 0            | 0.00%         | 0            |
| <b>STITES TOWNSHIP TOTALS</b>       | <b>499</b>        | <b>0</b>     | <b>0.00%</b>  | <b>0</b>     |
| Engelmann 1                         | 546               | 100          | 18.32%        | 0            |
| <b>ENGELMANN TOWNSHIP TOTALS</b>    | <b>546</b>        | <b>100</b>   | <b>18.32%</b> | <b>0</b>     |
| Fayetteville 1                      | 450               | 48           | 10.67%        | 0            |
| Fayetteville 2                      | 709               | 90           | 12.69%        | 0            |
| <b>FAYETTEVILLE TOWNSHIP TOTALS</b> | <b>1,159</b>      | <b>138</b>   | <b>11.91%</b> | <b>0</b>     |

General Primary  
 March 18, 2014  
 Thomas Holbrook  
 St. Clair County Clerk

St. Clair County  
 For County Clerk  
 (Vote for ONE)

|  | REGISTERED VOTERS | BALLOTS CAST  | TURNOUT       | NO CANDIDATE |
|--|-------------------|---------------|---------------|--------------|
| Marissa 1                              | 495               | 48            | 9.70%         | 0            |
| Marissa 2                              | 551               | 53            | 9.62%         | 0            |
| Marissa 3                              | 572               | 67            | 11.71%        | 0            |
| <b>MARISSA TOWNSHIP TOTALS</b>         | <b>1,618</b>      | <b>168</b>    | <b>10.38%</b> | <b>0</b>     |
| Freeburg 1                             | 1,223             | 126           | 10.30%        | 0            |
| Freeburg 2                             | 1,164             | 121           | 10.40%        | 0            |
| Freeburg 3                             | 1,120             | 121           | 10.80%        | 0            |
| <b>FREEBURG TOWNSHIP TOTALS</b>        | <b>3,507</b>      | <b>368</b>    | <b>10.49%</b> | <b>0</b>     |
| New Athens 1                           | 871               | 56            | 6.43%         | 0            |
| New Athens 2                           | 862               | 119           | 13.81%        | 0            |
| <b>NEW ATHENS TOWNSHIP TOTALS</b>      | <b>1,733</b>      | <b>175</b>    | <b>10.10%</b> | <b>0</b>     |
| Lenzburg 1                             | 672               | 60            | 8.93%         | 0            |
| <b>LENZBURG TOWNSHIP TOTALS</b>        | <b>672</b>        | <b>60</b>     | <b>8.93%</b>  | <b>0</b>     |
| Prairie Du Long 1                      | 799               | 116           | 14.52%        | 0            |
| Prairie Du Long 2                      | 962               | 139           | 14.45%        | 0            |
| <b>PRAIRIE DU LONG TOWNSHIP TOTALS</b> | <b>1,761</b>      | <b>255</b>    | <b>14.48%</b> | <b>0</b>     |
| Smithton 1                             | 1,274             | 112           | 8.79%         | 0            |
| Smithton 2                             | 791               | 61            | 7.71%         | 0            |
| Smithton 3                             | 1,044             | 122           | 11.69%        | 0            |
| <b>SMITHTON TOWNSHIP TOTALS</b>        | <b>3,109</b>      | <b>295</b>    | <b>9.49%</b>  | <b>0</b>     |
| Millstadt 1                            | 1,047             | 103           | 9.84%         | 0            |
| Millstadt 2                            | 1,404             | 147           | 10.47%        | 0            |
| Millstadt 3                            | 559               | 46            | 8.23%         | 0            |
| Millstadt 4                            | 848               | 83            | 9.79%         | 0            |
| Millstadt 5                            | 925               | 97            | 10.49%        | 0            |
| <b>MILLSTADT TOWNSHIP TOTALS</b>       | <b>4,783</b>      | <b>476</b>    | <b>9.95%</b>  | <b>0</b>     |
| <b>ST. CLAIR TOTALS</b>                | <b>152,184</b>    | <b>12,054</b> | <b>7.92%</b>  | <b>0</b>     |
| Precinct 01                            | 1,382             | 2             | 0.14%         | 0            |
| Precinct 02                            | 828               | 0             | 0.00%         | 0            |
| Precinct 03                            | 704               | 3             | 0.43%         | 0            |

**General Primary**  
**March 18, 2014**  
 Thomas Holbrook  
 St. Clair County Clerk

**St. Clair County**  
 For County Clerk  
 (Vote for ONE)

|                             | REGISTERED VOTERS | BALLOTS CAST  | TURNOUT      | NO CANDIDATE |
|-----------------------------|-------------------|---------------|--------------|--------------|
| Precinct 04                 | 893               | 1             | 0.11%        | 0            |
| Precinct 05                 | 737               | 2             | 0.27%        | 0            |
| Precinct 06                 | 559               | 3             | 0.54%        | 0            |
| Precinct 07                 | 496               | 1             | 0.20%        | 0            |
| Precinct 08                 | 505               | 0             | 0.00%        | 0            |
| Precinct 09                 | 668               | 1             | 0.15%        | 0            |
| Precinct 10                 | 625               | 0             | 0.00%        | 0            |
| Precinct 11                 | 728               | 4             | 0.55%        | 0            |
| Precinct 12                 | 1,029             | 2             | 0.19%        | 0            |
| Precinct 13                 | 1,143             | 0             | 0.00%        | 0            |
| Precinct 14                 | 796               | 1             | 0.13%        | 0            |
| Precinct 15                 | 803               | 2             | 0.25%        | 0            |
| Precinct 16                 | 765               | 2             | 0.26%        | 0            |
| Precinct 17                 | 934               | 1             | 0.11%        | 0            |
| Precinct 18                 | 467               | 1             | 0.21%        | 0            |
| Precinct 19                 | 737               | 2             | 0.27%        | 0            |
| Precinct 20                 | 797               | 5             | 0.63%        | 0            |
| Precinct 21                 | 824               | 1             | 0.12%        | 0            |
| Precinct 22                 | 427               | 0             | 0.00%        | 0            |
| Precinct 23                 | 885               | 6             | 0.68%        | 0            |
| Precinct 24                 | 416               | 5             | 1.20%        | 0            |
| Precinct 25                 | 830               | 1             | 0.12%        | 0            |
| <b>CITY OF E. ST. LOUIS</b> | <b>18,978</b>     | <b>46</b>     | <b>0.24%</b> | <b>0</b>     |
| <b>TOTALS</b>               |                   |               |              |              |
| <b>TOTALS</b>               | <b>171,162</b>    | <b>12,100</b> | <b>7.07%</b> | <b>0</b>     |

**General Primary**  
**March 18, 2014**  
 Thomas Holbrook  
 St. Clair County Clerk

**St. Clair County**  
 For County Treasurer  
 (Vote for ONE)

|               | REGISTERED VOTERS | BALLOTS CAST | TURNOUT | RODGER COOK |
|---------------|-------------------|--------------|---------|-------------|
| Belleville 1  | 566               | 36           | 6.36%   | 26          |
| Belleville 2  | 1,103             | 53           | 4.81%   | 40          |
| Belleville 3  | 822               | 57           | 6.93%   | 48          |
| Belleville 4  | 730               | 53           | 7.26%   | 41          |
| Belleville 5  | 798               | 43           | 5.39%   | 35          |
| Belleville 6  | 734               | 31           | 4.22%   | 26          |
| Belleville 7  | 753               | 44           | 5.84%   | 34          |
| Belleville 8  | 596               | 57           | 9.56%   | 35          |
| Belleville 9  | 566               | 46           | 8.13%   | 36          |
| Belleville 10 | 586               | 24           | 4.10%   | 20          |
| Belleville 11 | 576               | 42           | 7.29%   | 34          |
| Belleville 12 | 745               | 41           | 5.50%   | 34          |
| Belleville 13 | 914               | 35           | 3.83%   | 25          |
| Belleville 14 | 881               | 76           | 8.63%   | 62          |
| Belleville 15 | 639               | 21           | 3.29%   | 20          |
| Belleville 16 | 782               | 43           | 5.50%   | 35          |
| Belleville 17 | 646               | 36           | 5.57%   | 31          |
| Belleville 18 | 616               | 34           | 5.52%   | 27          |
| Belleville 19 | 689               | 40           | 5.81%   | 29          |
| Belleville 20 | 754               | 41           | 5.44%   | 29          |
| Belleville 21 | 708               | 32           | 4.52%   | 22          |
| Belleville 22 | 1,185             | 83           | 7.00%   | 59          |
| Belleville 23 | 783               | 55           | 7.02%   | 40          |
| Belleville 24 | 899               | 99           | 11.01%  | 75          |
| Belleville 25 | 692               | 61           | 8.82%   | 49          |
| Belleville 26 | 1,263             | 46           | 3.64%   | 39          |
| Belleville 27 | 594               | 62           | 10.44%  | 50          |
| Belleville 28 | 668               | 73           | 10.93%  | 55          |
| Belleville 29 | 612               | 44           | 7.19%   | 30          |
| Belleville 30 | 523               | 21           | 4.02%   | 11          |
| Belleville 31 | 873               | 78           | 8.93%   | 61          |
| Belleville 32 | 790               | 80           | 10.13%  | 54          |
| Belleville 33 | 718               | 49           | 6.82%   | 36          |
| Belleville 34 | 319               | 16           | 5.02%   | 13          |
| Belleville 35 | 1,067             | 153          | 14.34%  | 110         |

**General Primary**  
**March 18, 2014**  
 Thomas Holbrook  
 St. Clair County Clerk

**St. Clair County**  
 For County Treasurer  
 (Vote for ONE)

|                                      | REGISTERED VOTERS | BALLOTS CAST | TURNOUT       | RODGER COOK  |
|--------------------------------------|-------------------|--------------|---------------|--------------|
| <b>BELLEVILLE TOWNSHIP TOTALS</b>    | <b>26,190</b>     | <b>1,805</b> | <b>6.89%</b>  | <b>1,371</b> |
| Mascoutah 1                          | 1,077             | 116          | 10.77%        | 90           |
| Mascoutah 2                          | 1,391             | 149          | 10.71%        | 113          |
| Mascoutah 3                          | 1,501             | 166          | 11.06%        | 127          |
| Mascoutah 4                          | 1,183             | 115          | 9.72%         | 86           |
| <b>MASCOUTAH TOWNSHIP TOTALS</b>     | <b>5,152</b>      | <b>546</b>   | <b>10.60%</b> | <b>416</b>   |
| Lebanon 1                            | 1,399             | 153          | 10.94%        | 120          |
| Lebanon 2                            | 677               | 54           | 7.98%         | 39           |
| Lebanon 3                            | 534               | 48           | 8.99%         | 39           |
| <b>LEBANON TOWNSHIP TOTALS</b>       | <b>2,610</b>      | <b>255</b>   | <b>9.77%</b>  | <b>198</b>   |
| Shiloh Valley 1                      | 1,433             | 132          | 9.21%         | 98           |
| Shiloh Valley 2                      | 820               | 23           | 2.80%         | 12           |
| Shiloh Valley 3                      | 561               | 40           | 7.13%         | 32           |
| Shiloh Valley 4                      | 592               | 62           | 10.47%        | 51           |
| Shiloh Valley 5                      | 1,481             | 117          | 7.90%         | 94           |
| <b>SHILOH VALLEY TOWNSHIP TOTALS</b> | <b>4,887</b>      | <b>374</b>   | <b>7.65%</b>  | <b>287</b>   |
| O Fallon 1                           | 969               | 74           | 7.64%         | 54           |
| O Fallon 2                           | 959               | 55           | 5.74%         | 33           |
| O Fallon 3                           | 640               | 59           | 9.22%         | 40           |
| O Fallon 4                           | 509               | 81           | 15.91%        | 52           |
| O Fallon 5                           | 1,020             | 112          | 10.98%        | 78           |
| O Fallon 6                           | 792               | 78           | 9.85%         | 61           |
| O Fallon 7                           | 1,053             | 187          | 17.76%        | 131          |
| O Fallon 8                           | 1,378             | 209          | 15.17%        | 164          |
| O Fallon 9                           | 929               | 113          | 12.16%        | 69           |
| O Fallon 10                          | 957               | 63           | 6.58%         | 54           |
| O Fallon 11                          | 950               | 141          | 14.84%        | 110          |
| O Fallon 12                          | 1,140             | 125          | 10.96%        | 97           |
| O Fallon 13                          | 1,108             | 62           | 5.60%         | 47           |
| O Fallon 14                          | 805               | 81           | 10.06%        | 63           |
| O Fallon 15                          | 1,081             | 137          | 12.67%        | 99           |
| O Fallon 16                          | 1,013             | 112          | 11.06%        | 81           |

**General Primary**  
**March 18, 2014**  
 Thomas Holbrook  
 St. Clair County Clerk

**St. Clair County**  
 For County Treasurer  
 (Vote for ONE)

|                                     | REGISTERED VOTERS | BALLOTS CAST | TURNOUT       | RODGER COOK  |
|-------------------------------------|-------------------|--------------|---------------|--------------|
| O Fallon 17                         | 753               | 75           | 9.96%         | 57           |
| O Fallon 18                         | 579               | 56           | 9.67%         | 45           |
| <b>O'FALLON TOWNSHIP<br/>TOTALS</b> | <b>16,635</b>     | <b>1,820</b> | <b>10.94%</b> | <b>1,335</b> |
| St Clair 1                          | 548               | 22           | 4.01%         | 21           |
| St Clair 2                          | 690               | 58           | 8.41%         | 46           |
| St Clair 3                          | 641               | 44           | 6.86%         | 35           |
| St Clair 4                          | 356               | 30           | 8.43%         | 18           |
| St Clair 5                          | 614               | 45           | 7.33%         | 37           |
| St Clair 6                          | 671               | 79           | 11.77%        | 61           |
| St Clair 7                          | 469               | 47           | 10.02%        | 37           |
| St Clair 8                          | 1,026             | 111          | 10.82%        | 81           |
| St Clair 9                          | 897               | 78           | 8.70%         | 62           |
| St Clair 10                         | 441               | 44           | 9.98%         | 33           |
| St Clair 11                         | 516               | 41           | 7.95%         | 28           |
| St Clair 12                         | 1,030             | 66           | 6.41%         | 48           |
| St Clair 13                         | 741               | 86           | 11.61%        | 73           |
| St Clair 14                         | 662               | 31           | 4.68%         | 25           |
| St Clair 15                         | 1,114             | 92           | 8.26%         | 64           |
| St Clair 16                         | 962               | 26           | 2.70%         | 20           |
| St Clair 17                         | 405               | 16           | 3.95%         | 12           |
| St Clair 18                         | 595               | 50           | 8.40%         | 39           |
| St Clair 19                         | 548               | 65           | 11.86%        | 49           |
| St Clair 20                         | 729               | 64           | 8.78%         | 51           |
| St Clair 21                         | 613               | 80           | 13.05%        | 61           |
| St Clair 22                         | 486               | 26           | 5.35%         | 20           |
| St Clair 23                         | 1,027             | 74           | 7.21%         | 54           |
| St Clair 24                         | 643               | 85           | 13.22%        | 66           |
| St Clair 25                         | 1,063             | 58           | 5.46%         | 44           |
| St Clair 26                         | 796               | 51           | 6.41%         | 37           |
| St Clair 27                         | 805               | 72           | 8.94%         | 65           |
| St Clair 28                         | 875               | 112          | 12.80%        | 92           |
| St Clair 29                         | 788               | 42           | 5.33%         | 32           |
| St Clair 30                         | 675               | 97           | 14.37%        | 79           |
| St Clair 31                         | 754               | 65           | 8.62%         | 48           |



**General Primary**  
**March 18, 2014**  
 Thomas Holbrook  
 St. Clair County Clerk

**St. Clair County**  
 For County Treasurer  
 (Vote for ONE)

|                                   | REGISTERED VOTERS | BALLOTS CAST | TURNOUT      | RODGER COOK  |
|-----------------------------------|-------------------|--------------|--------------|--------------|
| St Clair 32                       | 530               | 66           | 12.45%       | 44           |
| St Clair 33                       | 750               | 21           | 2.80%        | 15           |
| <b>ST. CLAIR TOWNSHIP TOTALS</b>  | <b>23,460</b>     | <b>1,944</b> | <b>8.29%</b> | <b>1,497</b> |
| Caseyville 1                      | 951               | 48           | 5.05%        | 41           |
| Caseyville 2                      | 1,063             | 77           | 7.24%        | 64           |
| Caseyville 3                      | 656               | 87           | 13.26%       | 70           |
| Caseyville 4                      | 732               | 123          | 16.80%       | 100          |
| Caseyville 5                      | 1,518             | 100          | 6.59%        | 74           |
| Caseyville 6                      | 552               | 30           | 5.43%        | 20           |
| Caseyville 7                      | 643               | 43           | 6.69%        | 32           |
| Caseyville 8                      | 828               | 172          | 20.77%       | 126          |
| Caseyville 9                      | 1,019             | 84           | 8.24%        | 56           |
| Caseyville 10                     | 536               | 38           | 7.09%        | 26           |
| Caseyville 11                     | 639               | 85           | 13.30%       | 65           |
| Caseyville 12                     | 1,549             | 126          | 8.13%        | 90           |
| Caseyville 13                     | 796               | 84           | 10.55%       | 72           |
| Caseyville 14                     | 603               | 97           | 16.09%       | 76           |
| Caseyville 15                     | 464               | 47           | 10.13%       | 33           |
| Caseyville 16                     | 393               | 23           | 5.85%        | 16           |
| Caseyville 17                     | 308               | 16           | 5.19%        | 14           |
| Caseyville 18                     | 450               | 21           | 4.67%        | 15           |
| Caseyville 19                     | 522               | 102          | 19.54%       | 79           |
| Caseyville 20                     | 487               | 68           | 13.96%       | 53           |
| Caseyville 21                     | 732               | 75           | 10.25%       | 59           |
| Caseyville 22                     | 490               | 42           | 8.57%        | 34           |
| Caseyville 23                     | 908               | 41           | 4.52%        | 30           |
| Caseyville 24                     | 692               | 52           | 7.51%        | 41           |
| Caseyville 25                     | 845               | 33           | 3.91%        | 26           |
| Caseyville 26                     | 1,425             | 69           | 4.84%        | 53           |
| Caseyville 27                     | 1,198             | 83           | 6.93%        | 68           |
| <b>CASEYVILLE TOWNSHIP TOTALS</b> | <b>20,999</b>     | <b>1,866</b> | <b>8.89%</b> | <b>1,433</b> |
| Stookey 1                         | 1,555             | 192          | 12.35%       | 137          |
| Stookey 2                         | 801               | 110          | 13.73%       | 83           |
| Stookey 3                         | 464               | 40           | 8.62%        | 34           |

**General Primary**  
**March 18, 2014**  
 Thomas Holbrook  
 St. Clair County Clerk

**St. Clair County**  
 For County Treasurer  
 (Vote for ONE)

|                                | REGISTERED VOTERS | BALLOTS CAST | TURNOUT       | RODGER COOK |
|--------------------------------|-------------------|--------------|---------------|-------------|
| Stookey 4                      | 617               | 74           | 11.99%        | 51          |
| Stookey 5                      | 341               | 15           | 4.40%         | 10          |
| Stookey 6                      | 929               | 74           | 7.97%         | 60          |
| Stookey 7                      | 620               | 74           | 11.94%        | 54          |
| Stookey 8                      | 428               | 20           | 4.67%         | 17          |
| Stookey 9                      | 832               | 70           | 8.41%         | 61          |
| Stookey 10                     | 701               | 81           | 11.55%        | 60          |
| <b>STOOKEY TOWNSHIP TOTALS</b> | <b>7,288</b>      | <b>750</b>   | <b>10.29%</b> | <b>567</b>  |
| Centreville 1                  | 621               | 0            | 0.00%         | 0           |
| Centreville 2                  | 492               | 2            | 0.41%         | 2           |
| Centreville 3                  | 459               | 0            | 0.00%         | 0           |
| Centreville 4                  | 762               | 68           | 8.92%         | 56          |
| Centreville 5                  | 323               | 0            | 0.00%         | 0           |
| Centreville 6                  | 468               | 88           | 18.80%        | 34          |
| Centreville 7                  | 252               | 0            | 0.00%         | 0           |
| Centreville 8                  | 455               | 13           | 2.86%         | 8           |
| Centreville 9                  | 631               | 9            | 1.43%         | 6           |
| Centreville 10                 | 407               | 1            | 0.25%         | 0           |
| Centreville 11                 | 269               | 0            | 0.00%         | 0           |
| Centreville 12                 | 1,033             | 0            | 0.00%         | 0           |
| Centreville 13                 | 867               | 23           | 2.65%         | 20          |
| Centreville 14                 | 668               | 2            | 0.30%         | 0           |
| Centreville 15                 | 645               | 16           | 2.48%         | 12          |
| Centreville 16                 | 553               | 4            | 0.72%         | 3           |
| Centreville 17                 | 335               | 0            | 0.00%         | 0           |
| Centreville 18                 | 716               | 12           | 1.68%         | 9           |
| Centreville 19                 | 597               | 13           | 2.18%         | 7           |
| Centreville 20                 | 762               | 14           | 1.84%         | 11          |
| Centreville 21                 | 424               | 5            | 1.18%         | 4           |
| Centreville 22                 | 453               | 2            | 0.44%         | 1           |
| Centreville 23                 | 616               | 13           | 2.11%         | 12          |
| Centreville 24                 | 826               | 21           | 2.54%         | 19          |
| Centreville 25                 | 961               | 22           | 2.29%         | 18          |
| Centreville 26                 | 651               | 15           | 2.30%         | 11          |

**General Primary**  
**March 18, 2014**  
 Thomas Holbrook  
 St. Clair County Clerk

**St. Clair County**  
 For County Treasurer  
 (Vote for ONE)

|                                     | REGISTERED VOTERS | BALLOTS CAST | TURNOUT       | RODGER COOK |
|-------------------------------------|-------------------|--------------|---------------|-------------|
| Centreville 27                      | 533               | 0            | 0.00%         | 0           |
| <b>CENTREVILLE TOWNSHIP TOTALS</b>  | <b>15,779</b>     | <b>343</b>   | <b>2.17%</b>  | <b>233</b>  |
| Canteen 1                           | 607               | 6            | 0.99%         | 5           |
| Canteen 2                           | 618               | 24           | 3.88%         | 18          |
| Canteen 3                           | 171               | 0            | 0.00%         | 0           |
| Canteen 4                           | 234               | 4            | 1.71%         | 3           |
| Canteen 5                           | 343               | 1            | 0.29%         | 0           |
| Canteen 6                           | 294               | 0            | 0.00%         | 0           |
| Canteen 7                           | 445               | 2            | 0.45%         | 2           |
| Canteen 8                           | 263               | 0            | 0.00%         | 0           |
| Canteen 9                           | 452               | 10           | 2.21%         | 8           |
| Canteen 10                          | 376               | 0            | 0.00%         | 0           |
| Canteen 11                          | 146               | 0            | 0.00%         | 0           |
| Canteen 12                          | 416               | 10           | 2.40%         | 6           |
| Canteen 13                          | 496               | 26           | 5.24%         | 16          |
| Canteen 14                          | 184               | 4            | 2.17%         | 2           |
| <b>CANTEEN TOWNSHIP TOTALS</b>      | <b>5,045</b>      | <b>87</b>    | <b>1.72%</b>  | <b>60</b>   |
| Sugar Loaf 1                        | 1,181             | 97           | 8.21%         | 71          |
| Sugar Loaf 2                        | 675               | 18           | 2.67%         | 11          |
| Sugar Loaf 3                        | 554               | 29           | 5.23%         | 25          |
| Sugar Loaf 4                        | 763               | 29           | 3.80%         | 25          |
| Sugar Loaf 5                        | 822               | 35           | 4.26%         | 19          |
| Sugar Loaf 6                        | 757               | 21           | 2.77%         | 15          |
| <b>SUGAR LOAF TOWNSHIP TOTALS</b>   | <b>4,752</b>      | <b>229</b>   | <b>4.82%</b>  | <b>166</b>  |
| Stites 1                            | 499               | 0            | 0.00%         | 0           |
| <b>STITES TOWNSHIP TOTALS</b>       | <b>499</b>        | <b>0</b>     | <b>0.00%</b>  | <b>0</b>    |
| Engelmann 1                         | 546               | 100          | 18.32%        | 80          |
| <b>ENGELMANN TOWNSHIP TOTALS</b>    | <b>546</b>        | <b>100</b>   | <b>18.32%</b> | <b>80</b>   |
| Fayetteville 1                      | 450               | 48           | 10.67%        | 35          |
| Fayetteville 2                      | 709               | 90           | 12.69%        | 78          |
| <b>FAYETTEVILLE TOWNSHIP TOTALS</b> | <b>1,159</b>      | <b>138</b>   | <b>11.91%</b> | <b>113</b>  |

**General Primary  
March 18, 2014**  
Thomas Holbrook  
St. Clair County Clerk

**St. Clair County**  
For County Treasurer  
(Vote for ONE)

|  | REGISTERED VOTERS | BALLOTS CAST  | TURNOUT       | RODGER COOK  |
|--|-------------------|---------------|---------------|--------------|
| Marissa 1                              | 495               | 48            | 9.70%         | 39           |
| Marissa 2                              | 551               | 53            | 9.62%         | 36           |
| Marissa 3                              | 572               | 67            | 11.71%        | 52           |
| <b>MARISSA TOWNSHIP TOTALS</b>         | <b>1,618</b>      | <b>168</b>    | <b>10.38%</b> | <b>127</b>   |
| Freeburg 1                             | 1,223             | 126           | 10.30%        | 93           |
| Freeburg 2                             | 1,164             | 121           | 10.40%        | 78           |
| Freeburg 3                             | 1,120             | 121           | 10.80%        | 80           |
| <b>FREEBURG TOWNSHIP TOTALS</b>        | <b>3,507</b>      | <b>368</b>    | <b>10.49%</b> | <b>251</b>   |
| New Athens 1                           | 871               | 56            | 6.43%         | 38           |
| New Athens 2                           | 862               | 119           | 13.81%        | 93           |
| <b>NEW ATHENS TOWNSHIP TOTALS</b>      | <b>1,733</b>      | <b>175</b>    | <b>10.10%</b> | <b>131</b>   |
| Lenzburg 1                             | 672               | 60            | 8.93%         | 47           |
| <b>LENZBURG TOWNSHIP TOTALS</b>        | <b>672</b>        | <b>60</b>     | <b>8.93%</b>  | <b>47</b>    |
| Prairie Du Long 1                      | 799               | 116           | 14.52%        | 83           |
| Prairie Du Long 2                      | 962               | 139           | 14.45%        | 101          |
| <b>PRAIRIE DU LONG TOWNSHIP TOTALS</b> | <b>1,761</b>      | <b>255</b>    | <b>14.48%</b> | <b>184</b>   |
| Smithton 1                             | 1,274             | 112           | 8.79%         | 82           |
| Smithton 2                             | 791               | 61            | 7.71%         | 44           |
| Smithton 3                             | 1,044             | 122           | 11.69%        | 94           |
| <b>SMITHTON TOWNSHIP TOTALS</b>        | <b>3,109</b>      | <b>295</b>    | <b>9.49%</b>  | <b>220</b>   |
| Millstadt 1                            | 1,047             | 103           | 9.84%         | 70           |
| Millstadt 2                            | 1,404             | 147           | 10.47%        | 113          |
| Millstadt 3                            | 559               | 46            | 8.23%         | 36           |
| Millstadt 4                            | 848               | 83            | 9.79%         | 64           |
| Millstadt 5                            | 925               | 97            | 10.49%        | 67           |
| <b>MILLSTADT TOWNSHIP TOTALS</b>       | <b>4,783</b>      | <b>476</b>    | <b>9.95%</b>  | <b>350</b>   |
| <b>ST. CLAIR TOTALS</b>                | <b>152,184</b>    | <b>12,054</b> | <b>7.92%</b>  | <b>9,066</b> |
| Precinct 01                            | 1,382             | 2             | 0.14%         | 1            |
| Precinct 02                            | 828               | 0             | 0.00%         | 0            |
| Precinct 03                            | 704               | 3             | 0.43%         | 2            |

**General Primary**  
**March 18, 2014**  
 Thomas Holbrook  
 St. Clair County Clerk

**St. Clair County**  
 For County Treasurer  
 (Vote for ONE)

|                             | REGISTERED VOTERS | BALLOTS CAST  | TURNOUT      | RODGER COOK  |
|-----------------------------|-------------------|---------------|--------------|--------------|
| Precinct 04                 | 893               | 1             | 0.11%        | 1            |
| Precinct 05                 | 737               | 2             | 0.27%        | 2            |
| Precinct 06                 | 559               | 3             | 0.54%        | 3            |
| Precinct 07                 | 496               | 1             | 0.20%        | 1            |
| Precinct 08                 | 505               | 0             | 0.00%        | 0            |
| Precinct 09                 | 668               | 1             | 0.15%        | 1            |
| Precinct 10                 | 625               | 0             | 0.00%        | 0            |
| Precinct 11                 | 728               | 4             | 0.55%        | 3            |
| Precinct 12                 | 1,029             | 2             | 0.19%        | 1            |
| Precinct 13                 | 1,143             | 0             | 0.00%        | 0            |
| Precinct 14                 | 796               | 1             | 0.13%        | 1            |
| Precinct 15                 | 803               | 2             | 0.25%        | 1            |
| Precinct 16                 | 765               | 2             | 0.26%        | 1            |
| Precinct 17                 | 934               | 1             | 0.11%        | 1            |
| Precinct 18                 | 467               | 1             | 0.21%        | 1            |
| Precinct 19                 | 737               | 2             | 0.27%        | 2            |
| Precinct 20                 | 797               | 5             | 0.63%        | 2            |
| Precinct 21                 | 824               | 1             | 0.12%        | 1            |
| Precinct 22                 | 427               | 0             | 0.00%        | 0            |
| Precinct 23                 | 885               | 6             | 0.68%        | 4            |
| Precinct 24                 | 416               | 5             | 1.20%        | 3            |
| Precinct 25                 | 830               | 1             | 0.12%        | 0            |
| <b>CITY OF E. ST. LOUIS</b> | <b>18,978</b>     | <b>46</b>     | <b>0.24%</b> | <b>32</b>    |
| <b>TOTALS</b>               |                   |               |              |              |
| <b>TOTALS</b>               | <b>171,162</b>    | <b>12,100</b> | <b>7.07%</b> | <b>9,098</b> |

**General Primary**  
**March 18, 2014**  
 Thomas Holbrook  
 St. Clair County Clerk

**St. Clair County**  
 For County Sheriff  
 (Vote for ONE)

|               | REGISTERED VOTERS | BALLOTS CAST | TURNOUT | NO CANDIDATE |
|---------------|-------------------|--------------|---------|--------------|
| Belleville 1  | 566               | 36           | 6.36%   | 0            |
| Belleville 2  | 1,103             | 53           | 4.81%   | 0            |
| Belleville 3  | 822               | 57           | 6.93%   | 0            |
| Belleville 4  | 730               | 53           | 7.26%   | 0            |
| Belleville 5  | 798               | 43           | 5.39%   | 0            |
| Belleville 6  | 734               | 31           | 4.22%   | 0            |
| Belleville 7  | 753               | 44           | 5.84%   | 0            |
| Belleville 8  | 596               | 57           | 9.56%   | 0            |
| Belleville 9  | 566               | 46           | 8.13%   | 0            |
| Belleville 10 | 586               | 24           | 4.10%   | 0            |
| Belleville 11 | 576               | 42           | 7.29%   | 0            |
| Belleville 12 | 745               | 41           | 5.50%   | 0            |
| Belleville 13 | 914               | 35           | 3.83%   | 0            |
| Belleville 14 | 881               | 76           | 8.63%   | 0            |
| Belleville 15 | 639               | 21           | 3.29%   | 0            |
| Belleville 16 | 782               | 43           | 5.50%   | 0            |
| Belleville 17 | 646               | 36           | 5.57%   | 0            |
| Belleville 18 | 616               | 34           | 5.52%   | 0            |
| Belleville 19 | 689               | 40           | 5.81%   | 0            |
| Belleville 20 | 754               | 41           | 5.44%   | 0            |
| Belleville 21 | 708               | 32           | 4.52%   | 0            |
| Belleville 22 | 1,185             | 83           | 7.00%   | 0            |
| Belleville 23 | 783               | 55           | 7.02%   | 0            |
| Belleville 24 | 899               | 99           | 11.01%  | 0            |
| Belleville 25 | 692               | 61           | 8.82%   | 0            |
| Belleville 26 | 1,263             | 46           | 3.64%   | 0            |
| Belleville 27 | 594               | 62           | 10.44%  | 0            |
| Belleville 28 | 668               | 73           | 10.93%  | 0            |
| Belleville 29 | 612               | 44           | 7.19%   | 0            |
| Belleville 30 | 523               | 21           | 4.02%   | 0            |
| Belleville 31 | 873               | 78           | 8.93%   | 0            |
| Belleville 32 | 790               | 80           | 10.13%  | 0            |
| Belleville 33 | 718               | 49           | 6.82%   | 0            |
| Belleville 34 | 319               | 16           | 5.02%   | 0            |
| Belleville 35 | 1,067             | 153          | 14.34%  | 0            |

**General Primary**  
**March 18, 2014**  
 Thomas Holbrook  
 St. Clair County Clerk

**St. Clair County**  
 For County Sheriff  
 (Vote for ONE)

|                                      | REGISTERED VOTERS | BALLOTS CAST | TURNOUT       | NO CANDIDATE |
|--------------------------------------|-------------------|--------------|---------------|--------------|
| <b>BELLEVILLE TOWNSHIP TOTALS</b>    | <b>26,190</b>     | <b>1,805</b> | <b>6.89%</b>  | <b>0</b>     |
| Mascoutah 1                          | 1,077             | 116          | 10.77%        | 0            |
| Mascoutah 2                          | 1,391             | 149          | 10.71%        | 0            |
| Mascoutah 3                          | 1,501             | 166          | 11.06%        | 0            |
| Mascoutah 4                          | 1,183             | 115          | 9.72%         | 0            |
| <b>MASCOUTAH TOWNSHIP TOTALS</b>     | <b>5,152</b>      | <b>546</b>   | <b>10.60%</b> | <b>0</b>     |
| Lebanon 1                            | 1,399             | 153          | 10.94%        | 0            |
| Lebanon 2                            | 677               | 54           | 7.98%         | 0            |
| Lebanon 3                            | 534               | 48           | 8.99%         | 0            |
| <b>LEBANON TOWNSHIP TOTALS</b>       | <b>2,610</b>      | <b>255</b>   | <b>9.77%</b>  | <b>0</b>     |
| Shiloh Valley 1                      | 1,433             | 132          | 9.21%         | 0            |
| Shiloh Valley 2                      | 820               | 23           | 2.80%         | 0            |
| Shiloh Valley 3                      | 561               | 40           | 7.13%         | 0            |
| Shiloh Valley 4                      | 592               | 62           | 10.47%        | 0            |
| Shiloh Valley 5                      | 1,481             | 117          | 7.90%         | 0            |
| <b>SHILOH VALLEY TOWNSHIP TOTALS</b> | <b>4,887</b>      | <b>374</b>   | <b>7.65%</b>  | <b>0</b>     |
| O Fallon 1                           | 969               | 74           | 7.64%         | 0            |
| O Fallon 2                           | 959               | 55           | 5.74%         | 0            |
| O Fallon 3                           | 640               | 59           | 9.22%         | 0            |
| O Fallon 4                           | 509               | 81           | 15.91%        | 0            |
| O Fallon 5                           | 1,020             | 112          | 10.98%        | 0            |
| O Fallon 6                           | 792               | 78           | 9.85%         | 0            |
| O Fallon 7                           | 1,053             | 187          | 17.76%        | 0            |
| O Fallon 8                           | 1,378             | 209          | 15.17%        | 0            |
| O Fallon 9                           | 929               | 113          | 12.16%        | 0            |
| O Fallon 10                          | 957               | 63           | 6.58%         | 0            |
| O Fallon 11                          | 950               | 141          | 14.84%        | 0            |
| O Fallon 12                          | 1,140             | 125          | 10.96%        | 0            |
| O Fallon 13                          | 1,108             | 62           | 5.60%         | 0            |
| O Fallon 14                          | 805               | 81           | 10.06%        | 0            |
| O Fallon 15                          | 1,081             | 137          | 12.67%        | 0            |
| O Fallon 16                          | 1,013             | 112          | 11.06%        | 0            |

**General Primary**  
**March 18, 2014**  
 Thomas Holbrook  
 St. Clair County Clerk

**St. Clair County**  
 For County Sheriff  
 (Vote for ONE)

|                                     | REGISTERED VOTERS | BALLOTS CAST | TURNOUT       | NO CANDIDATE |
|-------------------------------------|-------------------|--------------|---------------|--------------|
| O Fallon 17                         | 753               | 75           | 9.96%         | 0            |
| O Fallon 18                         | 579               | 56           | 9.67%         | 0            |
| <b>O'FALLON TOWNSHIP<br/>TOTALS</b> | <b>16,635</b>     | <b>1,820</b> | <b>10.94%</b> | <b>0</b>     |
| St Clair 1                          | 548               | 22           | 4.01%         | 0            |
| St Clair 2                          | 690               | 58           | 8.41%         | 0            |
| St Clair 3                          | 641               | 44           | 6.86%         | 0            |
| St Clair 4                          | 356               | 30           | 8.43%         | 0            |
| St Clair 5                          | 614               | 45           | 7.33%         | 0            |
| St Clair 6                          | 671               | 79           | 11.77%        | 0            |
| St Clair 7                          | 469               | 47           | 10.02%        | 0            |
| St Clair 8                          | 1,026             | 111          | 10.82%        | 0            |
| St Clair 9                          | 897               | 78           | 8.70%         | 0            |
| St Clair 10                         | 441               | 44           | 9.98%         | 0            |
| St Clair 11                         | 516               | 41           | 7.95%         | 0            |
| St Clair 12                         | 1,030             | 66           | 6.41%         | 0            |
| St Clair 13                         | 741               | 86           | 11.61%        | 0            |
| St Clair 14                         | 662               | 31           | 4.68%         | 0            |
| St Clair 15                         | 1,114             | 92           | 8.26%         | 0            |
| St Clair 16                         | 962               | 26           | 2.70%         | 0            |
| St Clair 17                         | 405               | 16           | 3.95%         | 0            |
| St Clair 18                         | 595               | 50           | 8.40%         | 0            |
| St Clair 19                         | 548               | 65           | 11.86%        | 0            |
| St Clair 20                         | 729               | 64           | 8.78%         | 0            |
| St Clair 21                         | 613               | 80           | 13.05%        | 0            |
| St Clair 22                         | 486               | 26           | 5.35%         | 0            |
| St Clair 23                         | 1,027             | 74           | 7.21%         | 0            |
| St Clair 24                         | 643               | 85           | 13.22%        | 0            |
| St Clair 25                         | 1,063             | 58           | 5.46%         | 0            |
| St Clair 26                         | 796               | 51           | 6.41%         | 0            |
| St Clair 27                         | 805               | 72           | 8.94%         | 0            |
| St Clair 28                         | 875               | 112          | 12.80%        | 0            |
| St Clair 29                         | 788               | 42           | 5.33%         | 0            |
| St Clair 30                         | 675               | 97           | 14.37%        | 0            |
| St Clair 31                         | 754               | 65           | 8.62%         | 0            |



**General Primary**  
**March 18, 2014**  
 Thomas Holbrook  
 St. Clair County Clerk

**St. Clair County**  
 For County Sheriff  
 (Vote for ONE)

|                                   | REGISTERED VOTERS | BALLOTS CAST | TURNOUT      | NO CANDIDATE |
|-----------------------------------|-------------------|--------------|--------------|--------------|
| St Clair 32                       | 530               | 66           | 12.45%       | 0            |
| St Clair 33                       | 750               | 21           | 2.80%        | 0            |
| <b>ST. CLAIR TOWNSHIP TOTALS</b>  | <b>23,460</b>     | <b>1,944</b> | <b>8.29%</b> | <b>0</b>     |
| Caseyville 1                      | 951               | 48           | 5.05%        | 0            |
| Caseyville 2                      | 1,063             | 77           | 7.24%        | 0            |
| Caseyville 3                      | 656               | 87           | 13.26%       | 0            |
| Caseyville 4                      | 732               | 123          | 16.80%       | 0            |
| Caseyville 5                      | 1,518             | 100          | 6.59%        | 0            |
| Caseyville 6                      | 552               | 30           | 5.43%        | 0            |
| Caseyville 7                      | 643               | 43           | 6.69%        | 0            |
| Caseyville 8                      | 828               | 172          | 20.77%       | 0            |
| Caseyville 9                      | 1,019             | 84           | 8.24%        | 0            |
| Caseyville 10                     | 536               | 38           | 7.09%        | 0            |
| Caseyville 11                     | 639               | 85           | 13.30%       | 0            |
| Caseyville 12                     | 1,549             | 126          | 8.13%        | 0            |
| Caseyville 13                     | 796               | 84           | 10.55%       | 0            |
| Caseyville 14                     | 603               | 97           | 16.09%       | 0            |
| Caseyville 15                     | 464               | 47           | 10.13%       | 0            |
| Caseyville 16                     | 393               | 23           | 5.85%        | 0            |
| Caseyville 17                     | 308               | 16           | 5.19%        | 0            |
| Caseyville 18                     | 450               | 21           | 4.67%        | 0            |
| Caseyville 19                     | 522               | 102          | 19.54%       | 0            |
| Caseyville 20                     | 487               | 68           | 13.96%       | 0            |
| Caseyville 21                     | 732               | 75           | 10.25%       | 0            |
| Caseyville 22                     | 490               | 42           | 8.57%        | 0            |
| Caseyville 23                     | 908               | 41           | 4.52%        | 0            |
| Caseyville 24                     | 692               | 52           | 7.51%        | 0            |
| Caseyville 25                     | 845               | 33           | 3.91%        | 0            |
| Caseyville 26                     | 1,425             | 69           | 4.84%        | 0            |
| Caseyville 27                     | 1,198             | 83           | 6.93%        | 0            |
| <b>CASEYVILLE TOWNSHIP TOTALS</b> | <b>20,999</b>     | <b>1,866</b> | <b>8.89%</b> | <b>0</b>     |
| Stookey 1                         | 1,555             | 192          | 12.35%       | 0            |
| Stookey 2                         | 801               | 110          | 13.73%       | 0            |
| Stookey 3                         | 464               | 40           | 8.62%        | 0            |

**General Primary**  
**March 18, 2014**  
 Thomas Holbrook  
 St. Clair County Clerk

**St. Clair County**  
 For County Sheriff  
 (Vote for ONE)

|                                | REGISTERED VOTERS | BALLOTS CAST | TURNOUT       | NO CANDIDATE |
|--------------------------------|-------------------|--------------|---------------|--------------|
| Stookey 4                      | 617               | 74           | 11.99%        | 0            |
| Stookey 5                      | 341               | 15           | 4.40%         | 0            |
| Stookey 6                      | 929               | 74           | 7.97%         | 0            |
| Stookey 7                      | 620               | 74           | 11.94%        | 0            |
| Stookey 8                      | 428               | 20           | 4.67%         | 0            |
| Stookey 9                      | 832               | 70           | 8.41%         | 0            |
| Stookey 10                     | 701               | 81           | 11.55%        | 0            |
| <b>STOOKEY TOWNSHIP TOTALS</b> | <b>7,288</b>      | <b>750</b>   | <b>10.29%</b> | <b>0</b>     |
| Centreville 1                  | 621               | 0            | 0.00%         | 0            |
| Centreville 2                  | 492               | 2            | 0.41%         | 0            |
| Centreville 3                  | 459               | 0            | 0.00%         | 0            |
| Centreville 4                  | 762               | 68           | 8.92%         | 0            |
| Centreville 5                  | 323               | 0            | 0.00%         | 0            |
| Centreville 6                  | 468               | 88           | 18.80%        | 0            |
| Centreville 7                  | 252               | 0            | 0.00%         | 0            |
| Centreville 8                  | 455               | 13           | 2.86%         | 0            |
| Centreville 9                  | 631               | 9            | 1.43%         | 0            |
| Centreville 10                 | 407               | 1            | 0.25%         | 0            |
| Centreville 11                 | 269               | 0            | 0.00%         | 0            |
| Centreville 12                 | 1,033             | 0            | 0.00%         | 0            |
| Centreville 13                 | 867               | 23           | 2.65%         | 0            |
| Centreville 14                 | 668               | 2            | 0.30%         | 0            |
| Centreville 15                 | 645               | 16           | 2.48%         | 0            |
| Centreville 16                 | 553               | 4            | 0.72%         | 0            |
| Centreville 17                 | 335               | 0            | 0.00%         | 0            |
| Centreville 18                 | 716               | 12           | 1.68%         | 0            |
| Centreville 19                 | 597               | 13           | 2.18%         | 0            |
| Centreville 20                 | 762               | 14           | 1.84%         | 0            |
| Centreville 21                 | 424               | 5            | 1.18%         | 0            |
| Centreville 22                 | 453               | 2            | 0.44%         | 0            |
| Centreville 23                 | 616               | 13           | 2.11%         | 0            |
| Centreville 24                 | 826               | 21           | 2.54%         | 0            |
| Centreville 25                 | 961               | 22           | 2.29%         | 0            |
| Centreville 26                 | 651               | 15           | 2.30%         | 0            |

**General Primary**  
**March 18, 2014**  
 Thomas Holbrook  
 St. Clair County Clerk

**St. Clair County**  
 For County Sheriff  
 (Vote for ONE)

|                                     | REGISTERED VOTERS | BALLOTS CAST | TURNOUT       | NO CANDIDATE |
|-------------------------------------|-------------------|--------------|---------------|--------------|
| Centreville 27                      | 533               | 0            | 0.00%         | 0            |
| <b>CENTREVILLE TOWNSHIP TOTALS</b>  | <b>15,779</b>     | <b>343</b>   | <b>2.17%</b>  | <b>0</b>     |
| Canteen 1                           | 607               | 6            | 0.99%         | 0            |
| Canteen 2                           | 618               | 24           | 3.88%         | 0            |
| Canteen 3                           | 171               | 0            | 0.00%         | 0            |
| Canteen 4                           | 234               | 4            | 1.71%         | 0            |
| Canteen 5                           | 343               | 1            | 0.29%         | 0            |
| Canteen 6                           | 294               | 0            | 0.00%         | 0            |
| Canteen 7                           | 445               | 2            | 0.45%         | 0            |
| Canteen 8                           | 263               | 0            | 0.00%         | 0            |
| Canteen 9                           | 452               | 10           | 2.21%         | 0            |
| Canteen 10                          | 376               | 0            | 0.00%         | 0            |
| Canteen 11                          | 146               | 0            | 0.00%         | 0            |
| Canteen 12                          | 416               | 10           | 2.40%         | 0            |
| Canteen 13                          | 496               | 26           | 5.24%         | 0            |
| Canteen 14                          | 184               | 4            | 2.17%         | 0            |
| <b>CANTEEN TOWNSHIP TOTALS</b>      | <b>5,045</b>      | <b>87</b>    | <b>1.72%</b>  | <b>0</b>     |
| Sugar Loaf 1                        | 1,181             | 97           | 8.21%         | 0            |
| Sugar Loaf 2                        | 675               | 18           | 2.67%         | 0            |
| Sugar Loaf 3                        | 554               | 29           | 5.23%         | 0            |
| Sugar Loaf 4                        | 763               | 29           | 3.80%         | 0            |
| Sugar Loaf 5                        | 822               | 35           | 4.26%         | 0            |
| Sugar Loaf 6                        | 757               | 21           | 2.77%         | 0            |
| <b>SUGAR LOAF TOWNSHIP TOTALS</b>   | <b>4,752</b>      | <b>229</b>   | <b>4.82%</b>  | <b>0</b>     |
| Stites 1                            | 499               | 0            | 0.00%         | 0            |
| <b>STITES TOWNSHIP TOTALS</b>       | <b>499</b>        | <b>0</b>     | <b>0.00%</b>  | <b>0</b>     |
| Engelmann 1                         | 546               | 100          | 18.32%        | 0            |
| <b>ENGELMANN TOWNSHIP TOTALS</b>    | <b>546</b>        | <b>100</b>   | <b>18.32%</b> | <b>0</b>     |
| Fayetteville 1                      | 450               | 48           | 10.67%        | 0            |
| Fayetteville 2                      | 709               | 90           | 12.69%        | 0            |
| <b>FAYETTEVILLE TOWNSHIP TOTALS</b> | <b>1,159</b>      | <b>138</b>   | <b>11.91%</b> | <b>0</b>     |

**General Primary**  
**March 18, 2014**  
 Thomas Holbrook  
 St. Clair County Clerk

**St. Clair County**  
 For County Sheriff  
 (Vote for ONE)

|  | REGISTERED VOTERS | BALLOTS CAST  | TURNOUT       | NO CANDIDATE |
|--|-------------------|---------------|---------------|--------------|
| Marissa 1                              | 495               | 48            | 9.70%         | 0            |
| Marissa 2                              | 551               | 53            | 9.62%         | 0            |
| Marissa 3                              | 572               | 67            | 11.71%        | 0            |
| <b>MARISSA TOWNSHIP TOTALS</b>         | <b>1,618</b>      | <b>168</b>    | <b>10.38%</b> | <b>0</b>     |
| Freeburg 1                             | 1,223             | 126           | 10.30%        | 0            |
| Freeburg 2                             | 1,164             | 121           | 10.40%        | 0            |
| Freeburg 3                             | 1,120             | 121           | 10.80%        | 0            |
| <b>FREEBURG TOWNSHIP TOTALS</b>        | <b>3,507</b>      | <b>368</b>    | <b>10.49%</b> | <b>0</b>     |
| New Athens 1                           | 871               | 56            | 6.43%         | 0            |
| New Athens 2                           | 862               | 119           | 13.81%        | 0            |
| <b>NEW ATHENS TOWNSHIP TOTALS</b>      | <b>1,733</b>      | <b>175</b>    | <b>10.10%</b> | <b>0</b>     |
| Lenzburg 1                             | 672               | 60            | 8.93%         | 0            |
| <b>LENZBURG TOWNSHIP TOTALS</b>        | <b>672</b>        | <b>60</b>     | <b>8.93%</b>  | <b>0</b>     |
| Prairie Du Long 1                      | 799               | 116           | 14.52%        | 0            |
| Prairie Du Long 2                      | 962               | 139           | 14.45%        | 0            |
| <b>PRAIRIE DU LONG TOWNSHIP TOTALS</b> | <b>1,761</b>      | <b>255</b>    | <b>14.48%</b> | <b>0</b>     |
| Smithton 1                             | 1,274             | 112           | 8.79%         | 0            |
| Smithton 2                             | 791               | 61            | 7.71%         | 0            |
| Smithton 3                             | 1,044             | 122           | 11.69%        | 0            |
| <b>SMITHTON TOWNSHIP TOTALS</b>        | <b>3,109</b>      | <b>295</b>    | <b>9.49%</b>  | <b>0</b>     |
| Millstadt 1                            | 1,047             | 103           | 9.84%         | 0            |
| Millstadt 2                            | 1,404             | 147           | 10.47%        | 0            |
| Millstadt 3                            | 559               | 46            | 8.23%         | 0            |
| Millstadt 4                            | 848               | 83            | 9.79%         | 0            |
| Millstadt 5                            | 925               | 97            | 10.49%        | 0            |
| <b>MILLSTADT TOWNSHIP TOTALS</b>       | <b>4,783</b>      | <b>476</b>    | <b>9.95%</b>  | <b>0</b>     |
| <b>ST. CLAIR TOTALS</b>                | <b>152,184</b>    | <b>12,054</b> | <b>7.92%</b>  | <b>0</b>     |
| Precinct 01                            | 1,382             | 2             | 0.14%         | 0            |
| Precinct 02                            | 828               | 0             | 0.00%         | 0            |
| Precinct 03                            | 704               | 3             | 0.43%         | 0            |

**General Primary**  
**March 18, 2014**  
 Thomas Holbrook  
 St. Clair County Clerk

**St. Clair County**  
 For County Sheriff  
 (Vote for ONE)

|                             | REGISTERED VOTERS | BALLOTS CAST  | TURNOUT      | NO CANDIDATE |
|-----------------------------|-------------------|---------------|--------------|--------------|
| Precinct 04                 | 893               | 1             | 0.11%        | 0            |
| Precinct 05                 | 737               | 2             | 0.27%        | 0            |
| Precinct 06                 | 559               | 3             | 0.54%        | 0            |
| Precinct 07                 | 496               | 1             | 0.20%        | 0            |
| Precinct 08                 | 505               | 0             | 0.00%        | 0            |
| Precinct 09                 | 668               | 1             | 0.15%        | 0            |
| Precinct 10                 | 625               | 0             | 0.00%        | 0            |
| Precinct 11                 | 728               | 4             | 0.55%        | 0            |
| Precinct 12                 | 1,029             | 2             | 0.19%        | 0            |
| Precinct 13                 | 1,143             | 0             | 0.00%        | 0            |
| Precinct 14                 | 796               | 1             | 0.13%        | 0            |
| Precinct 15                 | 803               | 2             | 0.25%        | 0            |
| Precinct 16                 | 765               | 2             | 0.26%        | 0            |
| Precinct 17                 | 934               | 1             | 0.11%        | 0            |
| Precinct 18                 | 467               | 1             | 0.21%        | 0            |
| Precinct 19                 | 737               | 2             | 0.27%        | 0            |
| Precinct 20                 | 797               | 5             | 0.63%        | 0            |
| Precinct 21                 | 824               | 1             | 0.12%        | 0            |
| Precinct 22                 | 427               | 0             | 0.00%        | 0            |
| Precinct 23                 | 885               | 6             | 0.68%        | 0            |
| Precinct 24                 | 416               | 5             | 1.20%        | 0            |
| Precinct 25                 | 830               | 1             | 0.12%        | 0            |
| <b>CITY OF E. ST. LOUIS</b> | <b>18,978</b>     | <b>46</b>     | <b>0.24%</b> | <b>0</b>     |
| <b>TOTALS</b>               |                   |               |              |              |
| <b>TOTALS</b>               | <b>171,162</b>    | <b>12,100</b> | <b>7.07%</b> | <b>0</b>     |

**General Primary**  
**March 18, 2014**  
 Thomas Holbrook  
 St. Clair County Clerk

**St. Clair County**  
 For County Assessor  
 (Vote for ONE)

|               | REGISTERED VOTERS | BALLOTS CAST | TURNOUT | NO CANDIDATE |
|---------------|-------------------|--------------|---------|--------------|
| Belleville 1  | 566               | 36           | 6.36%   | 0            |
| Belleville 2  | 1,103             | 53           | 4.81%   | 0            |
| Belleville 3  | 822               | 57           | 6.93%   | 0            |
| Belleville 4  | 730               | 53           | 7.26%   | 0            |
| Belleville 5  | 798               | 43           | 5.39%   | 0            |
| Belleville 6  | 734               | 31           | 4.22%   | 0            |
| Belleville 7  | 753               | 44           | 5.84%   | 0            |
| Belleville 8  | 596               | 57           | 9.56%   | 0            |
| Belleville 9  | 566               | 46           | 8.13%   | 0            |
| Belleville 10 | 586               | 24           | 4.10%   | 0            |
| Belleville 11 | 576               | 42           | 7.29%   | 0            |
| Belleville 12 | 745               | 41           | 5.50%   | 0            |
| Belleville 13 | 914               | 35           | 3.83%   | 0            |
| Belleville 14 | 881               | 76           | 8.63%   | 0            |
| Belleville 15 | 639               | 21           | 3.29%   | 0            |
| Belleville 16 | 782               | 43           | 5.50%   | 0            |
| Belleville 17 | 646               | 36           | 5.57%   | 0            |
| Belleville 18 | 616               | 34           | 5.52%   | 0            |
| Belleville 19 | 689               | 40           | 5.81%   | 0            |
| Belleville 20 | 754               | 41           | 5.44%   | 0            |
| Belleville 21 | 708               | 32           | 4.52%   | 0            |
| Belleville 22 | 1,185             | 83           | 7.00%   | 0            |
| Belleville 23 | 783               | 55           | 7.02%   | 0            |
| Belleville 24 | 899               | 99           | 11.01%  | 0            |
| Belleville 25 | 692               | 61           | 8.82%   | 0            |
| Belleville 26 | 1,263             | 46           | 3.64%   | 0            |
| Belleville 27 | 594               | 62           | 10.44%  | 0            |
| Belleville 28 | 668               | 73           | 10.93%  | 0            |
| Belleville 29 | 612               | 44           | 7.19%   | 0            |
| Belleville 30 | 523               | 21           | 4.02%   | 0            |
| Belleville 31 | 873               | 78           | 8.93%   | 0            |
| Belleville 32 | 790               | 80           | 10.13%  | 0            |
| Belleville 33 | 718               | 49           | 6.82%   | 0            |
| Belleville 34 | 319               | 16           | 5.02%   | 0            |
| Belleville 35 | 1,067             | 153          | 14.34%  | 0            |

**General Primary**  
**March 18, 2014**  
 Thomas Holbrook  
 St. Clair County Clerk

**St. Clair County**  
 For County Assessor  
 (Vote for ONE)

|                                      | REGISTERED VOTERS | BALLOTS CAST | TURNOUT       | NO CANDIDATE |
|--------------------------------------|-------------------|--------------|---------------|--------------|
| <b>BELLEVILLE TOWNSHIP TOTALS</b>    | <b>26,190</b>     | <b>1,805</b> | <b>6.89%</b>  | <b>0</b>     |
| Mascoutah 1                          | 1,077             | 116          | 10.77%        | 0            |
| Mascoutah 2                          | 1,391             | 149          | 10.71%        | 0            |
| Mascoutah 3                          | 1,501             | 166          | 11.06%        | 0            |
| Mascoutah 4                          | 1,183             | 115          | 9.72%         | 0            |
| <b>MASCOUTAH TOWNSHIP TOTALS</b>     | <b>5,152</b>      | <b>546</b>   | <b>10.60%</b> | <b>0</b>     |
| Lebanon 1                            | 1,399             | 153          | 10.94%        | 0            |
| Lebanon 2                            | 677               | 54           | 7.98%         | 0            |
| Lebanon 3                            | 534               | 48           | 8.99%         | 0            |
| <b>LEBANON TOWNSHIP TOTALS</b>       | <b>2,610</b>      | <b>255</b>   | <b>9.77%</b>  | <b>0</b>     |
| Shiloh Valley 1                      | 1,433             | 132          | 9.21%         | 0            |
| Shiloh Valley 2                      | 820               | 23           | 2.80%         | 0            |
| Shiloh Valley 3                      | 561               | 40           | 7.13%         | 0            |
| Shiloh Valley 4                      | 592               | 62           | 10.47%        | 0            |
| Shiloh Valley 5                      | 1,481             | 117          | 7.90%         | 0            |
| <b>SHILOH VALLEY TOWNSHIP TOTALS</b> | <b>4,887</b>      | <b>374</b>   | <b>7.65%</b>  | <b>0</b>     |
| O Fallon 1                           | 969               | 74           | 7.64%         | 0            |
| O Fallon 2                           | 959               | 55           | 5.74%         | 0            |
| O Fallon 3                           | 640               | 59           | 9.22%         | 0            |
| O Fallon 4                           | 509               | 81           | 15.91%        | 0            |
| O Fallon 5                           | 1,020             | 112          | 10.98%        | 0            |
| O Fallon 6                           | 792               | 78           | 9.85%         | 0            |
| O Fallon 7                           | 1,053             | 187          | 17.76%        | 0            |
| O Fallon 8                           | 1,378             | 209          | 15.17%        | 0            |
| O Fallon 9                           | 929               | 113          | 12.16%        | 0            |
| O Fallon 10                          | 957               | 63           | 6.58%         | 0            |
| O Fallon 11                          | 950               | 141          | 14.84%        | 0            |
| O Fallon 12                          | 1,140             | 125          | 10.96%        | 0            |
| O Fallon 13                          | 1,108             | 62           | 5.60%         | 0            |
| O Fallon 14                          | 805               | 81           | 10.06%        | 0            |
| O Fallon 15                          | 1,081             | 137          | 12.67%        | 0            |
| O Fallon 16                          | 1,013             | 112          | 11.06%        | 0            |

**General Primary**  
**March 18, 2014**  
 Thomas Holbrook  
 St. Clair County Clerk

**St. Clair County**  
 For County Assessor  
 (Vote for ONE)

|                                     | REGISTERED VOTERS | BALLOTS CAST | TURNOUT       | NO CANDIDATE |
|-------------------------------------|-------------------|--------------|---------------|--------------|
| O Fallon 17                         | 753               | 75           | 9.96%         | 0            |
| O Fallon 18                         | 579               | 56           | 9.67%         | 0            |
| <b>O'FALLON TOWNSHIP<br/>TOTALS</b> | <b>16,635</b>     | <b>1,820</b> | <b>10.94%</b> | <b>0</b>     |
| St Clair 1                          | 548               | 22           | 4.01%         | 0            |
| St Clair 2                          | 690               | 58           | 8.41%         | 0            |
| St Clair 3                          | 641               | 44           | 6.86%         | 0            |
| St Clair 4                          | 356               | 30           | 8.43%         | 0            |
| St Clair 5                          | 614               | 45           | 7.33%         | 0            |
| St Clair 6                          | 671               | 79           | 11.77%        | 0            |
| St Clair 7                          | 469               | 47           | 10.02%        | 0            |
| St Clair 8                          | 1,026             | 111          | 10.82%        | 0            |
| St Clair 9                          | 897               | 78           | 8.70%         | 0            |
| St Clair 10                         | 441               | 44           | 9.98%         | 0            |
| St Clair 11                         | 516               | 41           | 7.95%         | 0            |
| St Clair 12                         | 1,030             | 66           | 6.41%         | 0            |
| St Clair 13                         | 741               | 86           | 11.61%        | 0            |
| St Clair 14                         | 662               | 31           | 4.68%         | 0            |
| St Clair 15                         | 1,114             | 92           | 8.26%         | 0            |
| St Clair 16                         | 962               | 26           | 2.70%         | 0            |
| St Clair 17                         | 405               | 16           | 3.95%         | 0            |
| St Clair 18                         | 595               | 50           | 8.40%         | 0            |
| St Clair 19                         | 548               | 65           | 11.86%        | 0            |
| St Clair 20                         | 729               | 64           | 8.78%         | 0            |
| St Clair 21                         | 613               | 80           | 13.05%        | 0            |
| St Clair 22                         | 486               | 26           | 5.35%         | 0            |
| St Clair 23                         | 1,027             | 74           | 7.21%         | 0            |
| St Clair 24                         | 643               | 85           | 13.22%        | 0            |
| St Clair 25                         | 1,063             | 58           | 5.46%         | 0            |
| St Clair 26                         | 796               | 51           | 6.41%         | 0            |
| St Clair 27                         | 805               | 72           | 8.94%         | 0            |
| St Clair 28                         | 875               | 112          | 12.80%        | 0            |
| St Clair 29                         | 788               | 42           | 5.33%         | 0            |
| St Clair 30                         | 675               | 97           | 14.37%        | 0            |
| St Clair 31                         | 754               | 65           | 8.62%         | 0            |



**General Primary**  
**March 18, 2014**  
 Thomas Holbrook  
 St. Clair County Clerk

**St. Clair County**  
 For County Assessor  
 (Vote for ONE)

|                                   | REGISTERED VOTERS | BALLOTS CAST | TURNOUT      | NO CANDIDATE |
|-----------------------------------|-------------------|--------------|--------------|--------------|
| St Clair 32                       | 530               | 66           | 12.45%       | 0            |
| St Clair 33                       | 750               | 21           | 2.80%        | 0            |
| <b>ST. CLAIR TOWNSHIP TOTALS</b>  | <b>23,460</b>     | <b>1,944</b> | <b>8.29%</b> | <b>0</b>     |
| Caseyville 1                      | 951               | 48           | 5.05%        | 0            |
| Caseyville 2                      | 1,063             | 77           | 7.24%        | 0            |
| Caseyville 3                      | 656               | 87           | 13.26%       | 0            |
| Caseyville 4                      | 732               | 123          | 16.80%       | 0            |
| Caseyville 5                      | 1,518             | 100          | 6.59%        | 0            |
| Caseyville 6                      | 552               | 30           | 5.43%        | 0            |
| Caseyville 7                      | 643               | 43           | 6.69%        | 0            |
| Caseyville 8                      | 828               | 172          | 20.77%       | 0            |
| Caseyville 9                      | 1,019             | 84           | 8.24%        | 0            |
| Caseyville 10                     | 536               | 38           | 7.09%        | 0            |
| Caseyville 11                     | 639               | 85           | 13.30%       | 0            |
| Caseyville 12                     | 1,549             | 126          | 8.13%        | 0            |
| Caseyville 13                     | 796               | 84           | 10.55%       | 0            |
| Caseyville 14                     | 603               | 97           | 16.09%       | 0            |
| Caseyville 15                     | 464               | 47           | 10.13%       | 0            |
| Caseyville 16                     | 393               | 23           | 5.85%        | 0            |
| Caseyville 17                     | 308               | 16           | 5.19%        | 0            |
| Caseyville 18                     | 450               | 21           | 4.67%        | 0            |
| Caseyville 19                     | 522               | 102          | 19.54%       | 0            |
| Caseyville 20                     | 487               | 68           | 13.96%       | 0            |
| Caseyville 21                     | 732               | 75           | 10.25%       | 0            |
| Caseyville 22                     | 490               | 42           | 8.57%        | 0            |
| Caseyville 23                     | 908               | 41           | 4.52%        | 0            |
| Caseyville 24                     | 692               | 52           | 7.51%        | 0            |
| Caseyville 25                     | 845               | 33           | 3.91%        | 0            |
| Caseyville 26                     | 1,425             | 69           | 4.84%        | 0            |
| Caseyville 27                     | 1,198             | 83           | 6.93%        | 0            |
| <b>CASEYVILLE TOWNSHIP TOTALS</b> | <b>20,999</b>     | <b>1,866</b> | <b>8.89%</b> | <b>0</b>     |
| Stookey 1                         | 1,555             | 192          | 12.35%       | 0            |
| Stookey 2                         | 801               | 110          | 13.73%       | 0            |
| Stookey 3                         | 464               | 40           | 8.62%        | 0            |

**General Primary**  
**March 18, 2014**  
 Thomas Holbrook  
 St. Clair County Clerk

**St. Clair County**  
 For County Assessor  
 (Vote for ONE)

|                                | REGISTERED VOTERS | BALLOTS CAST | TURNOUT       | NO CANDIDATE |
|--------------------------------|-------------------|--------------|---------------|--------------|
| Stookey 4                      | 617               | 74           | 11.99%        | 0            |
| Stookey 5                      | 341               | 15           | 4.40%         | 0            |
| Stookey 6                      | 929               | 74           | 7.97%         | 0            |
| Stookey 7                      | 620               | 74           | 11.94%        | 0            |
| Stookey 8                      | 428               | 20           | 4.67%         | 0            |
| Stookey 9                      | 832               | 70           | 8.41%         | 0            |
| Stookey 10                     | 701               | 81           | 11.55%        | 0            |
| <b>STOOKEY TOWNSHIP TOTALS</b> | <b>7,288</b>      | <b>750</b>   | <b>10.29%</b> | <b>0</b>     |
| Centreville 1                  | 621               | 0            | 0.00%         | 0            |
| Centreville 2                  | 492               | 2            | 0.41%         | 0            |
| Centreville 3                  | 459               | 0            | 0.00%         | 0            |
| Centreville 4                  | 762               | 68           | 8.92%         | 0            |
| Centreville 5                  | 323               | 0            | 0.00%         | 0            |
| Centreville 6                  | 468               | 88           | 18.80%        | 0            |
| Centreville 7                  | 252               | 0            | 0.00%         | 0            |
| Centreville 8                  | 455               | 13           | 2.86%         | 0            |
| Centreville 9                  | 631               | 9            | 1.43%         | 0            |
| Centreville 10                 | 407               | 1            | 0.25%         | 0            |
| Centreville 11                 | 269               | 0            | 0.00%         | 0            |
| Centreville 12                 | 1,033             | 0            | 0.00%         | 0            |
| Centreville 13                 | 867               | 23           | 2.65%         | 0            |
| Centreville 14                 | 668               | 2            | 0.30%         | 0            |
| Centreville 15                 | 645               | 16           | 2.48%         | 0            |
| Centreville 16                 | 553               | 4            | 0.72%         | 0            |
| Centreville 17                 | 335               | 0            | 0.00%         | 0            |
| Centreville 18                 | 716               | 12           | 1.68%         | 0            |
| Centreville 19                 | 597               | 13           | 2.18%         | 0            |
| Centreville 20                 | 762               | 14           | 1.84%         | 0            |
| Centreville 21                 | 424               | 5            | 1.18%         | 0            |
| Centreville 22                 | 453               | 2            | 0.44%         | 0            |
| Centreville 23                 | 616               | 13           | 2.11%         | 0            |
| Centreville 24                 | 826               | 21           | 2.54%         | 0            |
| Centreville 25                 | 961               | 22           | 2.29%         | 0            |
| Centreville 26                 | 651               | 15           | 2.30%         | 0            |

**General Primary**  
**March 18, 2014**  
 Thomas Holbrook  
 St. Clair County Clerk

**St. Clair County**  
 For County Assessor  
 (Vote for ONE)

|                                     | REGISTERED VOTERS | BALLOTS CAST | TURNOUT       | NO CANDIDATE |
|-------------------------------------|-------------------|--------------|---------------|--------------|
| Centreville 27                      | 533               | 0            | 0.00%         | 0            |
| <b>CENTREVILLE TOWNSHIP TOTALS</b>  | <b>15,779</b>     | <b>343</b>   | <b>2.17%</b>  | <b>0</b>     |
| Canteen 1                           | 607               | 6            | 0.99%         | 0            |
| Canteen 2                           | 618               | 24           | 3.88%         | 0            |
| Canteen 3                           | 171               | 0            | 0.00%         | 0            |
| Canteen 4                           | 234               | 4            | 1.71%         | 0            |
| Canteen 5                           | 343               | 1            | 0.29%         | 0            |
| Canteen 6                           | 294               | 0            | 0.00%         | 0            |
| Canteen 7                           | 445               | 2            | 0.45%         | 0            |
| Canteen 8                           | 263               | 0            | 0.00%         | 0            |
| Canteen 9                           | 452               | 10           | 2.21%         | 0            |
| Canteen 10                          | 376               | 0            | 0.00%         | 0            |
| Canteen 11                          | 146               | 0            | 0.00%         | 0            |
| Canteen 12                          | 416               | 10           | 2.40%         | 0            |
| Canteen 13                          | 496               | 26           | 5.24%         | 0            |
| Canteen 14                          | 184               | 4            | 2.17%         | 0            |
| <b>CANTEEN TOWNSHIP TOTALS</b>      | <b>5,045</b>      | <b>87</b>    | <b>1.72%</b>  | <b>0</b>     |
| Sugar Loaf 1                        | 1,181             | 97           | 8.21%         | 0            |
| Sugar Loaf 2                        | 675               | 18           | 2.67%         | 0            |
| Sugar Loaf 3                        | 554               | 29           | 5.23%         | 0            |
| Sugar Loaf 4                        | 763               | 29           | 3.80%         | 0            |
| Sugar Loaf 5                        | 822               | 35           | 4.26%         | 0            |
| Sugar Loaf 6                        | 757               | 21           | 2.77%         | 0            |
| <b>SUGAR LOAF TOWNSHIP TOTALS</b>   | <b>4,752</b>      | <b>229</b>   | <b>4.82%</b>  | <b>0</b>     |
| Stites 1                            | 499               | 0            | 0.00%         | 0            |
| <b>STITES TOWNSHIP TOTALS</b>       | <b>499</b>        | <b>0</b>     | <b>0.00%</b>  | <b>0</b>     |
| Engelmann 1                         | 546               | 100          | 18.32%        | 0            |
| <b>ENGELMANN TOWNSHIP TOTALS</b>    | <b>546</b>        | <b>100</b>   | <b>18.32%</b> | <b>0</b>     |
| Fayetteville 1                      | 450               | 48           | 10.67%        | 0            |
| Fayetteville 2                      | 709               | 90           | 12.69%        | 0            |
| <b>FAYETTEVILLE TOWNSHIP TOTALS</b> | <b>1,159</b>      | <b>138</b>   | <b>11.91%</b> | <b>0</b>     |

General Primary  
 March 18, 2014  
 Thomas Holbrook  
 St. Clair County Clerk

St. Clair County  
 For County Assessor  
 (Vote for ONE)

|  | REGISTERED VOTERS | BALLOTS CAST  | TURNOUT       | NO CANDIDATE |
|--|-------------------|---------------|---------------|--------------|
| Marissa 1                              | 495               | 48            | 9.70%         | 0            |
| Marissa 2                              | 551               | 53            | 9.62%         | 0            |
| Marissa 3                              | 572               | 67            | 11.71%        | 0            |
| <b>MARISSA TOWNSHIP TOTALS</b>         | <b>1,618</b>      | <b>168</b>    | <b>10.38%</b> | <b>0</b>     |
| Freeburg 1                             | 1,223             | 126           | 10.30%        | 0            |
| Freeburg 2                             | 1,164             | 121           | 10.40%        | 0            |
| Freeburg 3                             | 1,120             | 121           | 10.80%        | 0            |
| <b>FREEBURG TOWNSHIP TOTALS</b>        | <b>3,507</b>      | <b>368</b>    | <b>10.49%</b> | <b>0</b>     |
| New Athens 1                           | 871               | 56            | 6.43%         | 0            |
| New Athens 2                           | 862               | 119           | 13.81%        | 0            |
| <b>NEW ATHENS TOWNSHIP TOTALS</b>      | <b>1,733</b>      | <b>175</b>    | <b>10.10%</b> | <b>0</b>     |
| Lenzburg 1                             | 672               | 60            | 8.93%         | 0            |
| <b>LENZBURG TOWNSHIP TOTALS</b>        | <b>672</b>        | <b>60</b>     | <b>8.93%</b>  | <b>0</b>     |
| Prairie Du Long 1                      | 799               | 116           | 14.52%        | 0            |
| Prairie Du Long 2                      | 962               | 139           | 14.45%        | 0            |
| <b>PRAIRIE DU LONG TOWNSHIP TOTALS</b> | <b>1,761</b>      | <b>255</b>    | <b>14.48%</b> | <b>0</b>     |
| Smithton 1                             | 1,274             | 112           | 8.79%         | 0            |
| Smithton 2                             | 791               | 61            | 7.71%         | 0            |
| Smithton 3                             | 1,044             | 122           | 11.69%        | 0            |
| <b>SMITHTON TOWNSHIP TOTALS</b>        | <b>3,109</b>      | <b>295</b>    | <b>9.49%</b>  | <b>0</b>     |
| Millstadt 1                            | 1,047             | 103           | 9.84%         | 0            |
| Millstadt 2                            | 1,404             | 147           | 10.47%        | 0            |
| Millstadt 3                            | 559               | 46            | 8.23%         | 0            |
| Millstadt 4                            | 848               | 83            | 9.79%         | 0            |
| Millstadt 5                            | 925               | 97            | 10.49%        | 0            |
| <b>MILLSTADT TOWNSHIP TOTALS</b>       | <b>4,783</b>      | <b>476</b>    | <b>9.95%</b>  | <b>0</b>     |
| <b>ST. CLAIR TOTALS</b>                | <b>152,184</b>    | <b>12,054</b> | <b>7.92%</b>  | <b>0</b>     |
| Precinct 01                            | 1,382             | 2             | 0.14%         | 0            |
| Precinct 02                            | 828               | 0             | 0.00%         | 0            |
| Precinct 03                            | 704               | 3             | 0.43%         | 0            |

**General Primary**  
**March 18, 2014**  
 Thomas Holbrook  
 St. Clair County Clerk

**St. Clair County**  
 For County Assessor  
 (Vote for ONE)

|                             | REGISTERED VOTERS | BALLOTS CAST  | TURNOUT      | NO CANDIDATE |
|-----------------------------|-------------------|---------------|--------------|--------------|
| Precinct 04                 | 893               | 1             | 0.11%        | 0            |
| Precinct 05                 | 737               | 2             | 0.27%        | 0            |
| Precinct 06                 | 559               | 3             | 0.54%        | 0            |
| Precinct 07                 | 496               | 1             | 0.20%        | 0            |
| Precinct 08                 | 505               | 0             | 0.00%        | 0            |
| Precinct 09                 | 668               | 1             | 0.15%        | 0            |
| Precinct 10                 | 625               | 0             | 0.00%        | 0            |
| Precinct 11                 | 728               | 4             | 0.55%        | 0            |
| Precinct 12                 | 1,029             | 2             | 0.19%        | 0            |
| Precinct 13                 | 1,143             | 0             | 0.00%        | 0            |
| Precinct 14                 | 796               | 1             | 0.13%        | 0            |
| Precinct 15                 | 803               | 2             | 0.25%        | 0            |
| Precinct 16                 | 765               | 2             | 0.26%        | 0            |
| Precinct 17                 | 934               | 1             | 0.11%        | 0            |
| Precinct 18                 | 467               | 1             | 0.21%        | 0            |
| Precinct 19                 | 737               | 2             | 0.27%        | 0            |
| Precinct 20                 | 797               | 5             | 0.63%        | 0            |
| Precinct 21                 | 824               | 1             | 0.12%        | 0            |
| Precinct 22                 | 427               | 0             | 0.00%        | 0            |
| Precinct 23                 | 885               | 6             | 0.68%        | 0            |
| Precinct 24                 | 416               | 5             | 1.20%        | 0            |
| Precinct 25                 | 830               | 1             | 0.12%        | 0            |
| <b>CITY OF E. ST. LOUIS</b> | <b>18,978</b>     | <b>46</b>     | <b>0.24%</b> | <b>0</b>     |
| <b>TOTALS</b>               |                   |               |              |              |
| <b>TOTALS</b>               | <b>171,162</b>    | <b>12,100</b> | <b>7.07%</b> | <b>0</b>     |

**General Primary**  
**March 18, 2014**  
 Thomas Holbrook  
 St. Clair County Clerk

**St. Clair County**  
 For County Board Of Review  
 (Vote for ONE)

|               | REGISTERED VOTERS | BALLOTS CAST | TURNOUT | NO CANDIDATE |
|---------------|-------------------|--------------|---------|--------------|
| Belleville 1  | 566               | 36           | 6.36%   | 0            |
| Belleville 2  | 1,103             | 53           | 4.81%   | 0            |
| Belleville 3  | 822               | 57           | 6.93%   | 0            |
| Belleville 4  | 730               | 53           | 7.26%   | 0            |
| Belleville 5  | 798               | 43           | 5.39%   | 0            |
| Belleville 6  | 734               | 31           | 4.22%   | 0            |
| Belleville 7  | 753               | 44           | 5.84%   | 0            |
| Belleville 8  | 596               | 57           | 9.56%   | 0            |
| Belleville 9  | 566               | 46           | 8.13%   | 0            |
| Belleville 10 | 586               | 24           | 4.10%   | 0            |
| Belleville 11 | 576               | 42           | 7.29%   | 0            |
| Belleville 12 | 745               | 41           | 5.50%   | 0            |
| Belleville 13 | 914               | 35           | 3.83%   | 0            |
| Belleville 14 | 881               | 76           | 8.63%   | 0            |
| Belleville 15 | 639               | 21           | 3.29%   | 0            |
| Belleville 16 | 782               | 43           | 5.50%   | 0            |
| Belleville 17 | 646               | 36           | 5.57%   | 0            |
| Belleville 18 | 616               | 34           | 5.52%   | 0            |
| Belleville 19 | 689               | 40           | 5.81%   | 0            |
| Belleville 20 | 754               | 41           | 5.44%   | 0            |
| Belleville 21 | 708               | 32           | 4.52%   | 0            |
| Belleville 22 | 1,185             | 83           | 7.00%   | 0            |
| Belleville 23 | 783               | 55           | 7.02%   | 0            |
| Belleville 24 | 899               | 99           | 11.01%  | 0            |
| Belleville 25 | 692               | 61           | 8.82%   | 0            |
| Belleville 26 | 1,263             | 46           | 3.64%   | 0            |
| Belleville 27 | 594               | 62           | 10.44%  | 0            |
| Belleville 28 | 668               | 73           | 10.93%  | 0            |
| Belleville 29 | 612               | 44           | 7.19%   | 0            |
| Belleville 30 | 523               | 21           | 4.02%   | 0            |
| Belleville 31 | 873               | 78           | 8.93%   | 0            |
| Belleville 32 | 790               | 80           | 10.13%  | 0            |
| Belleville 33 | 718               | 49           | 6.82%   | 0            |
| Belleville 34 | 319               | 16           | 5.02%   | 0            |
| Belleville 35 | 1,067             | 153          | 14.34%  | 0            |

**General Primary**  
**March 18, 2014**  
 Thomas Holbrook  
 St. Clair County Clerk

**St. Clair County**  
 For County Board Of Review  
 (Vote for ONE)

|                                      | REGISTERED VOTERS | BALLOTS CAST | TURNOUT       | NO CANDIDATE |
|--------------------------------------|-------------------|--------------|---------------|--------------|
| <b>BELLEVILLE TOWNSHIP TOTALS</b>    | <b>26,190</b>     | <b>1,805</b> | <b>6.89%</b>  | <b>0</b>     |
| Mascoutah 1                          | 1,077             | 116          | 10.77%        | 0            |
| Mascoutah 2                          | 1,391             | 149          | 10.71%        | 0            |
| Mascoutah 3                          | 1,501             | 166          | 11.06%        | 0            |
| Mascoutah 4                          | 1,183             | 115          | 9.72%         | 0            |
| <b>MASCOUTAH TOWNSHIP TOTALS</b>     | <b>5,152</b>      | <b>546</b>   | <b>10.60%</b> | <b>0</b>     |
| Lebanon 1                            | 1,399             | 153          | 10.94%        | 0            |
| Lebanon 2                            | 677               | 54           | 7.98%         | 0            |
| Lebanon 3                            | 534               | 48           | 8.99%         | 0            |
| <b>LEBANON TOWNSHIP TOTALS</b>       | <b>2,610</b>      | <b>255</b>   | <b>9.77%</b>  | <b>0</b>     |
| Shiloh Valley 1                      | 1,433             | 132          | 9.21%         | 0            |
| Shiloh Valley 2                      | 820               | 23           | 2.80%         | 0            |
| Shiloh Valley 3                      | 561               | 40           | 7.13%         | 0            |
| Shiloh Valley 4                      | 592               | 62           | 10.47%        | 0            |
| Shiloh Valley 5                      | 1,481             | 117          | 7.90%         | 0            |
| <b>SHILOH VALLEY TOWNSHIP TOTALS</b> | <b>4,887</b>      | <b>374</b>   | <b>7.65%</b>  | <b>0</b>     |
| O Fallon 1                           | 969               | 74           | 7.64%         | 0            |
| O Fallon 2                           | 959               | 55           | 5.74%         | 0            |
| O Fallon 3                           | 640               | 59           | 9.22%         | 0            |
| O Fallon 4                           | 509               | 81           | 15.91%        | 0            |
| O Fallon 5                           | 1,020             | 112          | 10.98%        | 0            |
| O Fallon 6                           | 792               | 78           | 9.85%         | 0            |
| O Fallon 7                           | 1,053             | 187          | 17.76%        | 0            |
| O Fallon 8                           | 1,378             | 209          | 15.17%        | 0            |
| O Fallon 9                           | 929               | 113          | 12.16%        | 0            |
| O Fallon 10                          | 957               | 63           | 6.58%         | 0            |
| O Fallon 11                          | 950               | 141          | 14.84%        | 0            |
| O Fallon 12                          | 1,140             | 125          | 10.96%        | 0            |
| O Fallon 13                          | 1,108             | 62           | 5.60%         | 0            |
| O Fallon 14                          | 805               | 81           | 10.06%        | 0            |
| O Fallon 15                          | 1,081             | 137          | 12.67%        | 0            |
| O Fallon 16                          | 1,013             | 112          | 11.06%        | 0            |

**General Primary**  
**March 18, 2014**  
 Thomas Holbrook  
 St. Clair County Clerk

**St. Clair County**  
 For County Board Of Review  
 (Vote for ONE)

|                                     | REGISTERED VOTERS | BALLOTS CAST | TURNOUT       | NO CANDIDATE |
|-------------------------------------|-------------------|--------------|---------------|--------------|
| O Fallon 17                         | 753               | 75           | 9.96%         | 0            |
| O Fallon 18                         | 579               | 56           | 9.67%         | 0            |
| <b>O'FALLON TOWNSHIP<br/>TOTALS</b> | <b>16,635</b>     | <b>1,820</b> | <b>10.94%</b> | <b>0</b>     |
| St Clair 1                          | 548               | 22           | 4.01%         | 0            |
| St Clair 2                          | 690               | 58           | 8.41%         | 0            |
| St Clair 3                          | 641               | 44           | 6.86%         | 0            |
| St Clair 4                          | 356               | 30           | 8.43%         | 0            |
| St Clair 5                          | 614               | 45           | 7.33%         | 0            |
| St Clair 6                          | 671               | 79           | 11.77%        | 0            |
| St Clair 7                          | 469               | 47           | 10.02%        | 0            |
| St Clair 8                          | 1,026             | 111          | 10.82%        | 0            |
| St Clair 9                          | 897               | 78           | 8.70%         | 0            |
| St Clair 10                         | 441               | 44           | 9.98%         | 0            |
| St Clair 11                         | 516               | 41           | 7.95%         | 0            |
| St Clair 12                         | 1,030             | 66           | 6.41%         | 0            |
| St Clair 13                         | 741               | 86           | 11.61%        | 0            |
| St Clair 14                         | 662               | 31           | 4.68%         | 0            |
| St Clair 15                         | 1,114             | 92           | 8.26%         | 0            |
| St Clair 16                         | 962               | 26           | 2.70%         | 0            |
| St Clair 17                         | 405               | 16           | 3.95%         | 0            |
| St Clair 18                         | 595               | 50           | 8.40%         | 0            |
| St Clair 19                         | 548               | 65           | 11.86%        | 0            |
| St Clair 20                         | 729               | 64           | 8.78%         | 0            |
| St Clair 21                         | 613               | 80           | 13.05%        | 0            |
| St Clair 22                         | 486               | 26           | 5.35%         | 0            |
| St Clair 23                         | 1,027             | 74           | 7.21%         | 0            |
| St Clair 24                         | 643               | 85           | 13.22%        | 0            |
| St Clair 25                         | 1,063             | 58           | 5.46%         | 0            |
| St Clair 26                         | 796               | 51           | 6.41%         | 0            |
| St Clair 27                         | 805               | 72           | 8.94%         | 0            |
| St Clair 28                         | 875               | 112          | 12.80%        | 0            |
| St Clair 29                         | 788               | 42           | 5.33%         | 0            |
| St Clair 30                         | 675               | 97           | 14.37%        | 0            |
| St Clair 31                         | 754               | 65           | 8.62%         | 0            |



**General Primary**  
**March 18, 2014**  
 Thomas Holbrook  
 St. Clair County Clerk

**St. Clair County**  
 For County Board Of Review  
 (Vote for ONE)

|                                   | REGISTERED VOTERS | BALLOTS CAST | TURNOUT      | NO CANDIDATE |
|-----------------------------------|-------------------|--------------|--------------|--------------|
| St Clair 32                       | 530               | 66           | 12.45%       | 0            |
| St Clair 33                       | 750               | 21           | 2.80%        | 0            |
| <b>ST. CLAIR TOWNSHIP TOTALS</b>  | <b>23,460</b>     | <b>1,944</b> | <b>8.29%</b> | <b>0</b>     |
| Caseyville 1                      | 951               | 48           | 5.05%        | 0            |
| Caseyville 2                      | 1,063             | 77           | 7.24%        | 0            |
| Caseyville 3                      | 656               | 87           | 13.26%       | 0            |
| Caseyville 4                      | 732               | 123          | 16.80%       | 0            |
| Caseyville 5                      | 1,518             | 100          | 6.59%        | 0            |
| Caseyville 6                      | 552               | 30           | 5.43%        | 0            |
| Caseyville 7                      | 643               | 43           | 6.69%        | 0            |
| Caseyville 8                      | 828               | 172          | 20.77%       | 0            |
| Caseyville 9                      | 1,019             | 84           | 8.24%        | 0            |
| Caseyville 10                     | 536               | 38           | 7.09%        | 0            |
| Caseyville 11                     | 639               | 85           | 13.30%       | 0            |
| Caseyville 12                     | 1,549             | 126          | 8.13%        | 0            |
| Caseyville 13                     | 796               | 84           | 10.55%       | 0            |
| Caseyville 14                     | 603               | 97           | 16.09%       | 0            |
| Caseyville 15                     | 464               | 47           | 10.13%       | 0            |
| Caseyville 16                     | 393               | 23           | 5.85%        | 0            |
| Caseyville 17                     | 308               | 16           | 5.19%        | 0            |
| Caseyville 18                     | 450               | 21           | 4.67%        | 0            |
| Caseyville 19                     | 522               | 102          | 19.54%       | 0            |
| Caseyville 20                     | 487               | 68           | 13.96%       | 0            |
| Caseyville 21                     | 732               | 75           | 10.25%       | 0            |
| Caseyville 22                     | 490               | 42           | 8.57%        | 0            |
| Caseyville 23                     | 908               | 41           | 4.52%        | 0            |
| Caseyville 24                     | 692               | 52           | 7.51%        | 0            |
| Caseyville 25                     | 845               | 33           | 3.91%        | 0            |
| Caseyville 26                     | 1,425             | 69           | 4.84%        | 0            |
| Caseyville 27                     | 1,198             | 83           | 6.93%        | 0            |
| <b>CASEYVILLE TOWNSHIP TOTALS</b> | <b>20,999</b>     | <b>1,866</b> | <b>8.89%</b> | <b>0</b>     |
| Stookey 1                         | 1,555             | 192          | 12.35%       | 0            |
| Stookey 2                         | 801               | 110          | 13.73%       | 0            |
| Stookey 3                         | 464               | 40           | 8.62%        | 0            |

**General Primary**  
**March 18, 2014**  
 Thomas Holbrook  
 St. Clair County Clerk

**St. Clair County**  
 For County Board Of Review  
 (Vote for ONE)

|                                | REGISTERED VOTERS | BALLOTS CAST | TURNOUT       | NO CANDIDATE |
|--------------------------------|-------------------|--------------|---------------|--------------|
| Stookey 4                      | 617               | 74           | 11.99%        | 0            |
| Stookey 5                      | 341               | 15           | 4.40%         | 0            |
| Stookey 6                      | 929               | 74           | 7.97%         | 0            |
| Stookey 7                      | 620               | 74           | 11.94%        | 0            |
| Stookey 8                      | 428               | 20           | 4.67%         | 0            |
| Stookey 9                      | 832               | 70           | 8.41%         | 0            |
| Stookey 10                     | 701               | 81           | 11.55%        | 0            |
| <b>STOOKEY TOWNSHIP TOTALS</b> | <b>7,288</b>      | <b>750</b>   | <b>10.29%</b> | <b>0</b>     |
| Centreville 1                  | 621               | 0            | 0.00%         | 0            |
| Centreville 2                  | 492               | 2            | 0.41%         | 0            |
| Centreville 3                  | 459               | 0            | 0.00%         | 0            |
| Centreville 4                  | 762               | 68           | 8.92%         | 0            |
| Centreville 5                  | 323               | 0            | 0.00%         | 0            |
| Centreville 6                  | 468               | 88           | 18.80%        | 0            |
| Centreville 7                  | 252               | 0            | 0.00%         | 0            |
| Centreville 8                  | 455               | 13           | 2.86%         | 0            |
| Centreville 9                  | 631               | 9            | 1.43%         | 0            |
| Centreville 10                 | 407               | 1            | 0.25%         | 0            |
| Centreville 11                 | 269               | 0            | 0.00%         | 0            |
| Centreville 12                 | 1,033             | 0            | 0.00%         | 0            |
| Centreville 13                 | 867               | 23           | 2.65%         | 0            |
| Centreville 14                 | 668               | 2            | 0.30%         | 0            |
| Centreville 15                 | 645               | 16           | 2.48%         | 0            |
| Centreville 16                 | 553               | 4            | 0.72%         | 0            |
| Centreville 17                 | 335               | 0            | 0.00%         | 0            |
| Centreville 18                 | 716               | 12           | 1.68%         | 0            |
| Centreville 19                 | 597               | 13           | 2.18%         | 0            |
| Centreville 20                 | 762               | 14           | 1.84%         | 0            |
| Centreville 21                 | 424               | 5            | 1.18%         | 0            |
| Centreville 22                 | 453               | 2            | 0.44%         | 0            |
| Centreville 23                 | 616               | 13           | 2.11%         | 0            |
| Centreville 24                 | 826               | 21           | 2.54%         | 0            |
| Centreville 25                 | 961               | 22           | 2.29%         | 0            |
| Centreville 26                 | 651               | 15           | 2.30%         | 0            |

**General Primary**  
**March 18, 2014**  
 Thomas Holbrook  
 St. Clair County Clerk

**St. Clair County**  
 For County Board Of Review  
 (Vote for ONE)

|                                     | REGISTERED VOTERS | BALLOTS CAST | TURNOUT       | NO CANDIDATE |
|-------------------------------------|-------------------|--------------|---------------|--------------|
| Centreville 27                      | 533               | 0            | 0.00%         | 0            |
| <b>CENTREVILLE TOWNSHIP TOTALS</b>  | <b>15,779</b>     | <b>343</b>   | <b>2.17%</b>  | <b>0</b>     |
| Canteen 1                           | 607               | 6            | 0.99%         | 0            |
| Canteen 2                           | 618               | 24           | 3.88%         | 0            |
| Canteen 3                           | 171               | 0            | 0.00%         | 0            |
| Canteen 4                           | 234               | 4            | 1.71%         | 0            |
| Canteen 5                           | 343               | 1            | 0.29%         | 0            |
| Canteen 6                           | 294               | 0            | 0.00%         | 0            |
| Canteen 7                           | 445               | 2            | 0.45%         | 0            |
| Canteen 8                           | 263               | 0            | 0.00%         | 0            |
| Canteen 9                           | 452               | 10           | 2.21%         | 0            |
| Canteen 10                          | 376               | 0            | 0.00%         | 0            |
| Canteen 11                          | 146               | 0            | 0.00%         | 0            |
| Canteen 12                          | 416               | 10           | 2.40%         | 0            |
| Canteen 13                          | 496               | 26           | 5.24%         | 0            |
| Canteen 14                          | 184               | 4            | 2.17%         | 0            |
| <b>CANTEEN TOWNSHIP TOTALS</b>      | <b>5,045</b>      | <b>87</b>    | <b>1.72%</b>  | <b>0</b>     |
| Sugar Loaf 1                        | 1,181             | 97           | 8.21%         | 0            |
| Sugar Loaf 2                        | 675               | 18           | 2.67%         | 0            |
| Sugar Loaf 3                        | 554               | 29           | 5.23%         | 0            |
| Sugar Loaf 4                        | 763               | 29           | 3.80%         | 0            |
| Sugar Loaf 5                        | 822               | 35           | 4.26%         | 0            |
| Sugar Loaf 6                        | 757               | 21           | 2.77%         | 0            |
| <b>SUGAR LOAF TOWNSHIP TOTALS</b>   | <b>4,752</b>      | <b>229</b>   | <b>4.82%</b>  | <b>0</b>     |
| Stites 1                            | 499               | 0            | 0.00%         | 0            |
| <b>STITES TOWNSHIP TOTALS</b>       | <b>499</b>        | <b>0</b>     | <b>0.00%</b>  | <b>0</b>     |
| Engelmann 1                         | 546               | 100          | 18.32%        | 0            |
| <b>ENGELMANN TOWNSHIP TOTALS</b>    | <b>546</b>        | <b>100</b>   | <b>18.32%</b> | <b>0</b>     |
| Fayetteville 1                      | 450               | 48           | 10.67%        | 0            |
| Fayetteville 2                      | 709               | 90           | 12.69%        | 0            |
| <b>FAYETTEVILLE TOWNSHIP TOTALS</b> | <b>1,159</b>      | <b>138</b>   | <b>11.91%</b> | <b>0</b>     |

**General Primary**  
**March 18, 2014**  
 Thomas Holbrook  
 St. Clair County Clerk

**St. Clair County**  
 For County Board Of Review  
 (Vote for ONE)

|  | REGISTERED VOTERS | BALLOTS CAST  | TURNOUT       | NO CANDIDATE |
|--|-------------------|---------------|---------------|--------------|
| Marissa 1                              | 495               | 48            | 9.70%         | 0            |
| Marissa 2                              | 551               | 53            | 9.62%         | 0            |
| Marissa 3                              | 572               | 67            | 11.71%        | 0            |
| <b>MARISSA TOWNSHIP TOTALS</b>         | <b>1,618</b>      | <b>168</b>    | <b>10.38%</b> | <b>0</b>     |
| Freeburg 1                             | 1,223             | 126           | 10.30%        | 0            |
| Freeburg 2                             | 1,164             | 121           | 10.40%        | 0            |
| Freeburg 3                             | 1,120             | 121           | 10.80%        | 0            |
| <b>FREEBURG TOWNSHIP TOTALS</b>        | <b>3,507</b>      | <b>368</b>    | <b>10.49%</b> | <b>0</b>     |
| New Athens 1                           | 871               | 56            | 6.43%         | 0            |
| New Athens 2                           | 862               | 119           | 13.81%        | 0            |
| <b>NEW ATHENS TOWNSHIP TOTALS</b>      | <b>1,733</b>      | <b>175</b>    | <b>10.10%</b> | <b>0</b>     |
| Lenzburg 1                             | 672               | 60            | 8.93%         | 0            |
| <b>LENZBURG TOWNSHIP TOTALS</b>        | <b>672</b>        | <b>60</b>     | <b>8.93%</b>  | <b>0</b>     |
| Prairie Du Long 1                      | 799               | 116           | 14.52%        | 0            |
| Prairie Du Long 2                      | 962               | 139           | 14.45%        | 0            |
| <b>PRAIRIE DU LONG TOWNSHIP TOTALS</b> | <b>1,761</b>      | <b>255</b>    | <b>14.48%</b> | <b>0</b>     |
| Smithton 1                             | 1,274             | 112           | 8.79%         | 0            |
| Smithton 2                             | 791               | 61            | 7.71%         | 0            |
| Smithton 3                             | 1,044             | 122           | 11.69%        | 0            |
| <b>SMITHTON TOWNSHIP TOTALS</b>        | <b>3,109</b>      | <b>295</b>    | <b>9.49%</b>  | <b>0</b>     |
| Millstadt 1                            | 1,047             | 103           | 9.84%         | 0            |
| Millstadt 2                            | 1,404             | 147           | 10.47%        | 0            |
| Millstadt 3                            | 559               | 46            | 8.23%         | 0            |
| Millstadt 4                            | 848               | 83            | 9.79%         | 0            |
| Millstadt 5                            | 925               | 97            | 10.49%        | 0            |
| <b>MILLSTADT TOWNSHIP TOTALS</b>       | <b>4,783</b>      | <b>476</b>    | <b>9.95%</b>  | <b>0</b>     |
| <b>ST. CLAIR TOTALS</b>                | <b>152,184</b>    | <b>12,054</b> | <b>7.92%</b>  | <b>0</b>     |
| Precinct 01                            | 1,382             | 2             | 0.14%         | 0            |
| Precinct 02                            | 828               | 0             | 0.00%         | 0            |
| Precinct 03                            | 704               | 3             | 0.43%         | 0            |

**General Primary**  
**March 18, 2014**  
 Thomas Holbrook  
 St. Clair County Clerk

**St. Clair County**  
 For County Board Of Review  
 (Vote for ONE)

|                             | REGISTERED VOTERS | BALLOTS CAST  | TURNOUT      | NO CANDIDATE |
|-----------------------------|-------------------|---------------|--------------|--------------|
| Precinct 04                 | 893               | 1             | 0.11%        | 0            |
| Precinct 05                 | 737               | 2             | 0.27%        | 0            |
| Precinct 06                 | 559               | 3             | 0.54%        | 0            |
| Precinct 07                 | 496               | 1             | 0.20%        | 0            |
| Precinct 08                 | 505               | 0             | 0.00%        | 0            |
| Precinct 09                 | 668               | 1             | 0.15%        | 0            |
| Precinct 10                 | 625               | 0             | 0.00%        | 0            |
| Precinct 11                 | 728               | 4             | 0.55%        | 0            |
| Precinct 12                 | 1,029             | 2             | 0.19%        | 0            |
| Precinct 13                 | 1,143             | 0             | 0.00%        | 0            |
| Precinct 14                 | 796               | 1             | 0.13%        | 0            |
| Precinct 15                 | 803               | 2             | 0.25%        | 0            |
| Precinct 16                 | 765               | 2             | 0.26%        | 0            |
| Precinct 17                 | 934               | 1             | 0.11%        | 0            |
| Precinct 18                 | 467               | 1             | 0.21%        | 0            |
| Precinct 19                 | 737               | 2             | 0.27%        | 0            |
| Precinct 20                 | 797               | 5             | 0.63%        | 0            |
| Precinct 21                 | 824               | 1             | 0.12%        | 0            |
| Precinct 22                 | 427               | 0             | 0.00%        | 0            |
| Precinct 23                 | 885               | 6             | 0.68%        | 0            |
| Precinct 24                 | 416               | 5             | 1.20%        | 0            |
| Precinct 25                 | 830               | 1             | 0.12%        | 0            |
| <b>CITY OF E. ST. LOUIS</b> | <b>18,978</b>     | <b>46</b>     | <b>0.24%</b> | <b>0</b>     |
| <b>TOTALS</b>               |                   |               |              |              |
| <b>TOTALS</b>               | <b>171,162</b>    | <b>12,100</b> | <b>7.07%</b> | <b>0</b>     |

**CANVASS OF VOTES**  
**in St. Clair County, Illinois at the General Primary on Tuesday, March 18, 2014**


---

STATE OF ILLINOIS  
COUNTY OF ST. CLAIR

**St. Clair County**

I, Thomas Holbrook, St. Clair County Clerk, do hereby certify that the above is a correct copy of the Canvass of votes cast at the General Primary held in St. Clair County on Tuesday, March 18, 2014. This canvass was made by the County Canvassing Board of St. Clair County and is now on file in my office.

Dated: Tuesday, April 8, 2014

A handwritten signature in black ink that reads "Thomas Holbrook". The signature is written in a cursive style with a large, sweeping initial "T".

---

Thomas Holbrook, St. Clair County Clerk

General Primary  
March 18, 2014  
Official Republican Canvass  
St. Clair County, Illinois



ESR 13  
(Clinton, Jackson, Marion & Washington  
Counties)

Dated: Tuesday, April 8, 2014  
Issued by:

A handwritten signature in black ink that reads "Thomas Holbrook". The signature is written in a cursive style with a large, sweeping initial "T".

Thomas Holbrook  
St. Clair County Clerk

**General Primary**  
**March 18, 2014**  
 Thomas Holbrook  
 St. Clair County Clerk

**ESR 13**  
**(Clinton, Jackson, Marion & Washington Counties)**  
 For Regional Superintendent Of Schools  
 (Vote for ONE)

|                                      | REGISTERED VOTERS | BALLOTS CAST | TURNOUT        | RON DANIELS | JACOB PURCELL |
|--------------------------------------|-------------------|--------------|----------------|-------------|---------------|
| Mascoutah 1                          | 1                 | 1            | 100.00%        | 0           | 1             |
| <b>MASCOUTAH TOWNSHIP<br/>TOTALS</b> | <b>1</b>          | <b>1</b>     | <b>100.00%</b> | <b>0</b>    | <b>1</b>      |
| <b>ST. CLAIR TOTALS</b>              | <b>1</b>          | <b>1</b>     | <b>100.00%</b> | <b>0</b>    | <b>1</b>      |
| <b>TOTALS</b>                        | <b>1</b>          | <b>1</b>     | <b>100.00%</b> | <b>0</b>    | <b>1</b>      |



**CANVASS OF VOTES**  
**in St. Clair County, Illinois at the General Primary on Tuesday, March 18, 2014**

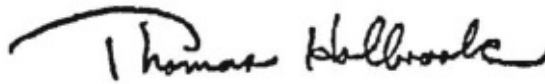
---

STATE OF ILLINOIS  
COUNTY OF ST. CLAIR

**ESR 13**  
**(Clinton, Jackson, Marion & Washington Counties)**

I, Thomas Holbrook, St. Clair County Clerk, do hereby certify that the above is a correct copy of the Canvass of votes cast at the General Primary held in St. Clair County on Tuesday, March 18, 2014. This canvass was made by the County Canvassing Board of St. Clair County and is now on file in my office.

Dated: Tuesday, April 8, 2014

A handwritten signature in black ink that reads "Thomas Holbrook". The signature is written in a cursive style with a large, sweeping arch over the first name.

---

Thomas Holbrook, St. Clair County Clerk

General Primary  
March 18, 2014  
Official Republican Canvass  
St. Clair County, Illinois



ESR 41  
(Madison County)

Dated: Tuesday, April 8, 2014  
Issued by:

A handwritten signature in black ink that reads "Thomas Holbrook". The signature is written in a cursive style with a large, sweeping initial "T".

Thomas Holbrook  
St. Clair County Clerk

**General Primary**  
**March 18, 2014**  
 Thomas Holbrook  
 St. Clair County Clerk

**ESR 41**  
**(Madison County)**  
 For Regional Superintendent Of Schools  
 (Vote for ONE)

|                                   | REGISTERED VOTERS | BALLOTS CAST | TURNOUT      | NO CANDIDATE |
|-----------------------------------|-------------------|--------------|--------------|--------------|
| Caseyville 1                      | 930               | 0            | 0.00%        | 0            |
| Caseyville 5                      | 1,518             | 100          | 6.59%        | 0            |
| Caseyville 6                      | 552               | 30           | 5.43%        | 0            |
| Caseyville 7                      | 643               | 43           | 6.69%        | 0            |
| Caseyville 8                      | 14                | 0            | 0.00%        | 0            |
| Caseyville 11                     | 45                | 0            | 0.00%        | 0            |
| Caseyville 16                     | 393               | 23           | 5.85%        | 0            |
| Caseyville 17                     | 308               | 16           | 5.19%        | 0            |
| Caseyville 18                     | 429               | 0            | 0.00%        | 0            |
| Caseyville 21                     | 208               | 0            | 0.00%        | 0            |
| <b>CASEYVILLE TOWNSHIP TOTALS</b> | <b>5,040</b>      | <b>212</b>   | <b>4.21%</b> | <b>0</b>     |
| Canteen 1                         | 481               | 0            | 0.00%        | 0            |
| Canteen 9                         | 429               | 0            | 0.00%        | 0            |
| Canteen 12                        | 416               | 10           | 2.40%        | 0            |
| Canteen 13                        | 12                | 0            | 0.00%        | 0            |
| <b>CANTEEN TOWNSHIP TOTALS</b>    | <b>1,338</b>      | <b>10</b>    | <b>0.75%</b> | <b>0</b>     |
| <b>ST. CLAIR TOTALS</b>           | <b>6,378</b>      | <b>222</b>   | <b>3.48%</b> | <b>0</b>     |
| <b>TOTALS</b>                     | <b>6,378</b>      | <b>222</b>   | <b>3.48%</b> | <b>0</b>     |

**CANVASS OF VOTES**  
**in St. Clair County, Illinois at the General Primary on Tuesday, March 18, 2014**


---

STATE OF ILLINOIS  
COUNTY OF ST. CLAIR

**ESR 41**  
**(Madison County)**

I, Thomas Holbrook, St. Clair County Clerk, do hereby certify that the above is a correct copy of the Canvass of votes cast at the General Primary held in St. Clair County on Tuesday, March 18, 2014. This canvass was made by the County Canvassing Board of St. Clair County and is now on file in my office.

Dated: Tuesday, April 8, 2014



---

Thomas Holbrook, St. Clair County Clerk

General Primary  
March 18, 2014  
Official Republican Canvass  
St. Clair County, Illinois



ESR 45  
(Monroe & Randolph Counties)

Dated: Tuesday, April 8, 2014

Issued by:

A handwritten signature in black ink that reads "Thomas Holbrook". The signature is written in a cursive style with a large, sweeping initial "T".

Thomas Holbrook  
St. Clair County Clerk

**General Primary**  
**March 18, 2014**  
 Thomas Holbrook  
 St. Clair County Clerk

**ESR 45**  
**(Monroe & Randolph Counties)**  
 For Regional Superintendent Of Schools  
 (Vote for ONE)

|  | REGISTERED VOTERS | BALLOTS CAST | TURNOUT      | KELTON DAVIS |
|--|-------------------|--------------|--------------|--------------|
| Sugar Loaf 1                               | 478               | 36           | 7.53%        | 28           |
| <b>SUGAR LOAF TOWNSHIP<br/>TOTALS</b>      | <b>478</b>        | <b>36</b>    | <b>7.53%</b> | <b>28</b>    |
| Lenzburg 1                                 | 0                 | 0            | 0.00%        | 0            |
| <b>LENZBURG TOWNSHIP<br/>TOTALS</b>        | <b>0</b>          | <b>0</b>     | <b>0.00%</b> | <b>0</b>     |
| Prairie Du Long 1                          | 25                | 2            | 8.00%        | 2            |
| <b>PRAIRIE DU LONG<br/>TOWNSHIP TOTALS</b> | <b>25</b>         | <b>2</b>     | <b>8.00%</b> | <b>2</b>     |
| Millstadt 2                                | 17                | 2            | 11.76%       | 2            |
| Millstadt 3                                | 112               | 13           | 11.61%       | 8            |
| Millstadt 4                                | 65                | 3            | 4.62%        | 2            |
| <b>MILLSTADT TOWNSHIP<br/>TOTALS</b>       | <b>194</b>        | <b>18</b>    | <b>9.28%</b> | <b>12</b>    |
| <b>ST. CLAIR TOTALS</b>                    | <b>697</b>        | <b>56</b>    | <b>8.03%</b> | <b>42</b>    |
| <b>TOTALS</b>                              | <b>697</b>        | <b>56</b>    | <b>8.03%</b> | <b>42</b>    |

**General Primary**  
**March 18, 2014**  
 Thomas Holbrook  
 St. Clair County Clerk

**ESR 45**  
**(Monroe & Randolph Counties)**  
 For Regional Superintendent Of Schools  
 (For an Unexpired Term)  
 (Vote for ONE)

|  | REGISTERED VOTERS | BALLOTS CAST | TURNOUT      | KELTON DAVIS |
|--|-------------------|--------------|--------------|--------------|
| Sugar Loaf 1                           | 478               | 36           | 7.53%        | 27           |
| <b>SUGAR LOAF TOWNSHIP TOTALS</b>      | <b>478</b>        | <b>36</b>    | <b>7.53%</b> | <b>27</b>    |
| Lenzburg 1                             | 0                 | 0            | 0.00%        | 0            |
| <b>LENZBURG TOWNSHIP TOTALS</b>        | <b>0</b>          | <b>0</b>     | <b>0.00%</b> | <b>0</b>     |
| Prairie Du Long 1                      | 25                | 2            | 8.00%        | 2            |
| <b>PRAIRIE DU LONG TOWNSHIP TOTALS</b> | <b>25</b>         | <b>2</b>     | <b>8.00%</b> | <b>2</b>     |
| Millstadt 2                            | 17                | 2            | 11.76%       | 2            |
| Millstadt 3                            | 112               | 13           | 11.61%       | 8            |
| Millstadt 4                            | 65                | 3            | 4.62%        | 2            |
| <b>MILLSTADT TOWNSHIP TOTALS</b>       | <b>194</b>        | <b>18</b>    | <b>9.28%</b> | <b>12</b>    |
| <b>ST. CLAIR TOTALS</b>                | <b>697</b>        | <b>56</b>    | <b>8.03%</b> | <b>41</b>    |
| <b>TOTALS</b>                          | <b>697</b>        | <b>56</b>    | <b>8.03%</b> | <b>41</b>    |

**CANVASS OF VOTES**  
**in St. Clair County, Illinois at the General Primary on Tuesday, March 18, 2014**


---

STATE OF ILLINOIS  
COUNTY OF ST. CLAIR

**ESR 45**  
**(Monroe & Randolph Counties)**

I, Thomas Holbrook, St. Clair County Clerk, do hereby certify that the above is a correct copy of the Canvass of votes cast at the General Primary held in St. Clair County on Tuesday, March 18, 2014. This canvass was made by the County Canvassing Board of St. Clair County and is now on file in my office.

Dated: Tuesday, April 8, 2014



---

Thomas Holbrook, St. Clair County Clerk



General Primary  
March 18, 2014  
Official Republican Canvass  
St. Clair County, Illinois



ESR 50  
(St. Clair)

Dated: Tuesday, April 8, 2014  
Issued by:

A handwritten signature in black ink that reads "Thomas Holbrook". The signature is written in a cursive style with a large, sweeping initial "T".

Thomas Holbrook  
St. Clair County Clerk

**General Primary**  
**March 18, 2014**  
 Thomas Holbrook  
 St. Clair County Clerk

**ESR 50**  
**(St. Clair)**  
 ESR  
 (St. Clair County)  
 (Vote for ONE)

|               | REGISTERED VOTERS | BALLOTS CAST | TURNOUT | NO CANDIDATE |
|---------------|-------------------|--------------|---------|--------------|
| Belleville 1  | 566               | 36           | 6.36%   | 0            |
| Belleville 2  | 1,103             | 53           | 4.81%   | 0            |
| Belleville 3  | 822               | 57           | 6.93%   | 0            |
| Belleville 4  | 730               | 53           | 7.26%   | 0            |
| Belleville 5  | 798               | 43           | 5.39%   | 0            |
| Belleville 6  | 734               | 31           | 4.22%   | 0            |
| Belleville 7  | 753               | 44           | 5.84%   | 0            |
| Belleville 8  | 596               | 57           | 9.56%   | 0            |
| Belleville 9  | 566               | 46           | 8.13%   | 0            |
| Belleville 10 | 586               | 24           | 4.10%   | 0            |
| Belleville 11 | 576               | 42           | 7.29%   | 0            |
| Belleville 12 | 745               | 41           | 5.50%   | 0            |
| Belleville 13 | 914               | 35           | 3.83%   | 0            |
| Belleville 14 | 881               | 76           | 8.63%   | 0            |
| Belleville 15 | 639               | 21           | 3.29%   | 0            |
| Belleville 16 | 782               | 43           | 5.50%   | 0            |
| Belleville 17 | 646               | 36           | 5.57%   | 0            |
| Belleville 18 | 616               | 34           | 5.52%   | 0            |
| Belleville 19 | 689               | 40           | 5.81%   | 0            |
| Belleville 20 | 754               | 41           | 5.44%   | 0            |
| Belleville 21 | 708               | 32           | 4.52%   | 0            |
| Belleville 22 | 1,185             | 83           | 7.00%   | 0            |
| Belleville 23 | 783               | 55           | 7.02%   | 0            |
| Belleville 24 | 899               | 99           | 11.01%  | 0            |
| Belleville 25 | 692               | 61           | 8.82%   | 0            |
| Belleville 26 | 1,263             | 46           | 3.64%   | 0            |
| Belleville 27 | 594               | 62           | 10.44%  | 0            |
| Belleville 28 | 668               | 73           | 10.93%  | 0            |
| Belleville 29 | 612               | 44           | 7.19%   | 0            |
| Belleville 30 | 523               | 21           | 4.02%   | 0            |
| Belleville 31 | 873               | 78           | 8.93%   | 0            |
| Belleville 32 | 790               | 80           | 10.13%  | 0            |
| Belleville 33 | 718               | 49           | 6.82%   | 0            |
| Belleville 34 | 319               | 16           | 5.02%   | 0            |
| Belleville 35 | 1,067             | 153          | 14.34%  | 0            |

**General Primary**  
**March 18, 2014**  
 Thomas Holbrook  
 St. Clair County Clerk

**ESR 50**  
**(St. Clair)**  
 ESR  
 (St. Clair County)  
 (Vote for ONE)

|                                      | REGISTERED VOTERS | BALLOTS CAST | TURNOUT      | NO CANDIDATE |
|--------------------------------------|-------------------|--------------|--------------|--------------|
| <b>BELLEVILLE TOWNSHIP TOTALS</b>    | <b>26,190</b>     | <b>1,805</b> | <b>6.89%</b> | <b>0</b>     |
| Mascoutah 1                          | 1,076             | 0            | 0.00%        | 0            |
| Mascoutah 2                          | 1,391             | 149          | 10.71%       | 0            |
| Mascoutah 3                          | 1,501             | 166          | 11.06%       | 0            |
| Mascoutah 4                          | 1,183             | 115          | 9.72%        | 0            |
| <b>MASCOUTAH TOWNSHIP TOTALS</b>     | <b>5,151</b>      | <b>430</b>   | <b>8.35%</b> | <b>0</b>     |
| Lebanon 1                            | 1,399             | 153          | 10.94%       | 0            |
| Lebanon 2                            | 677               | 54           | 7.98%        | 0            |
| Lebanon 3                            | 534               | 48           | 8.99%        | 0            |
| <b>LEBANON TOWNSHIP TOTALS</b>       | <b>2,610</b>      | <b>255</b>   | <b>9.77%</b> | <b>0</b>     |
| Shiloh Valley 1                      | 1,433             | 132          | 9.21%        | 0            |
| Shiloh Valley 2                      | 820               | 23           | 2.80%        | 0            |
| Shiloh Valley 3                      | 561               | 40           | 7.13%        | 0            |
| Shiloh Valley 4                      | 592               | 62           | 10.47%       | 0            |
| Shiloh Valley 5                      | 1,481             | 117          | 7.90%        | 0            |
| <b>SHILOH VALLEY TOWNSHIP TOTALS</b> | <b>4,887</b>      | <b>374</b>   | <b>7.65%</b> | <b>0</b>     |
| O Fallon 1                           | 969               | 74           | 7.64%        | 0            |
| O Fallon 2                           | 959               | 55           | 5.74%        | 0            |
| O Fallon 3                           | 640               | 59           | 9.22%        | 0            |
| O Fallon 4                           | 509               | 81           | 15.91%       | 0            |
| O Fallon 5                           | 1,020             | 112          | 10.98%       | 0            |
| O Fallon 6                           | 792               | 78           | 9.85%        | 0            |
| O Fallon 7                           | 1,053             | 187          | 17.76%       | 0            |
| O Fallon 8                           | 1,378             | 209          | 15.17%       | 0            |
| O Fallon 9                           | 929               | 113          | 12.16%       | 0            |
| O Fallon 10                          | 957               | 63           | 6.58%        | 0            |
| O Fallon 11                          | 950               | 141          | 14.84%       | 0            |
| O Fallon 12                          | 1,140             | 125          | 10.96%       | 0            |
| O Fallon 13                          | 1,108             | 62           | 5.60%        | 0            |
| O Fallon 14                          | 805               | 81           | 10.06%       | 0            |
| O Fallon 15                          | 1,081             | 137          | 12.67%       | 0            |
| O Fallon 16                          | 1,013             | 112          | 11.06%       | 0            |

**General Primary**  
**March 18, 2014**  
 Thomas Holbrook  
 St. Clair County Clerk

**ESR 50**  
**(St. Clair)**  
 ESR  
 (St. Clair County)  
 (Vote for ONE)

|                                     | REGISTERED VOTERS | BALLOTS CAST | TURNOUT       | NO CANDIDATE |
|-------------------------------------|-------------------|--------------|---------------|--------------|
| O Fallon 17                         | 753               | 75           | 9.96%         | 0            |
| O Fallon 18                         | 579               | 56           | 9.67%         | 0            |
| <b>O'FALLON TOWNSHIP<br/>TOTALS</b> | <b>16,635</b>     | <b>1,820</b> | <b>10.94%</b> | <b>0</b>     |
| St Clair 1                          | 548               | 22           | 4.01%         | 0            |
| St Clair 2                          | 690               | 58           | 8.41%         | 0            |
| St Clair 3                          | 641               | 44           | 6.86%         | 0            |
| St Clair 4                          | 356               | 30           | 8.43%         | 0            |
| St Clair 5                          | 614               | 45           | 7.33%         | 0            |
| St Clair 6                          | 671               | 79           | 11.77%        | 0            |
| St Clair 7                          | 469               | 47           | 10.02%        | 0            |
| St Clair 8                          | 1,026             | 111          | 10.82%        | 0            |
| St Clair 9                          | 897               | 78           | 8.70%         | 0            |
| St Clair 10                         | 441               | 44           | 9.98%         | 0            |
| St Clair 11                         | 516               | 41           | 7.95%         | 0            |
| St Clair 12                         | 1,030             | 66           | 6.41%         | 0            |
| St Clair 13                         | 741               | 86           | 11.61%        | 0            |
| St Clair 14                         | 662               | 31           | 4.68%         | 0            |
| St Clair 15                         | 1,114             | 92           | 8.26%         | 0            |
| St Clair 16                         | 962               | 26           | 2.70%         | 0            |
| St Clair 17                         | 405               | 16           | 3.95%         | 0            |
| St Clair 18                         | 595               | 50           | 8.40%         | 0            |
| St Clair 19                         | 548               | 65           | 11.86%        | 0            |
| St Clair 20                         | 729               | 64           | 8.78%         | 0            |
| St Clair 21                         | 613               | 80           | 13.05%        | 0            |
| St Clair 22                         | 486               | 26           | 5.35%         | 0            |
| St Clair 23                         | 1,027             | 74           | 7.21%         | 0            |
| St Clair 24                         | 643               | 85           | 13.22%        | 0            |
| St Clair 25                         | 1,063             | 58           | 5.46%         | 0            |
| St Clair 26                         | 796               | 51           | 6.41%         | 0            |
| St Clair 27                         | 805               | 72           | 8.94%         | 0            |
| St Clair 28                         | 875               | 112          | 12.80%        | 0            |
| St Clair 29                         | 788               | 42           | 5.33%         | 0            |
| St Clair 30                         | 675               | 97           | 14.37%        | 0            |
| St Clair 31                         | 754               | 65           | 8.62%         | 0            |

**General Primary**  
**March 18, 2014**  
 Thomas Holbrook  
 St. Clair County Clerk

**ESR 50**  
**(St. Clair)**  
 ESR  
 (St. Clair County)  
 (Vote for ONE)

|                                   | REGISTERED VOTERS | BALLOTS CAST | TURNOUT      | NO CANDIDATE |
|-----------------------------------|-------------------|--------------|--------------|--------------|
| St Clair 32                       | 530               | 66           | 12.45%       | 0            |
| St Clair 33                       | 750               | 21           | 2.80%        | 0            |
| <b>ST. CLAIR TOWNSHIP TOTALS</b>  | <b>23,460</b>     | <b>1,944</b> | <b>8.29%</b> | <b>0</b>     |
| Caseyville 1                      | 21                | 0            | 0.00%        | 0            |
| Caseyville 2                      | 1,063             | 77           | 7.24%        | 0            |
| Caseyville 3                      | 656               | 87           | 13.26%       | 0            |
| Caseyville 4                      | 732               | 123          | 16.80%       | 0            |
| Caseyville 8                      | 814               | 0            | 0.00%        | 0            |
| Caseyville 9                      | 1,019             | 84           | 8.24%        | 0            |
| Caseyville 10                     | 536               | 38           | 7.09%        | 0            |
| Caseyville 11                     | 594               | 0            | 0.00%        | 0            |
| Caseyville 12                     | 1,549             | 126          | 8.13%        | 0            |
| Caseyville 13                     | 796               | 84           | 10.55%       | 0            |
| Caseyville 14                     | 603               | 97           | 16.09%       | 0            |
| Caseyville 15                     | 464               | 47           | 10.13%       | 0            |
| Caseyville 18                     | 21                | 0            | 0.00%        | 0            |
| Caseyville 19                     | 522               | 102          | 19.54%       | 0            |
| Caseyville 20                     | 487               | 68           | 13.96%       | 0            |
| Caseyville 21                     | 524               | 0            | 0.00%        | 0            |
| Caseyville 22                     | 490               | 42           | 8.57%        | 0            |
| Caseyville 23                     | 908               | 41           | 4.52%        | 0            |
| Caseyville 24                     | 692               | 52           | 7.51%        | 0            |
| Caseyville 25                     | 845               | 33           | 3.91%        | 0            |
| Caseyville 26                     | 1,425             | 69           | 4.84%        | 0            |
| Caseyville 27                     | 1,198             | 83           | 6.93%        | 0            |
| <b>CASEYVILLE TOWNSHIP TOTALS</b> | <b>15,959</b>     | <b>1,253</b> | <b>7.85%</b> | <b>0</b>     |
| Stookey 1                         | 1,555             | 192          | 12.35%       | 0            |
| Stookey 2                         | 801               | 110          | 13.73%       | 0            |
| Stookey 3                         | 464               | 40           | 8.62%        | 0            |
| Stookey 4                         | 617               | 74           | 11.99%       | 0            |
| Stookey 5                         | 341               | 15           | 4.40%        | 0            |
| Stookey 6                         | 929               | 74           | 7.97%        | 0            |
| Stookey 7                         | 620               | 74           | 11.94%       | 0            |
| Stookey 8                         | 428               | 20           | 4.67%        | 0            |

**General Primary**  
**March 18, 2014**  
 Thomas Holbrook  
 St. Clair County Clerk

**ESR 50**  
**(St. Clair)**  
 ESR  
 (St. Clair County)  
 (Vote for ONE)

|                                    | REGISTERED VOTERS | BALLOTS CAST | TURNOUT       | NO CANDIDATE |
|------------------------------------|-------------------|--------------|---------------|--------------|
| Stookey 9                          | 832               | 70           | 8.41%         | 0            |
| Stookey 10                         | 701               | 81           | 11.55%        | 0            |
| <b>STOOKEY TOWNSHIP TOTALS</b>     | <b>7,288</b>      | <b>750</b>   | <b>10.29%</b> | <b>0</b>     |
| Centreville 1                      | 621               | 0            | 0.00%         | 0            |
| Centreville 2                      | 492               | 2            | 0.41%         | 0            |
| Centreville 3                      | 459               | 0            | 0.00%         | 0            |
| Centreville 4                      | 762               | 68           | 8.92%         | 0            |
| Centreville 5                      | 323               | 0            | 0.00%         | 0            |
| Centreville 6                      | 468               | 88           | 18.80%        | 0            |
| Centreville 7                      | 252               | 0            | 0.00%         | 0            |
| Centreville 8                      | 455               | 13           | 2.86%         | 0            |
| Centreville 9                      | 631               | 9            | 1.43%         | 0            |
| Centreville 10                     | 407               | 1            | 0.25%         | 0            |
| Centreville 11                     | 269               | 0            | 0.00%         | 0            |
| Centreville 12                     | 1,033             | 0            | 0.00%         | 0            |
| Centreville 13                     | 867               | 23           | 2.65%         | 0            |
| Centreville 14                     | 668               | 2            | 0.30%         | 0            |
| Centreville 15                     | 645               | 16           | 2.48%         | 0            |
| Centreville 16                     | 553               | 4            | 0.72%         | 0            |
| Centreville 17                     | 335               | 0            | 0.00%         | 0            |
| Centreville 18                     | 716               | 12           | 1.68%         | 0            |
| Centreville 19                     | 597               | 13           | 2.18%         | 0            |
| Centreville 20                     | 762               | 14           | 1.84%         | 0            |
| Centreville 21                     | 424               | 5            | 1.18%         | 0            |
| Centreville 22                     | 453               | 2            | 0.44%         | 0            |
| Centreville 23                     | 616               | 13           | 2.11%         | 0            |
| Centreville 24                     | 826               | 21           | 2.54%         | 0            |
| Centreville 25                     | 961               | 22           | 2.29%         | 0            |
| Centreville 26                     | 651               | 15           | 2.30%         | 0            |
| Centreville 27                     | 533               | 0            | 0.00%         | 0            |
| <b>CENTREVILLE TOWNSHIP TOTALS</b> | <b>15,779</b>     | <b>343</b>   | <b>2.17%</b>  | <b>0</b>     |
| Canteen 1                          | 126               | 0            | 0.00%         | 0            |
| Canteen 2                          | 618               | 24           | 3.88%         | 0            |
| Canteen 3                          | 171               | 0            | 0.00%         | 0            |

**General Primary**  
**March 18, 2014**  
 Thomas Holbrook  
 St. Clair County Clerk

**ESR 50**  
**(St. Clair)**  
 ESR  
 (St. Clair County)  
 (Vote for ONE)

|                                     | REGISTERED VOTERS | BALLOTS CAST | TURNOUT       | NO CANDIDATE |
|-------------------------------------|-------------------|--------------|---------------|--------------|
| Canteen 4                           | 234               | 4            | 1.71%         | 0            |
| Canteen 5                           | 343               | 1            | 0.29%         | 0            |
| Canteen 6                           | 294               | 0            | 0.00%         | 0            |
| Canteen 7                           | 445               | 2            | 0.45%         | 0            |
| Canteen 8                           | 263               | 0            | 0.00%         | 0            |
| Canteen 9                           | 23                | 0            | 0.00%         | 0            |
| Canteen 10                          | 376               | 0            | 0.00%         | 0            |
| Canteen 11                          | 146               | 0            | 0.00%         | 0            |
| Canteen 13                          | 484               | 0            | 0.00%         | 0            |
| Canteen 14                          | 184               | 4            | 2.17%         | 0            |
| <b>CANTEEN TOWNSHIP TOTALS</b>      | <b>3,707</b>      | <b>35</b>    | <b>0.94%</b>  | <b>0</b>     |
| Sugar Loaf 1                        | 703               | 0            | 0.00%         | 0            |
| Sugar Loaf 2                        | 675               | 18           | 2.67%         | 0            |
| Sugar Loaf 3                        | 554               | 29           | 5.23%         | 0            |
| Sugar Loaf 4                        | 763               | 29           | 3.80%         | 0            |
| Sugar Loaf 5                        | 822               | 35           | 4.26%         | 0            |
| Sugar Loaf 6                        | 757               | 21           | 2.77%         | 0            |
| <b>SUGAR LOAF TOWNSHIP TOTALS</b>   | <b>4,274</b>      | <b>132</b>   | <b>3.09%</b>  | <b>0</b>     |
| Stites 1                            | 499               | 0            | 0.00%         | 0            |
| <b>STITES TOWNSHIP TOTALS</b>       | <b>499</b>        | <b>0</b>     | <b>0.00%</b>  | <b>0</b>     |
| Engelmann 1                         | 546               | 100          | 18.32%        | 0            |
| <b>ENGELMANN TOWNSHIP TOTALS</b>    | <b>546</b>        | <b>100</b>   | <b>18.32%</b> | <b>0</b>     |
| Fayetteville 1                      | 450               | 48           | 10.67%        | 0            |
| Fayetteville 2                      | 709               | 90           | 12.69%        | 0            |
| <b>FAYETTEVILLE TOWNSHIP TOTALS</b> | <b>1,159</b>      | <b>138</b>   | <b>11.91%</b> | <b>0</b>     |
| Marissa 1                           | 495               | 48           | 9.70%         | 0            |
| Marissa 2                           | 551               | 53           | 9.62%         | 0            |
| Marissa 3                           | 572               | 67           | 11.71%        | 0            |
| <b>MARISSA TOWNSHIP TOTALS</b>      | <b>1,618</b>      | <b>168</b>   | <b>10.38%</b> | <b>0</b>     |
| Freeburg 1                          | 1,223             | 126          | 10.30%        | 0            |
| Freeburg 2                          | 1,164             | 121          | 10.40%        | 0            |

General Primary  
 March 18, 2014  
 Thomas Holbrook  
 St. Clair County Clerk

ESR 50  
 (St. Clair)  
 ESR  
 (St. Clair County)  
 (Vote for ONE)

|  | REGISTERED VOTERS | BALLOTS CAST  | TURNOUT       | NO CANDIDATE |
|--|-------------------|---------------|---------------|--------------|
| Freeburg 3                             | 1,120             | 121           | 10.80%        | 0            |
| <b>FREEBURG TOWNSHIP TOTALS</b>        | <b>3,507</b>      | <b>368</b>    | <b>10.49%</b> | <b>0</b>     |
| New Athens 1                           | 871               | 56            | 6.43%         | 0            |
| New Athens 2                           | 862               | 119           | 13.81%        | 0            |
| <b>NEW ATHENS TOWNSHIP TOTALS</b>      | <b>1,733</b>      | <b>175</b>    | <b>10.10%</b> | <b>0</b>     |
| Lenzburg 1                             | 672               | 60            | 8.93%         | 0            |
| <b>LENZBURG TOWNSHIP TOTALS</b>        | <b>672</b>        | <b>60</b>     | <b>8.93%</b>  | <b>0</b>     |
| Prairie Du Long 1                      | 774               | 0             | 0.00%         | 0            |
| Prairie Du Long 2                      | 962               | 139           | 14.45%        | 0            |
| <b>PRAIRIE DU LONG TOWNSHIP TOTALS</b> | <b>1,736</b>      | <b>139</b>    | <b>8.01%</b>  | <b>0</b>     |
| Smithton 1                             | 1,274             | 112           | 8.79%         | 0            |
| Smithton 2                             | 791               | 61            | 7.71%         | 0            |
| Smithton 3                             | 1,044             | 122           | 11.69%        | 0            |
| <b>SMITHTON TOWNSHIP TOTALS</b>        | <b>3,109</b>      | <b>295</b>    | <b>9.49%</b>  | <b>0</b>     |
| Millstadt 1                            | 1,047             | 103           | 9.84%         | 0            |
| Millstadt 2                            | 1,387             | 0             | 0.00%         | 0            |
| Millstadt 3                            | 447               | 0             | 0.00%         | 0            |
| Millstadt 4                            | 783               | 0             | 0.00%         | 0            |
| Millstadt 5                            | 925               | 97            | 10.49%        | 0            |
| <b>MILLSTADT TOWNSHIP TOTALS</b>       | <b>4,589</b>      | <b>200</b>    | <b>4.36%</b>  | <b>0</b>     |
| <b>ST. CLAIR TOTALS</b>                | <b>145,108</b>    | <b>10,784</b> | <b>7.43%</b>  | <b>0</b>     |
| Precinct 6                             | 107               | 0             | 0.00%         | 0            |
| <b>MONROE TOTALS</b>                   | <b>107</b>        | <b>0</b>      | <b>0.00%</b>  | <b>0</b>     |
| Johannisburg                           | 2                 | 0             | 0.00%         | 0            |
| <b>JOHANNISBURG TOWNSHIP TOTALS</b>    | <b>2</b>          | <b>0</b>      | <b>0.00%</b>  | <b>0</b>     |
| Lively Grove                           | 171               | 0             | 0.00%         | 0            |
| <b>LIVELY GROVE TOWNSHIP TOTALS</b>    | <b>171</b>        | <b>0</b>      | <b>0.00%</b>  | <b>0</b>     |
| Venedy                                 | 3                 | 0             | 0.00%         | 0            |
| <b>VENEDY TOWNSHIP TOTALS</b>          | <b>3</b>          | <b>0</b>      | <b>0.00%</b>  | <b>0</b>     |



**General Primary**  
**March 18, 2014**  
 Thomas Holbrook  
 St. Clair County Clerk

**ESR 50**  
**(St. Clair)**  
 ESR  
 (St. Clair County)  
 (Vote for ONE)

|                                    | REGISTERED VOTERS | BALLOTS CAST  | TURNOUT      | NO CANDIDATE |
|------------------------------------|-------------------|---------------|--------------|--------------|
| <b>WASHINGTON TOTALS</b>           | <b>176</b>        | <b>0</b>      | <b>0.00%</b> | <b>0</b>     |
| Precinct 01                        | 1,382             | 2             | 0.14%        | 0            |
| Precinct 02                        | 828               | 0             | 0.00%        | 0            |
| Precinct 03                        | 704               | 3             | 0.43%        | 0            |
| Precinct 04                        | 893               | 1             | 0.11%        | 0            |
| Precinct 05                        | 737               | 2             | 0.27%        | 0            |
| Precinct 06                        | 559               | 3             | 0.54%        | 0            |
| Precinct 07                        | 496               | 1             | 0.20%        | 0            |
| Precinct 08                        | 505               | 0             | 0.00%        | 0            |
| Precinct 09                        | 668               | 1             | 0.15%        | 0            |
| Precinct 10                        | 625               | 0             | 0.00%        | 0            |
| Precinct 11                        | 728               | 4             | 0.55%        | 0            |
| Precinct 12                        | 1,029             | 2             | 0.19%        | 0            |
| Precinct 13                        | 1,143             | 0             | 0.00%        | 0            |
| Precinct 14                        | 796               | 1             | 0.13%        | 0            |
| Precinct 15                        | 803               | 2             | 0.25%        | 0            |
| Precinct 16                        | 765               | 2             | 0.26%        | 0            |
| Precinct 17                        | 934               | 1             | 0.11%        | 0            |
| Precinct 18                        | 467               | 1             | 0.21%        | 0            |
| Precinct 19                        | 737               | 2             | 0.27%        | 0            |
| Precinct 20                        | 797               | 5             | 0.63%        | 0            |
| Precinct 21                        | 824               | 1             | 0.12%        | 0            |
| Precinct 22                        | 427               | 0             | 0.00%        | 0            |
| Precinct 23                        | 885               | 6             | 0.68%        | 0            |
| Precinct 24                        | 416               | 5             | 1.20%        | 0            |
| Precinct 25                        | 830               | 1             | 0.12%        | 0            |
| <b>CITY OF E. ST. LOUIS TOTALS</b> | <b>18,978</b>     | <b>46</b>     | <b>0.24%</b> | <b>0</b>     |
| <b>TOTALS</b>                      | <b>164,369</b>    | <b>10,830</b> | <b>6.59%</b> | <b>0</b>     |

**CANVASS OF VOTES**  
**in St. Clair County, Illinois at the General Primary on Tuesday, March 18, 2014**

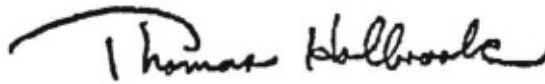
---

STATE OF ILLINOIS  
COUNTY OF ST. CLAIR

**ESR 50**  
**(St. Clair)**

I, Thomas Holbrook, St. Clair County Clerk, do hereby certify that the above is a correct copy of the Canvass of votes cast at the General Primary held in St. Clair County on Tuesday, March 18, 2014. This canvass was made by the County Canvassing Board of St. Clair County and is now on file in my office.

Dated: Tuesday, April 8, 2014

A handwritten signature in cursive script that reads "Thomas Holbrook". The signature is written in black ink and is positioned above a horizontal line.

Thomas Holbrook, St. Clair County Clerk

General Primary  
March 18, 2014  
Official Republican Canvass  
St. Clair County, Illinois



St. Clair County Board District 1

Dated: Tuesday, April 8, 2014

Issued by:

A handwritten signature in black ink that reads "Thomas Holbrook".

Thomas Holbrook  
St. Clair County Clerk

**General Primary**  
**March 18, 2014**  
 Thomas Holbrook  
 St. Clair County Clerk

**St. Clair County Board District 1**  
 For Member Of The County Board  
 (Vote for ONE)

|  | REGISTERED VOTERS | BALLOTS CAST | TURNOUT      | ROB DORMAN |
|--|-------------------|--------------|--------------|------------|
| Caseyville 5                           | 1,514             | 100          | 6.61%        | 70         |
| Caseyville 16                          | 393               | 23           | 5.85%        | 15         |
| <b>CASEYVILLE TOWNSHIP<br/>TOTALS</b>  | <b>1,907</b>      | <b>123</b>   | <b>6.45%</b> | <b>85</b>  |
| Canteen 1                              | 607               | 6            | 0.99%        | 4          |
| Canteen 2                              | 577               | 24           | 4.16%        | 16         |
| Canteen 4                              | 6                 | 0            | 0.00%        | 0          |
| Canteen 9                              | 452               | 10           | 2.21%        | 10         |
| Canteen 12                             | 416               | 10           | 2.40%        | 5          |
| Canteen 13                             | 496               | 26           | 5.24%        | 16         |
| Canteen 14                             | 160               | 4            | 2.50%        | 2          |
| <b>CANTEEN TOWNSHIP<br/>TOTALS</b>     | <b>2,714</b>      | <b>80</b>    | <b>2.95%</b> | <b>53</b>  |
| <b>ST. CLAIR TOTALS</b>                | <b>4,621</b>      | <b>203</b>   | <b>4.39%</b> | <b>138</b> |
| Precinct 19                            | 737               | 2            | 0.27%        | 0          |
| Precinct 20                            | 797               | 5            | 0.63%        | 0          |
| Precinct 21                            | 824               | 1            | 0.12%        | 0          |
| <b>CITY OF E. ST. LOUIS<br/>TOTALS</b> | <b>2,358</b>      | <b>8</b>     | <b>0.34%</b> | <b>0</b>   |
| <b>TOTALS</b>                          | <b>6,979</b>      | <b>211</b>   | <b>3.02%</b> | <b>138</b> |

**CANVASS OF VOTES**  
**in St. Clair County, Illinois at the General Primary on Tuesday, March 18, 2014**


---

STATE OF ILLINOIS  
COUNTY OF ST. CLAIR

**St. Clair County Board District 1**

I, Thomas Holbrook, St. Clair County Clerk, do hereby certify that the above is a correct copy of the Canvass of votes cast at the General Primary held in St. Clair County on Tuesday, March 18, 2014. This canvass was made by the County Canvassing Board of St. Clair County and is now on file in my office.

Dated: Tuesday, April 8, 2014



---

Thomas Holbrook, St. Clair County Clerk

General Primary  
March 18, 2014  
Official Republican Canvass  
St. Clair County, Illinois



St. Clair County Board District 2

Dated: Tuesday, April 8, 2014

Issued by:

A handwritten signature in black ink that reads "Thomas Holbrook". The signature is written in a cursive style with a large, sweeping initial "T".

Thomas Holbrook  
St. Clair County Clerk

**General Primary**  
**March 18, 2014**  
 Thomas Holbrook  
 St. Clair County Clerk

**St. Clair County Board District 2**  
 For Member Of The County Board  
 (To Serve An Unexpired 2-Year Term)  
 (Vote for ONE)

|  | REGISTERED VOTERS | BALLOTS CAST | TURNOUT      | NO CANDIDATE |
|--|-------------------|--------------|--------------|--------------|
| Canteen 3                              | 171               | 0            | 0.00%        | 0            |
| Canteen 4                              | 228               | 0            | 0.00%        | 0            |
| Canteen 5                              | 343               | 1            | 0.29%        | 0            |
| Canteen 6                              | 294               | 0            | 0.00%        | 0            |
| Canteen 7                              | 445               | 2            | 0.45%        | 0            |
| Canteen 8                              | 263               | 0            | 0.00%        | 0            |
| Canteen 10                             | 376               | 0            | 0.00%        | 0            |
| Canteen 11                             | 146               | 0            | 0.00%        | 0            |
| Canteen 14                             | 24                | 0            | 0.00%        | 0            |
| <b>CANTEEN TOWNSHIP<br/>TOTALS</b>     | <b>2,290</b>      | <b>3</b>     | <b>0.13%</b> | <b>0</b>     |
| <b>ST. CLAIR TOTALS</b>                | <b>2,290</b>      | <b>3</b>     | <b>0.13%</b> | <b>0</b>     |
| Precinct 11                            | 728               | 4            | 0.55%        | 0            |
| Precinct 12                            | 1,029             | 2            | 0.19%        | 0            |
| Precinct 13                            | 1,143             | 0            | 0.00%        | 0            |
| Precinct 18                            | 467               | 1            | 0.21%        | 0            |
| Precinct 19                            | 737               | 2            | 0.27%        | 0            |
| Precinct 20                            | 797               | 5            | 0.63%        | 0            |
| Precinct 21                            | 824               | 1            | 0.12%        | 0            |
| <b>CITY OF E. ST. LOUIS<br/>TOTALS</b> | <b>5,725</b>      | <b>15</b>    | <b>0.26%</b> | <b>0</b>     |
| <b>TOTALS</b>                          | <b>8,015</b>      | <b>18</b>    | <b>0.22%</b> | <b>0</b>     |

**CANVASS OF VOTES**  
**in St. Clair County, Illinois at the General Primary on Tuesday, March 18, 2014**

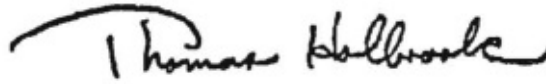
---

STATE OF ILLINOIS  
COUNTY OF ST. CLAIR

**St. Clair County Board District 2**

I, Thomas Holbrook, St. Clair County Clerk, do hereby certify that the above is a correct copy of the Canvass of votes cast at the General Primary held in St. Clair County on Tuesday, March 18, 2014. This canvass was made by the County Canvassing Board of St. Clair County and is now on file in my office.

Dated: Tuesday, April 8, 2014

A handwritten signature in black ink that reads "Thomas Holbrook". The signature is written in a cursive style with a large, sweeping arch over the first name.

---

Thomas Holbrook, St. Clair County Clerk



General Primary  
March 18, 2014  
Official Republican Canvass  
St. Clair County, Illinois



St. Clair County Board District 3

Dated: Tuesday, April 8, 2014

Issued by:

A handwritten signature in black ink that reads "Thomas Holbrook". The signature is written in a cursive style with a large, sweeping initial "T".

Thomas Holbrook  
St. Clair County Clerk

**General Primary**  
**March 18, 2014**  
 Thomas Holbrook  
 St. Clair County Clerk

**St. Clair County Board District 3**  
 For Member Of The County Board  
 (Vote for ONE)

|                                    | REGISTERED VOTERS | BALLOTS CAST | TURNOUT      | NO CANDIDATE |
|------------------------------------|-------------------|--------------|--------------|--------------|
| Centreville 2                      | 30                | 0            | 0.00%        | 0            |
| Centreville 9                      | 620               | 0            | 0.00%        | 0            |
| Centreville 20                     | 38                | 0            | 0.00%        | 0            |
| <b>CENTREVILLE TOWNSHIP TOTALS</b> | <b>688</b>        | <b>0</b>     | <b>0.00%</b> | <b>0</b>     |
| Stites 1                           | 499               | 0            | 0.00%        | 0            |
| <b>STITES TOWNSHIP TOTALS</b>      | <b>499</b>        | <b>0</b>     | <b>0.00%</b> | <b>0</b>     |
| <b>ST. CLAIR TOTALS</b>            | <b>1,187</b>      | <b>0</b>     | <b>0.00%</b> | <b>0</b>     |
| Precinct 01                        | 1,382             | 2            | 0.14%        | 0            |
| Precinct 02                        | 828               | 0            | 0.00%        | 0            |
| Precinct 03                        | 704               | 3            | 0.43%        | 0            |
| Precinct 04                        | 893               | 1            | 0.11%        | 0            |
| Precinct 05                        | 737               | 2            | 0.27%        | 0            |
| Precinct 07                        | 496               | 1            | 0.20%        | 0            |
| Precinct 10                        | 625               | 0            | 0.00%        | 0            |
| Precinct 11                        | 728               | 4            | 0.55%        | 0            |
| <b>CITY OF E. ST. LOUIS TOTALS</b> | <b>6,393</b>      | <b>13</b>    | <b>0.20%</b> | <b>0</b>     |
| <b>TOTALS</b>                      | <b>7,580</b>      | <b>13</b>    | <b>0.17%</b> | <b>0</b>     |

**CANVASS OF VOTES**  
**in St. Clair County, Illinois at the General Primary on Tuesday, March 18, 2014**

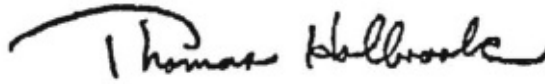
---

STATE OF ILLINOIS  
COUNTY OF ST. CLAIR

**St. Clair County Board District 3**

I, Thomas Holbrook, St. Clair County Clerk, do hereby certify that the above is a correct copy of the Canvass of votes cast at the General Primary held in St. Clair County on Tuesday, March 18, 2014. This canvass was made by the County Canvassing Board of St. Clair County and is now on file in my office.

Dated: Tuesday, April 8, 2014



---

Thomas Holbrook, St. Clair County Clerk

General Primary  
March 18, 2014  
Official Republican Canvass  
St. Clair County, Illinois



St. Clair County Board District 12

Dated: Tuesday, April 8, 2014

Issued by:

A handwritten signature in black ink that reads "Thomas Holbrook". The signature is written in a cursive style with a large, sweeping initial "T".

Thomas Holbrook  
St. Clair County Clerk

**General Primary**  
**March 18, 2014**  
 Thomas Holbrook  
 St. Clair County Clerk

**St. Clair County Board District 12**  
 For Member Of The County Board  
 (Vote for ONE)

|                                      | REGISTERED VOTERS | BALLOTS CAST | TURNOUT      | GUY N DON CARLOS |
|--------------------------------------|-------------------|--------------|--------------|------------------|
| Belleville 1                         | 14                | 0            | 0.00%        | 0                |
| Belleville 2                         | 115               | 7            | 6.09%        | 4                |
| Belleville 3                         | 131               | 4            | 3.05%        | 4                |
| Belleville 24                        | 23                | 1            | 4.35%        | 1                |
| Belleville 26                        | 303               | 12           | 3.96%        | 9                |
| Belleville 31                        | 485               | 33           | 6.80%        | 22               |
| <b>BELLEVILLE TOWNSHIP TOTALS</b>    | <b>1,071</b>      | <b>57</b>    | <b>5.32%</b> | <b>40</b>        |
| Shiloh Valley 4                      | 11                | 0            | 0.00%        | 0                |
| <b>SHILOH VALLEY TOWNSHIP TOTALS</b> | <b>11</b>         | <b>0</b>     | <b>0.00%</b> | <b>0</b>         |
| St Clair 12                          | 793               | 49           | 6.18%        | 34               |
| St Clair 13                          | 731               | 86           | 11.76%       | 69               |
| St Clair 14                          | 626               | 30           | 4.79%        | 21               |
| St Clair 18                          | 595               | 50           | 8.40%        | 35               |
| St Clair 22                          | 486               | 26           | 5.35%        | 19               |
| St Clair 29                          | 410               | 0            | 0.00%        | 0                |
| St Clair 31                          | 754               | 65           | 8.62%        | 46               |
| St Clair 32                          | 4                 | 1            | 25.00%       | 0                |
| <b>ST. CLAIR TOWNSHIP TOTALS</b>     | <b>4,399</b>      | <b>307</b>   | <b>6.98%</b> | <b>224</b>       |
| <b>ST. CLAIR TOTALS</b>              | <b>5,481</b>      | <b>364</b>   | <b>6.64%</b> | <b>264</b>       |
| <b>TOTALS</b>                        | <b>5,481</b>      | <b>364</b>   | <b>6.64%</b> | <b>264</b>       |

**CANVASS OF VOTES**  
**in St. Clair County, Illinois at the General Primary on Tuesday, March 18, 2014**


---

STATE OF ILLINOIS  
COUNTY OF ST. CLAIR

**St. Clair County Board District 12**

I, Thomas Holbrook, St. Clair County Clerk, do hereby certify that the above is a correct copy of the Canvass of votes cast at the General Primary held in St. Clair County on Tuesday, March 18, 2014. This canvass was made by the County Canvassing Board of St. Clair County and is now on file in my office.

Dated: Tuesday, April 8, 2014

A handwritten signature in black ink that reads "Thomas Holbrook". The signature is written in a cursive style with a large, sweeping initial "T".

---

Thomas Holbrook, St. Clair County Clerk

General Primary  
March 18, 2014  
Official Republican Canvass  
St. Clair County, Illinois



St. Clair County Board District 13

Dated: Tuesday, April 8, 2014

Issued by:

A handwritten signature in black ink that reads "Thomas Holbrook". The signature is written in a cursive style with a large, sweeping initial "T".

Thomas Holbrook  
St. Clair County Clerk

**General Primary**  
**March 18, 2014**  
 Thomas Holbrook  
 St. Clair County Clerk

**St. Clair County Board District 13**  
 For Member Of The County Board  
 (Vote for ONE)

|                                       | REGISTERED VOTERS | BALLOTS CAST | TURNOUT       | STEVE REEB |
|---------------------------------------|-------------------|--------------|---------------|------------|
| Belleville 16                         | 3                 | 0            | 0.00%         | 0          |
| <b>BELLEVILLE TOWNSHIP<br/>TOTALS</b> | <b>3</b>          | <b>0</b>     | <b>0.00%</b>  | <b>0</b>   |
| St Clair 3                            | 5                 | 2            | 40.00%        | 2          |
| St Clair 8                            | 1,026             | 111          | 10.82%        | 87         |
| St Clair 15                           | 1,114             | 92           | 8.26%         | 78         |
| St Clair 16                           | 23                | 1            | 4.35%         | 0          |
| St Clair 19                           | 161               | 8            | 4.97%         | 5          |
| St Clair 20                           | 714               | 64           | 8.96%         | 58         |
| St Clair 21                           | 455               | 70           | 15.38%        | 55         |
| St Clair 23                           | 627               | 46           | 7.34%         | 37         |
| St Clair 24                           | 643               | 85           | 13.22%        | 67         |
| St Clair 27                           | 805               | 72           | 8.94%         | 62         |
| St Clair 28                           | 681               | 86           | 12.63%        | 76         |
| <b>ST. CLAIR TOWNSHIP<br/>TOTALS</b>  | <b>6,254</b>      | <b>637</b>   | <b>10.19%</b> | <b>527</b> |
| Caseyville 2                          | 502               | 39           | 7.77%         | 34         |
| Caseyville 12                         | 216               | 22           | 10.19%        | 19         |
| <b>CASEYVILLE TOWNSHIP<br/>TOTALS</b> | <b>718</b>        | <b>61</b>    | <b>8.50%</b>  | <b>53</b>  |
| <b>ST. CLAIR TOTALS</b>               | <b>6,975</b>      | <b>698</b>   | <b>10.01%</b> | <b>580</b> |
| <b>TOTALS</b>                         | <b>6,975</b>      | <b>698</b>   | <b>10.01%</b> | <b>580</b> |



**CANVASS OF VOTES**  
**in St. Clair County, Illinois at the General Primary on Tuesday, March 18, 2014**


---

STATE OF ILLINOIS  
COUNTY OF ST. CLAIR

**St. Clair County Board District 13**

I, Thomas Holbrook, St. Clair County Clerk, do hereby certify that the above is a correct copy of the Canvass of votes cast at the General Primary held in St. Clair County on Tuesday, March 18, 2014. This canvass was made by the County Canvassing Board of St. Clair County and is now on file in my office.

Dated: Tuesday, April 8, 2014

A handwritten signature in black ink that reads "Thomas Holbrook". The signature is written in a cursive style with a large, sweeping initial "T".

---

Thomas Holbrook, St. Clair County Clerk

General Primary  
March 18, 2014  
Official Republican Canvass  
St. Clair County, Illinois



St. Clair County Board District 18

Dated: Tuesday, April 8, 2014

Issued by:

A handwritten signature in black ink that reads "Thomas Holbrook". The signature is written in a cursive style with a large, sweeping initial "T".

Thomas Holbrook  
St. Clair County Clerk

**General Primary**  
**March 18, 2014**  
 Thomas Holbrook  
 St. Clair County Clerk

**St. Clair County Board District 18**  
 For Member Of The County Board  
 (Vote for ONE)

|                                       | REGISTERED VOTERS | BALLOTS CAST | TURNOUT      | CRAIG HUBBARD |
|---------------------------------------|-------------------|--------------|--------------|---------------|
| O Fallon 1                            | 296               | 19           | 6.42%        | 18            |
| O Fallon 2                            | 630               | 37           | 5.87%        | 23            |
| O Fallon 3                            | 640               | 59           | 9.22%        | 47            |
| O Fallon 5                            | 1,020             | 112          | 10.98%       | 80            |
| O Fallon 6                            | 236               | 35           | 14.83%       | 30            |
| O Fallon 12                           | 1,140             | 125          | 10.96%       | 105           |
| O Fallon 13                           | 621               | 46           | 7.41%        | 39            |
| O Fallon 14                           | 805               | 81           | 10.06%       | 73            |
| O Fallon 18                           | 298               | 18           | 6.04%        | 15            |
| <b>O'FALLON TOWNSHIP<br/>TOTALS</b>   | <b>5,686</b>      | <b>532</b>   | <b>9.36%</b> | <b>430</b>    |
| Caseyville 12                         | 520               | 35           | 6.73%        | 26            |
| Caseyville 27                         | 7                 | 0            | 0.00%        | 0             |
| <b>CASEYVILLE TOWNSHIP<br/>TOTALS</b> | <b>527</b>        | <b>35</b>    | <b>6.64%</b> | <b>26</b>     |
| <b>ST. CLAIR TOTALS</b>               | <b>6,213</b>      | <b>567</b>   | <b>9.13%</b> | <b>456</b>    |
| <b>TOTALS</b>                         | <b>6,213</b>      | <b>567</b>   | <b>9.13%</b> | <b>456</b>    |

**CANVASS OF VOTES**  
**in St. Clair County, Illinois at the General Primary on Tuesday, March 18, 2014**

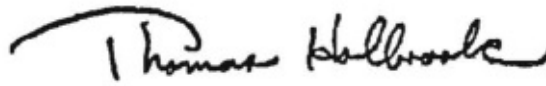
---

STATE OF ILLINOIS  
COUNTY OF ST. CLAIR

**St. Clair County Board District 18**

I, Thomas Holbrook, St. Clair County Clerk, do hereby certify that the above is a correct copy of the Canvass of votes cast at the General Primary held in St. Clair County on Tuesday, March 18, 2014. This canvass was made by the County Canvassing Board of St. Clair County and is now on file in my office.

Dated: Tuesday, April 8, 2014

A handwritten signature in black ink that reads "Thomas Holbrook". The signature is written in a cursive style with a large, sweeping initial "T".

---

Thomas Holbrook, St. Clair County Clerk

General Primary  
March 18, 2014  
Official Republican Canvass  
St. Clair County, Illinois



St. Clair County Board District 21

Dated: Tuesday, April 8, 2014

Issued by:

A handwritten signature in black ink that reads "Thomas Holbrook". The signature is written in a cursive style with a large, sweeping initial "T".

Thomas Holbrook  
St. Clair County Clerk

**General Primary**  
**March 18, 2014**  
 Thomas Holbrook  
 St. Clair County Clerk

**St. Clair County Board District 21**  
 For Member Of The County Board  
 (Vote for ONE)

|  | REGISTERED VOTERS | BALLOTS CAST | TURNOUT      | NO CANDIDATE |
|--|-------------------|--------------|--------------|--------------|
| Belleville 22                              | 6                 | 0            | 0.00%        | 0            |
| <b>BELLEVILLE TOWNSHIP<br/>TOTALS</b>      | <b>6</b>          | <b>0</b>     | <b>0.00%</b> | <b>0</b>     |
| Freeburg 1                                 | 1,141             | 0            | 0.00%        | 0            |
| Freeburg 2                                 | 1,164             | 121          | 10.40%       | 0            |
| Freeburg 3                                 | 1,120             | 121          | 10.80%       | 0            |
| <b>FREEBURG TOWNSHIP<br/>TOTALS</b>        | <b>3,425</b>      | <b>242</b>   | <b>7.07%</b> | <b>0</b>     |
| Prairie Du Long 2                          | 343               | 0            | 0.00%        | 0            |
| <b>PRAIRIE DU LONG<br/>TOWNSHIP TOTALS</b> | <b>343</b>        | <b>0</b>     | <b>0.00%</b> | <b>0</b>     |
| Smithton 1                                 | 1,274             | 112          | 8.79%        | 0            |
| Smithton 2                                 | 791               | 61           | 7.71%        | 0            |
| Smithton 3                                 | 541               | 0            | 0.00%        | 0            |
| <b>SMITHTON TOWNSHIP<br/>TOTALS</b>        | <b>2,606</b>      | <b>173</b>   | <b>6.64%</b> | <b>0</b>     |
| <b>ST. CLAIR TOTALS</b>                    | <b>6,380</b>      | <b>415</b>   | <b>6.50%</b> | <b>0</b>     |
| <b>TOTALS</b>                              | <b>6,380</b>      | <b>415</b>   | <b>6.50%</b> | <b>0</b>     |

**CANVASS OF VOTES**  
**in St. Clair County, Illinois at the General Primary on Tuesday, March 18, 2014**

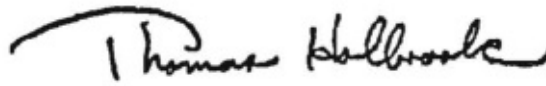
---

STATE OF ILLINOIS  
COUNTY OF ST. CLAIR

**St. Clair County Board District 21**

I, Thomas Holbrook, St. Clair County Clerk, do hereby certify that the above is a correct copy of the Canvass of votes cast at the General Primary held in St. Clair County on Tuesday, March 18, 2014. This canvass was made by the County Canvassing Board of St. Clair County and is now on file in my office.

Dated: Tuesday, April 8, 2014



---

Thomas Holbrook, St. Clair County Clerk

General Primary  
March 18, 2014  
Official Republican Canvass  
St. Clair County, Illinois



St. Clair County Board District 23

Dated: Tuesday, April 8, 2014

Issued by:

A handwritten signature in black ink that reads "Thomas Holbrook". The signature is written in a cursive style with a large, sweeping initial "T".

Thomas Holbrook  
St. Clair County Clerk



**General Primary**  
**March 18, 2014**  
 Thomas Holbrook  
 St. Clair County Clerk

**St. Clair County Board District 23**  
 For Member Of The County Board  
 (Vote for ONE)

|                                      | REGISTERED VOTERS | BALLOTS CAST | TURNOUT      | NO CANDIDATE |
|--------------------------------------|-------------------|--------------|--------------|--------------|
| Shiloh Valley 3                      | 103               | 0            | 0.00%        | 0            |
| Shiloh Valley 5                      | 1,481             | 117          | 7.90%        | 0            |
| <b>SHILOH VALLEY TOWNSHIP TOTALS</b> | <b>1,584</b>      | <b>117</b>   | <b>7.39%</b> | <b>0</b>     |
| O Fallon 2                           | 329               | 0            | 0.00%        | 0            |
| O Fallon 6                           | 379               | 0            | 0.00%        | 0            |
| O Fallon 10                          | 957               | 63           | 6.58%        | 0            |
| O Fallon 13                          | 487               | 0            | 0.00%        | 0            |
| O Fallon 14                          | 0                 | 0            | 0.00%        | 0            |
| O Fallon 17                          | 753               | 75           | 9.96%        | 0            |
| <b>O'FALLON TOWNSHIP TOTALS</b>      | <b>2,905</b>      | <b>138</b>   | <b>4.75%</b> | <b>0</b>     |
| St Clair 16                          | 80                | 0            | 0.00%        | 0            |
| St Clair 23                          | 400               | 0            | 0.00%        | 0            |
| <b>ST. CLAIR TOWNSHIP TOTALS</b>     | <b>480</b>        | <b>0</b>     | <b>0.00%</b> | <b>0</b>     |
| Caseyville 2                         | 557               | 0            | 0.00%        | 0            |
| Caseyville 12                        | 296               | 0            | 0.00%        | 0            |
| Caseyville 25                        | 82                | 0            | 0.00%        | 0            |
| Caseyville 27                        | 1                 | 0            | 0.00%        | 0            |
| <b>CASEYVILLE TOWNSHIP TOTALS</b>    | <b>936</b>        | <b>0</b>     | <b>0.00%</b> | <b>0</b>     |
| <b>ST. CLAIR TOTALS</b>              | <b>5,905</b>      | <b>255</b>   | <b>4.32%</b> | <b>0</b>     |
| <b>TOTALS</b>                        | <b>5,905</b>      | <b>255</b>   | <b>4.32%</b> | <b>0</b>     |

**CANVASS OF VOTES**  
**in St. Clair County, Illinois at the General Primary on Tuesday, March 18, 2014**


---

STATE OF ILLINOIS  
COUNTY OF ST. CLAIR

**St. Clair County Board District 23**

I, Thomas Holbrook, St. Clair County Clerk, do hereby certify that the above is a correct copy of the Canvass of votes cast at the General Primary held in St. Clair County on Tuesday, March 18, 2014. This canvass was made by the County Canvassing Board of St. Clair County and is now on file in my office.

Dated: Tuesday, April 8, 2014

A handwritten signature in black ink that reads "Thomas Holbrook". The signature is written in a cursive style with a large, sweeping initial "T".

---

Thomas Holbrook, St. Clair County Clerk

General Primary  
March 18, 2014  
Official Republican Canvass  
St. Clair County, Illinois



St. Clair County Board District 27

Dated: Tuesday, April 8, 2014

Issued by:

A handwritten signature in black ink that reads "Thomas Holbrook". The signature is written in a cursive style with a large, sweeping initial "T".

Thomas Holbrook  
St. Clair County Clerk

**General Primary**  
**March 18, 2014**  
 Thomas Holbrook  
 St. Clair County Clerk

**St. Clair County Board District 27**  
 For Member Of The County Board  
 (Vote for ONE)

|                                       | REGISTERED VOTERS | BALLOTS CAST | TURNOUT      | MATTHEW R STIRRUP |
|---------------------------------------|-------------------|--------------|--------------|-------------------|
| Caseyville 2                          | 4                 | 2            | 50.00%       | 1                 |
| Caseyville 9                          | 806               | 57           | 7.07%        | 39                |
| Caseyville 10                         | 536               | 38           | 7.09%        | 25                |
| Caseyville 22                         | 490               | 42           | 8.57%        | 32                |
| Caseyville 23                         | 908               | 41           | 4.52%        | 30                |
| Caseyville 24                         | 692               | 52           | 7.51%        | 46                |
| Caseyville 25                         | 763               | 30           | 3.93%        | 24                |
| Caseyville 26                         | 1,425             | 69           | 4.84%        | 48                |
| <b>CASEYVILLE TOWNSHIP<br/>TOTALS</b> | <b>5,624</b>      | <b>331</b>   | <b>5.89%</b> | <b>245</b>        |
| <b>ST. CLAIR TOTALS</b>               | <b>5,624</b>      | <b>331</b>   | <b>5.89%</b> | <b>245</b>        |
| <b>TOTALS</b>                         | <b>5,624</b>      | <b>331</b>   | <b>5.89%</b> | <b>245</b>        |

**CANVASS OF VOTES**  
**in St. Clair County, Illinois at the General Primary on Tuesday, March 18, 2014**

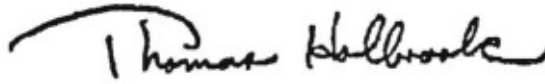
---

STATE OF ILLINOIS  
COUNTY OF ST. CLAIR

**St. Clair County Board District 27**

I, Thomas Holbrook, St. Clair County Clerk, do hereby certify that the above is a correct copy of the Canvass of votes cast at the General Primary held in St. Clair County on Tuesday, March 18, 2014. This canvass was made by the County Canvassing Board of St. Clair County and is now on file in my office.

Dated: Tuesday, April 8, 2014

A handwritten signature in black ink that reads "Thomas Holbrook". The signature is written in a cursive style with a large, sweeping initial "T".

---

Thomas Holbrook, St. Clair County Clerk

General Primary  
March 18, 2014  
Official Republican Canvass  
St. Clair County, Illinois



St. Clair County Board District 28

Dated: Tuesday, April 8, 2014

Issued by:

A handwritten signature in black ink that reads "Thomas Holbrook". The signature is written in a cursive style with a large, sweeping initial "T".

Thomas Holbrook  
St. Clair County Clerk

**General Primary**  
**March 18, 2014**  
 Thomas Holbrook  
 St. Clair County Clerk

**St. Clair County Board District 28**  
 For Member Of The County Board  
 (Vote for ONE)

|                                       | REGISTERED VOTERS | BALLOTS CAST | TURNOUT       | TIMOTHY L BUCHANAN |
|---------------------------------------|-------------------|--------------|---------------|--------------------|
| Belleville 14                         | 92                | 27           | 29.35%        | 23                 |
| Belleville 15                         | 7                 | 0            | 0.00%         | 0                  |
| <b>BELLEVILLE TOWNSHIP<br/>TOTALS</b> | <b>99</b>         | <b>27</b>    | <b>27.27%</b> | <b>23</b>          |
| St Clair 6                            | 671               | 79           | 11.77%        | 62                 |
| St Clair 9                            | 90                | 9            | 10.00%        | 6                  |
| St Clair 25                           | 419               | 23           | 5.49%         | 18                 |
| St Clair 30                           | 675               | 97           | 14.37%        | 86                 |
| <b>ST. CLAIR TOWNSHIP<br/>TOTALS</b>  | <b>1,855</b>      | <b>208</b>   | <b>11.21%</b> | <b>172</b>         |
| Caseyville 3                          | 656               | 87           | 13.26%        | 66                 |
| Caseyville 4                          | 732               | 123          | 16.80%        | 101                |
| Caseyville 8                          | 298               | 50           | 16.78%        | 38                 |
| Caseyville 9                          | 213               | 27           | 12.68%        | 15                 |
| Caseyville 11                         | 5                 | 1            | 20.00%        | 0                  |
| Caseyville 13                         | 796               | 84           | 10.55%        | 75                 |
| Caseyville 14                         | 603               | 97           | 16.09%        | 78                 |
| Caseyville 15                         | 464               | 47           | 10.13%        | 32                 |
| Caseyville 19                         | 522               | 102          | 19.54%        | 77                 |
| Caseyville 20                         | 487               | 68           | 13.96%        | 51                 |
| <b>CASEYVILLE TOWNSHIP<br/>TOTALS</b> | <b>4,776</b>      | <b>686</b>   | <b>14.36%</b> | <b>533</b>         |
| <b>ST. CLAIR TOTALS</b>               | <b>6,730</b>      | <b>921</b>   | <b>13.68%</b> | <b>728</b>         |
| <b>TOTALS</b>                         | <b>6,730</b>      | <b>921</b>   | <b>13.68%</b> | <b>728</b>         |

**CANVASS OF VOTES**  
**in St. Clair County, Illinois at the General Primary on Tuesday, March 18, 2014**


---

STATE OF ILLINOIS  
COUNTY OF ST. CLAIR

**St. Clair County Board District 28**

I, Thomas Holbrook, St. Clair County Clerk, do hereby certify that the above is a correct copy of the Canvass of votes cast at the General Primary held in St. Clair County on Tuesday, March 18, 2014. This canvass was made by the County Canvassing Board of St. Clair County and is now on file in my office.

Dated: Tuesday, April 8, 2014



---

Thomas Holbrook, St. Clair County Clerk



General Primary  
March 18, 2014  
Official Republican Canvass  
St. Clair County, Illinois



20th Judicial Circuit  
(St. Clair)

Dated: Tuesday, April 8, 2014

Issued by:

A handwritten signature in black ink that reads "Thomas Holbrook". The signature is written in a cursive style with a large, sweeping initial "T".

Thomas Holbrook  
St. Clair County Clerk

**General Primary**  
**March 18, 2014**  
 Thomas Holbrook  
 St. Clair County Clerk

**20th Judicial Circuit**  
**(St. Clair)**  
 For Judge Of The Circuit Court  
 (To Fill The Vacancy Of The Hon. Michael N. Cook)  
 (Vote for ONE)

|               | REGISTERED VOTERS | BALLOTS CAST | TURNOUT | STEPHEN PATRICK<br>McGLYNN |
|---------------|-------------------|--------------|---------|----------------------------|
| Belleville 1  | 566               | 36           | 6.36%   | 28                         |
| Belleville 2  | 1,103             | 53           | 4.81%   | 42                         |
| Belleville 3  | 822               | 57           | 6.93%   | 45                         |
| Belleville 4  | 730               | 53           | 7.26%   | 44                         |
| Belleville 5  | 798               | 43           | 5.39%   | 35                         |
| Belleville 6  | 734               | 31           | 4.22%   | 26                         |
| Belleville 7  | 753               | 44           | 5.84%   | 35                         |
| Belleville 8  | 596               | 57           | 9.56%   | 40                         |
| Belleville 9  | 566               | 46           | 8.13%   | 39                         |
| Belleville 10 | 586               | 24           | 4.10%   | 19                         |
| Belleville 11 | 576               | 42           | 7.29%   | 35                         |
| Belleville 12 | 745               | 41           | 5.50%   | 34                         |
| Belleville 13 | 914               | 35           | 3.83%   | 28                         |
| Belleville 14 | 881               | 76           | 8.63%   | 60                         |
| Belleville 15 | 639               | 21           | 3.29%   | 20                         |
| Belleville 16 | 782               | 43           | 5.50%   | 39                         |
| Belleville 17 | 646               | 36           | 5.57%   | 32                         |
| Belleville 18 | 616               | 34           | 5.52%   | 29                         |
| Belleville 19 | 689               | 40           | 5.81%   | 32                         |
| Belleville 20 | 754               | 41           | 5.44%   | 32                         |
| Belleville 21 | 708               | 32           | 4.52%   | 26                         |
| Belleville 22 | 1,185             | 83           | 7.00%   | 64                         |
| Belleville 23 | 783               | 55           | 7.02%   | 44                         |
| Belleville 24 | 899               | 99           | 11.01%  | 76                         |
| Belleville 25 | 692               | 61           | 8.82%   | 53                         |
| Belleville 26 | 1,263             | 46           | 3.64%   | 40                         |
| Belleville 27 | 594               | 62           | 10.44%  | 58                         |
| Belleville 28 | 668               | 73           | 10.93%  | 62                         |
| Belleville 29 | 612               | 44           | 7.19%   | 41                         |
| Belleville 30 | 523               | 21           | 4.02%   | 18                         |
| Belleville 31 | 873               | 78           | 8.93%   | 59                         |
| Belleville 32 | 790               | 80           | 10.13%  | 61                         |
| Belleville 33 | 718               | 49           | 6.82%   | 42                         |
| Belleville 34 | 319               | 16           | 5.02%   | 12                         |
| Belleville 35 | 1,067             | 153          | 14.34%  | 121                        |

**General Primary**  
**March 18, 2014**  
 Thomas Holbrook  
 St. Clair County Clerk

**20th Judicial Circuit**  
**(St. Clair)**  
 For Judge Of The Circuit Court  
 (To Fill The Vacancy Of The Hon. Michael N. Cook)  
 (Vote for ONE)

|                            | REGISTERED VOTERS | BALLOTS CAST | TURNOUT       | STEPHEN PATRICK<br>McGLYNN |
|----------------------------|-------------------|--------------|---------------|----------------------------|
| <b>BELLEVILLE TOWNSHIP</b> | <b>26,190</b>     | <b>1,805</b> | <b>6.89%</b>  | <b>1,471</b>               |
| <b>TOTALS</b>              |                   |              |               |                            |
| Mascoutah 1                | 1,077             | 116          | 10.77%        | 92                         |
| Mascoutah 2                | 1,391             | 149          | 10.71%        | 115                        |
| Mascoutah 3                | 1,501             | 166          | 11.06%        | 135                        |
| Mascoutah 4                | 1,183             | 115          | 9.72%         | 90                         |
| <b>MASCOUTAH TOWNSHIP</b>  | <b>5,152</b>      | <b>546</b>   | <b>10.60%</b> | <b>432</b>                 |
| <b>TOTALS</b>              |                   |              |               |                            |
| Lebanon 1                  | 1,399             | 153          | 10.94%        | 125                        |
| Lebanon 2                  | 677               | 54           | 7.98%         | 41                         |
| Lebanon 3                  | 534               | 48           | 8.99%         | 42                         |
| <b>LEBANON TOWNSHIP</b>    | <b>2,610</b>      | <b>255</b>   | <b>9.77%</b>  | <b>208</b>                 |
| <b>TOTALS</b>              |                   |              |               |                            |
| Shiloh Valley 1            | 1,433             | 132          | 9.21%         | 96                         |
| Shiloh Valley 2            | 820               | 23           | 2.80%         | 18                         |
| Shiloh Valley 3            | 561               | 40           | 7.13%         | 32                         |
| Shiloh Valley 4            | 592               | 62           | 10.47%        | 53                         |
| Shiloh Valley 5            | 1,481             | 117          | 7.90%         | 95                         |
| <b>SHILOH VALLEY</b>       | <b>4,887</b>      | <b>374</b>   | <b>7.65%</b>  | <b>294</b>                 |
| <b>TOWNSHIP TOTALS</b>     |                   |              |               |                            |
| O Fallon 1                 | 969               | 74           | 7.64%         | 60                         |
| O Fallon 2                 | 959               | 55           | 5.74%         | 35                         |
| O Fallon 3                 | 640               | 59           | 9.22%         | 43                         |
| O Fallon 4                 | 509               | 81           | 15.91%        | 54                         |
| O Fallon 5                 | 1,020             | 112          | 10.98%        | 80                         |
| O Fallon 6                 | 792               | 78           | 9.85%         | 67                         |
| O Fallon 7                 | 1,053             | 187          | 17.76%        | 134                        |
| O Fallon 8                 | 1,378             | 209          | 15.17%        | 169                        |
| O Fallon 9                 | 929               | 113          | 12.16%        | 71                         |
| O Fallon 10                | 957               | 63           | 6.58%         | 54                         |
| O Fallon 11                | 950               | 141          | 14.84%        | 110                        |
| O Fallon 12                | 1,140             | 125          | 10.96%        | 101                        |
| O Fallon 13                | 1,108             | 62           | 5.60%         | 51                         |
| O Fallon 14                | 805               | 81           | 10.06%        | 71                         |
| O Fallon 15                | 1,081             | 137          | 12.67%        | 100                        |
| O Fallon 16                | 1,013             | 112          | 11.06%        | 84                         |

**General Primary**  
**March 18, 2014**  
 Thomas Holbrook  
 St. Clair County Clerk

**20th Judicial Circuit**  
**(St. Clair)**  
 For Judge Of The Circuit Court  
 (To Fill The Vacancy Of The Hon. Michael N. Cook)  
 (Vote for ONE)

|                                     | REGISTERED VOTERS | BALLOTS CAST | TURNOUT       | STEPHEN PATRICK<br>McGLYNN |
|-------------------------------------|-------------------|--------------|---------------|----------------------------|
| O Fallon 17                         | 753               | 75           | 9.96%         | 55                         |
| O Fallon 18                         | 579               | 56           | 9.67%         | 47                         |
| <b>O'FALLON TOWNSHIP<br/>TOTALS</b> | <b>16,635</b>     | <b>1,820</b> | <b>10.94%</b> | <b>1,386</b>               |
| St Clair 1                          | 548               | 22           | 4.01%         | 19                         |
| St Clair 2                          | 690               | 58           | 8.41%         | 52                         |
| St Clair 3                          | 641               | 44           | 6.86%         | 36                         |
| St Clair 4                          | 356               | 30           | 8.43%         | 22                         |
| St Clair 5                          | 614               | 45           | 7.33%         | 36                         |
| St Clair 6                          | 671               | 79           | 11.77%        | 63                         |
| St Clair 7                          | 469               | 47           | 10.02%        | 40                         |
| St Clair 8                          | 1,026             | 111          | 10.82%        | 85                         |
| St Clair 9                          | 897               | 78           | 8.70%         | 66                         |
| St Clair 10                         | 441               | 44           | 9.98%         | 35                         |
| St Clair 11                         | 516               | 41           | 7.95%         | 32                         |
| St Clair 12                         | 1,030             | 66           | 6.41%         | 54                         |
| St Clair 13                         | 741               | 86           | 11.61%        | 79                         |
| St Clair 14                         | 662               | 31           | 4.68%         | 24                         |
| St Clair 15                         | 1,114             | 92           | 8.26%         | 75                         |
| St Clair 16                         | 962               | 26           | 2.70%         | 23                         |
| St Clair 17                         | 405               | 16           | 3.95%         | 12                         |
| St Clair 18                         | 595               | 50           | 8.40%         | 41                         |
| St Clair 19                         | 548               | 65           | 11.86%        | 48                         |
| St Clair 20                         | 729               | 64           | 8.78%         | 56                         |
| St Clair 21                         | 613               | 80           | 13.05%        | 65                         |
| St Clair 22                         | 486               | 26           | 5.35%         | 21                         |
| St Clair 23                         | 1,027             | 74           | 7.21%         | 56                         |
| St Clair 24                         | 643               | 85           | 13.22%        | 69                         |
| St Clair 25                         | 1,063             | 58           | 5.46%         | 43                         |
| St Clair 26                         | 796               | 51           | 6.41%         | 38                         |
| St Clair 27                         | 805               | 72           | 8.94%         | 64                         |
| St Clair 28                         | 875               | 112          | 12.80%        | 95                         |
| St Clair 29                         | 788               | 42           | 5.33%         | 30                         |
| St Clair 30                         | 675               | 97           | 14.37%        | 84                         |
| St Clair 31                         | 754               | 65           | 8.62%         | 51                         |

**General Primary**  
**March 18, 2014**  
 Thomas Holbrook  
 St. Clair County Clerk

**20th Judicial Circuit**  
**(St. Clair)**  
 For Judge Of The Circuit Court  
 (To Fill The Vacancy Of The Hon. Michael N. Cook)  
 (Vote for ONE)

|                                       | REGISTERED VOTERS | BALLOTS CAST | TURNOUT      | STEPHEN PATRICK<br>McGLYNN |
|---------------------------------------|-------------------|--------------|--------------|----------------------------|
| St Clair 32                           | 530               | 66           | 12.45%       | 50                         |
| St Clair 33                           | 750               | 21           | 2.80%        | 20                         |
| <b>ST. CLAIR TOWNSHIP<br/>TOTALS</b>  | <b>23,460</b>     | <b>1,944</b> | <b>8.29%</b> | <b>1,584</b>               |
| Caseyville 1                          | 951               | 48           | 5.05%        | 43                         |
| Caseyville 2                          | 1,063             | 77           | 7.24%        | 66                         |
| Caseyville 3                          | 656               | 87           | 13.26%       | 65                         |
| Caseyville 4                          | 732               | 123          | 16.80%       | 103                        |
| Caseyville 5                          | 1,518             | 100          | 6.59%        | 76                         |
| Caseyville 6                          | 552               | 30           | 5.43%        | 23                         |
| Caseyville 7                          | 643               | 43           | 6.69%        | 34                         |
| Caseyville 8                          | 828               | 172          | 20.77%       | 127                        |
| Caseyville 9                          | 1,019             | 84           | 8.24%        | 61                         |
| Caseyville 10                         | 536               | 38           | 7.09%        | 28                         |
| Caseyville 11                         | 639               | 85           | 13.30%       | 66                         |
| Caseyville 12                         | 1,549             | 126          | 8.13%        | 92                         |
| Caseyville 13                         | 796               | 84           | 10.55%       | 75                         |
| Caseyville 14                         | 603               | 97           | 16.09%       | 77                         |
| Caseyville 15                         | 464               | 47           | 10.13%       | 32                         |
| Caseyville 16                         | 393               | 23           | 5.85%        | 17                         |
| Caseyville 17                         | 308               | 16           | 5.19%        | 14                         |
| Caseyville 18                         | 450               | 21           | 4.67%        | 17                         |
| Caseyville 19                         | 522               | 102          | 19.54%       | 80                         |
| Caseyville 20                         | 487               | 68           | 13.96%       | 52                         |
| Caseyville 21                         | 732               | 75           | 10.25%       | 60                         |
| Caseyville 22                         | 490               | 42           | 8.57%        | 36                         |
| Caseyville 23                         | 908               | 41           | 4.52%        | 32                         |
| Caseyville 24                         | 692               | 52           | 7.51%        | 45                         |
| Caseyville 25                         | 845               | 33           | 3.91%        | 26                         |
| Caseyville 26                         | 1,425             | 69           | 4.84%        | 51                         |
| Caseyville 27                         | 1,198             | 83           | 6.93%        | 69                         |
| <b>CASEYVILLE TOWNSHIP<br/>TOTALS</b> | <b>20,999</b>     | <b>1,866</b> | <b>8.89%</b> | <b>1,467</b>               |
| Stookey 1                             | 1,555             | 192          | 12.35%       | 158                        |
| Stookey 2                             | 801               | 110          | 13.73%       | 90                         |
| Stookey 3                             | 464               | 40           | 8.62%        | 36                         |

**General Primary**  
**March 18, 2014**  
 Thomas Holbrook  
 St. Clair County Clerk

**20th Judicial Circuit**  
**(St. Clair)**  
 For Judge Of The Circuit Court  
 (To Fill The Vacancy Of The Hon. Michael N. Cook)  
 (Vote for ONE)

|                                    | REGISTERED VOTERS | BALLOTS CAST | TURNOUT       | STEPHEN PATRICK<br>McGLYNN |
|------------------------------------|-------------------|--------------|---------------|----------------------------|
| Stookey 4                          | 617               | 74           | 11.99%        | 60                         |
| Stookey 5                          | 341               | 15           | 4.40%         | 12                         |
| Stookey 6                          | 929               | 74           | 7.97%         | 61                         |
| Stookey 7                          | 620               | 74           | 11.94%        | 62                         |
| Stookey 8                          | 428               | 20           | 4.67%         | 18                         |
| Stookey 9                          | 832               | 70           | 8.41%         | 65                         |
| Stookey 10                         | 701               | 81           | 11.55%        | 70                         |
| <b>STOOKEY TOWNSHIP<br/>TOTALS</b> | <b>7,288</b>      | <b>750</b>   | <b>10.29%</b> | <b>632</b>                 |
| Centreville 1                      | 621               | 0            | 0.00%         | 0                          |
| Centreville 2                      | 492               | 2            | 0.41%         | 2                          |
| Centreville 3                      | 459               | 0            | 0.00%         | 0                          |
| Centreville 4                      | 762               | 68           | 8.92%         | 58                         |
| Centreville 5                      | 323               | 0            | 0.00%         | 0                          |
| Centreville 6                      | 468               | 88           | 18.80%        | 38                         |
| Centreville 7                      | 252               | 0            | 0.00%         | 0                          |
| Centreville 8                      | 455               | 13           | 2.86%         | 8                          |
| Centreville 9                      | 631               | 9            | 1.43%         | 7                          |
| Centreville 10                     | 407               | 1            | 0.25%         | 1                          |
| Centreville 11                     | 269               | 0            | 0.00%         | 0                          |
| Centreville 12                     | 1,033             | 0            | 0.00%         | 0                          |
| Centreville 13                     | 867               | 23           | 2.65%         | 18                         |
| Centreville 14                     | 668               | 2            | 0.30%         | 0                          |
| Centreville 15                     | 645               | 16           | 2.48%         | 14                         |
| Centreville 16                     | 553               | 4            | 0.72%         | 3                          |
| Centreville 17                     | 335               | 0            | 0.00%         | 0                          |
| Centreville 18                     | 716               | 12           | 1.68%         | 9                          |
| Centreville 19                     | 597               | 13           | 2.18%         | 10                         |
| Centreville 20                     | 762               | 14           | 1.84%         | 11                         |
| Centreville 21                     | 424               | 5            | 1.18%         | 4                          |
| Centreville 22                     | 453               | 2            | 0.44%         | 2                          |
| Centreville 23                     | 616               | 13           | 2.11%         | 12                         |
| Centreville 24                     | 826               | 21           | 2.54%         | 20                         |
| Centreville 25                     | 961               | 22           | 2.29%         | 19                         |
| Centreville 26                     | 651               | 15           | 2.30%         | 11                         |

**General Primary**  
**March 18, 2014**  
 Thomas Holbrook  
 St. Clair County Clerk

**20th Judicial Circuit**  
**(St. Clair)**  
 For Judge Of The Circuit Court  
 (To Fill The Vacancy Of The Hon. Michael N. Cook)  
 (Vote for ONE)

|   | REGISTERED VOTERS | BALLOTS CAST | TURNOUT       | STEPHEN PATRICK<br>McGLYNN |
|---|-------------------|--------------|---------------|----------------------------|
| Centreville 27                          | 533               | 0            | 0.00%         | 0                          |
| <b>CENTREVILLE<br/>TOWNSHIP TOTALS</b>  | <b>15,779</b>     | <b>343</b>   | <b>2.17%</b>  | <b>247</b>                 |
| Canteen 1                               | 607               | 6            | 0.99%         | 5                          |
| Canteen 2                               | 618               | 24           | 3.88%         | 18                         |
| Canteen 3                               | 171               | 0            | 0.00%         | 0                          |
| Canteen 4                               | 234               | 4            | 1.71%         | 3                          |
| Canteen 5                               | 343               | 1            | 0.29%         | 0                          |
| Canteen 6                               | 294               | 0            | 0.00%         | 0                          |
| Canteen 7                               | 445               | 2            | 0.45%         | 2                          |
| Canteen 8                               | 263               | 0            | 0.00%         | 0                          |
| Canteen 9                               | 452               | 10           | 2.21%         | 10                         |
| Canteen 10                              | 376               | 0            | 0.00%         | 0                          |
| Canteen 11                              | 146               | 0            | 0.00%         | 0                          |
| Canteen 12                              | 416               | 10           | 2.40%         | 6                          |
| Canteen 13                              | 496               | 26           | 5.24%         | 18                         |
| Canteen 14                              | 184               | 4            | 2.17%         | 3                          |
| <b>CANTEEN TOWNSHIP<br/>TOTALS</b>      | <b>5,045</b>      | <b>87</b>    | <b>1.72%</b>  | <b>65</b>                  |
| Sugar Loaf 1                            | 1,181             | 97           | 8.21%         | 75                         |
| Sugar Loaf 2                            | 675               | 18           | 2.67%         | 14                         |
| Sugar Loaf 3                            | 554               | 29           | 5.23%         | 27                         |
| Sugar Loaf 4                            | 763               | 29           | 3.80%         | 28                         |
| Sugar Loaf 5                            | 822               | 35           | 4.26%         | 23                         |
| Sugar Loaf 6                            | 757               | 21           | 2.77%         | 13                         |
| <b>SUGAR LOAF TOWNSHIP<br/>TOTALS</b>   | <b>4,752</b>      | <b>229</b>   | <b>4.82%</b>  | <b>180</b>                 |
| Stites 1                                | 499               | 0            | 0.00%         | 0                          |
| <b>STITES TOWNSHIP<br/>TOTALS</b>       | <b>499</b>        | <b>0</b>     | <b>0.00%</b>  | <b>0</b>                   |
| Engelmann 1                             | 546               | 100          | 18.32%        | 79                         |
| <b>ENGELMANN TOWNSHIP<br/>TOTALS</b>    | <b>546</b>        | <b>100</b>   | <b>18.32%</b> | <b>79</b>                  |
| Fayetteville 1                          | 450               | 48           | 10.67%        | 38                         |
| Fayetteville 2                          | 709               | 90           | 12.69%        | 73                         |
| <b>FAYETTEVILLE<br/>TOWNSHIP TOTALS</b> | <b>1,159</b>      | <b>138</b>   | <b>11.91%</b> | <b>111</b>                 |

**General Primary**  
**March 18, 2014**  
 Thomas Holbrook  
 St. Clair County Clerk

**20th Judicial Circuit**  
**(St. Clair)**  
 For Judge Of The Circuit Court  
 (To Fill The Vacancy Of The Hon. Michael N. Cook)  
 (Vote for ONE)

|  | REGISTERED VOTERS | BALLOTS CAST  | TURNOUT       | STEPHEN PATRICK<br>McGLYNN |
|--|-------------------|---------------|---------------|----------------------------|
| Marissa 1                                  | 495               | 48            | 9.70%         | 42                         |
| Marissa 2                                  | 551               | 53            | 9.62%         | 41                         |
| Marissa 3                                  | 572               | 67            | 11.71%        | 54                         |
| <b>MARISSA TOWNSHIP<br/>TOTALS</b>         | <b>1,618</b>      | <b>168</b>    | <b>10.38%</b> | <b>137</b>                 |
| Freeburg 1                                 | 1,223             | 126           | 10.30%        | 95                         |
| Freeburg 2                                 | 1,164             | 121           | 10.40%        | 81                         |
| Freeburg 3                                 | 1,120             | 121           | 10.80%        | 89                         |
| <b>FREEBURG TOWNSHIP<br/>TOTALS</b>        | <b>3,507</b>      | <b>368</b>    | <b>10.49%</b> | <b>265</b>                 |
| New Athens 1                               | 871               | 56            | 6.43%         | 34                         |
| New Athens 2                               | 862               | 119           | 13.81%        | 92                         |
| <b>NEW ATHENS TOWNSHIP<br/>TOTALS</b>      | <b>1,733</b>      | <b>175</b>    | <b>10.10%</b> | <b>126</b>                 |
| Lenzburg 1                                 | 672               | 60            | 8.93%         | 46                         |
| <b>LENZBURG TOWNSHIP<br/>TOTALS</b>        | <b>672</b>        | <b>60</b>     | <b>8.93%</b>  | <b>46</b>                  |
| Prairie Du Long 1                          | 799               | 116           | 14.52%        | 89                         |
| Prairie Du Long 2                          | 962               | 139           | 14.45%        | 106                        |
| <b>PRAIRIE DU LONG<br/>TOWNSHIP TOTALS</b> | <b>1,761</b>      | <b>255</b>    | <b>14.48%</b> | <b>195</b>                 |
| Smithton 1                                 | 1,274             | 112           | 8.79%         | 90                         |
| Smithton 2                                 | 791               | 61            | 7.71%         | 49                         |
| Smithton 3                                 | 1,044             | 122           | 11.69%        | 98                         |
| <b>SMITHTON TOWNSHIP<br/>TOTALS</b>        | <b>3,109</b>      | <b>295</b>    | <b>9.49%</b>  | <b>237</b>                 |
| Millstadt 1                                | 1,047             | 103           | 9.84%         | 70                         |
| Millstadt 2                                | 1,404             | 147           | 10.47%        | 118                        |
| Millstadt 3                                | 559               | 46            | 8.23%         | 38                         |
| Millstadt 4                                | 848               | 83            | 9.79%         | 68                         |
| Millstadt 5                                | 925               | 97            | 10.49%        | 70                         |
| <b>MILLSTADT TOWNSHIP<br/>TOTALS</b>       | <b>4,783</b>      | <b>476</b>    | <b>9.95%</b>  | <b>364</b>                 |
| <b>ST. CLAIR TOTALS</b>                    | <b>152,184</b>    | <b>12,054</b> | <b>7.92%</b>  | <b>9,526</b>               |
| Precinct 01                                | 1,382             | 2             | 0.14%         | 1                          |
| Precinct 02                                | 828               | 0             | 0.00%         | 0                          |
| Precinct 03                                | 704               | 3             | 0.43%         | 1                          |



**General Primary**  
**March 18, 2014**  
 Thomas Holbrook  
 St. Clair County Clerk

**20th Judicial Circuit**  
**(St. Clair)**  
 For Judge Of The Circuit Court  
 (To Fill The Vacancy Of The Hon. Michael N. Cook)  
 (Vote for ONE)

|  | REGISTERED VOTERS | BALLOTS CAST  | TURNOUT      | STEPHEN PATRICK<br>McGLYNN |
|--|-------------------|---------------|--------------|----------------------------|
| Precinct 04                            | 893               | 1             | 0.11%        | 1                          |
| Precinct 05                            | 737               | 2             | 0.27%        | 2                          |
| Precinct 06                            | 559               | 3             | 0.54%        | 3                          |
| Precinct 07                            | 496               | 1             | 0.20%        | 1                          |
| Precinct 08                            | 505               | 0             | 0.00%        | 0                          |
| Precinct 09                            | 668               | 1             | 0.15%        | 1                          |
| Precinct 10                            | 625               | 0             | 0.00%        | 0                          |
| Precinct 11                            | 728               | 4             | 0.55%        | 3                          |
| Precinct 12                            | 1,029             | 2             | 0.19%        | 2                          |
| Precinct 13                            | 1,143             | 0             | 0.00%        | 0                          |
| Precinct 14                            | 796               | 1             | 0.13%        | 1                          |
| Precinct 15                            | 803               | 2             | 0.25%        | 2                          |
| Precinct 16                            | 765               | 2             | 0.26%        | 1                          |
| Precinct 17                            | 934               | 1             | 0.11%        | 1                          |
| Precinct 18                            | 467               | 1             | 0.21%        | 1                          |
| Precinct 19                            | 737               | 2             | 0.27%        | 2                          |
| Precinct 20                            | 797               | 5             | 0.63%        | 4                          |
| Precinct 21                            | 824               | 1             | 0.12%        | 1                          |
| Precinct 22                            | 427               | 0             | 0.00%        | 0                          |
| Precinct 23                            | 885               | 6             | 0.68%        | 4                          |
| Precinct 24                            | 416               | 5             | 1.20%        | 3                          |
| Precinct 25                            | 830               | 1             | 0.12%        | 0                          |
| <b>CITY OF E. ST. LOUIS<br/>TOTALS</b> | <b>18,978</b>     | <b>46</b>     | <b>0.24%</b> | <b>35</b>                  |
| <b>TOTALS</b>                          | <b>171,162</b>    | <b>12,100</b> | <b>7.07%</b> | <b>9,561</b>               |

**CANVASS OF VOTES**  
**in St. Clair County, Illinois at the General Primary on Tuesday, March 18, 2014**


---

STATE OF ILLINOIS  
COUNTY OF ST. CLAIR

**20th Judicial Circuit**  
**(St. Clair)**

I, Thomas Holbrook, St. Clair County Clerk, do hereby certify that the above is a correct copy of the Canvass of votes cast at the General Primary held in St. Clair County on Tuesday, March 18, 2014. This canvass was made by the County Canvassing Board of St. Clair County and is now on file in my office.

Dated: Tuesday, April 8, 2014



---

Thomas Holbrook, St. Clair County Clerk

General Primary  
March 18, 2014  
Republican Precinct Committeemen  
St. Clair County, Illinois



Dated: Tuesday, April 8, 2014

Issued by:

A handwritten signature in black ink that reads "Thomas Holbrook". The signature is written in a cursive style with a large, sweeping initial "T".

Thomas Holbrook  
St. Clair County Clerk

## Republican Precinct Committeemen

---

### **Belleville 1**

---

|                   |       |
|-------------------|-------|
| Registered Voters | 566   |
| Weighted Vote     | 36    |
| Ballots Cast      | 36    |
| Turnout           | 6.36% |
| NO CANDIDATE      | 0     |

### **Belleville 2**

---

|                   |       |
|-------------------|-------|
| Registered Voters | 1103  |
| Weighted Vote     | 53    |
| Ballots Cast      | 53    |
| Turnout           | 4.81% |
| NO CANDIDATE      | 0     |

### **Belleville 3**

---

|                   |       |
|-------------------|-------|
| Registered Voters | 822   |
| Weighted Vote     | 57    |
| Ballots Cast      | 57    |
| Turnout           | 6.93% |
| NO CANDIDATE      | 0     |

### **Belleville 4**

---

|                   |       |
|-------------------|-------|
| Registered Voters | 730   |
| Weighted Vote     | 53    |
| Ballots Cast      | 53    |
| Turnout           | 7.26% |
| NO CANDIDATE      | 0     |

### **Belleville 5**

---

|                   |       |
|-------------------|-------|
| Registered Voters | 798   |
| Weighted Vote     | 43    |
| Ballots Cast      | 43    |
| Turnout           | 5.39% |
| RALPH S HULT      | 38    |

### **Belleville 6**

---

|                   |       |
|-------------------|-------|
| Registered Voters | 734   |
| Weighted Vote     | 31    |
| Ballots Cast      | 31    |
| Turnout           | 4.22% |
| NO CANDIDATE      | 0     |

## Republican Precinct Committeemen

---

### **Belleville 7**

---

|                   |       |
|-------------------|-------|
| Registered Voters | 753   |
| Weighted Vote     | 44    |
| Ballots Cast      | 44    |
| Turnout           | 5.84% |
| NO CANDIDATE      | 0     |

### **Belleville 8**

---

|                   |       |
|-------------------|-------|
| Registered Voters | 596   |
| Weighted Vote     | 57    |
| Ballots Cast      | 57    |
| Turnout           | 9.56% |
| NO CANDIDATE      | 0     |

### **Belleville 9**

---

|                      |       |
|----------------------|-------|
| Registered Voters    | 566   |
| Weighted Vote        | 46    |
| Ballots Cast         | 46    |
| Turnout              | 8.13% |
| LEWIS SIDNEY WEST JR | 36    |

### **Belleville 10**

---

|                   |       |
|-------------------|-------|
| Registered Voters | 586   |
| Weighted Vote     | 24    |
| Ballots Cast      | 24    |
| Turnout           | 4.10% |
| NO CANDIDATE      | 0     |

### **Belleville 11**

---

|                   |       |
|-------------------|-------|
| Registered Voters | 576   |
| Weighted Vote     | 42    |
| Ballots Cast      | 42    |
| Turnout           | 7.29% |
| NO CANDIDATE      | 0     |

### **Belleville 12**

---

|                   |       |
|-------------------|-------|
| Registered Voters | 745   |
| Weighted Vote     | 41    |
| Ballots Cast      | 41    |
| Turnout           | 5.50% |
| NO CANDIDATE      | 0     |

## Republican Precinct Committeemen

---

### **Belleville 13**

---

|                   |       |
|-------------------|-------|
| Registered Voters | 914   |
| Weighted Vote     | 36    |
| Ballots Cast      | 35    |
| Turnout           | 3.83% |
| NO CANDIDATE      | 0     |

### **Belleville 14**

---

|                   |       |
|-------------------|-------|
| Registered Voters | 881   |
| Weighted Vote     | 76    |
| Ballots Cast      | 76    |
| Turnout           | 8.63% |
| NO CANDIDATE      | 0     |

### **Belleville 15**

---

|                   |       |
|-------------------|-------|
| Registered Voters | 639   |
| Weighted Vote     | 21    |
| Ballots Cast      | 21    |
| Turnout           | 3.29% |
| CARLOUS HUSTON    | 18    |

### **Belleville 16**

---

|                   |       |
|-------------------|-------|
| Registered Voters | 782   |
| Weighted Vote     | 43    |
| Ballots Cast      | 43    |
| Turnout           | 5.50% |
| NO CANDIDATE      | 0     |

### **Belleville 17**

---

|                   |       |
|-------------------|-------|
| Registered Voters | 646   |
| Weighted Vote     | 37    |
| Ballots Cast      | 36    |
| Turnout           | 5.57% |
| MICHAEL HAGBERG   | 30    |

### **Belleville 18**

---

|                   |       |
|-------------------|-------|
| Registered Voters | 616   |
| Weighted Vote     | 34    |
| Ballots Cast      | 34    |
| Turnout           | 5.52% |
| NO CANDIDATE      | 0     |

## Republican Precinct Committeemen

---

### **Belleville 19**

---

|                   |       |
|-------------------|-------|
| Registered Voters | 689   |
| Weighted Vote     | 40    |
| Ballots Cast      | 40    |
| Turnout           | 5.81% |
| NO CANDIDATE      | 0     |

### **Belleville 20**

---

|                   |       |
|-------------------|-------|
| Registered Voters | 754   |
| Weighted Vote     | 41    |
| Ballots Cast      | 41    |
| Turnout           | 5.44% |
| RUTH DEHNE        | 29    |

### **Belleville 21**

---

|                   |       |
|-------------------|-------|
| Registered Voters | 708   |
| Weighted Vote     | 32    |
| Ballots Cast      | 32    |
| Turnout           | 4.52% |
| NO CANDIDATE      | 0     |

### **Belleville 22**

---

|                   |       |
|-------------------|-------|
| Registered Voters | 1185  |
| Weighted Vote     | 83    |
| Ballots Cast      | 83    |
| Turnout           | 7.00% |
| MELINDA HULT      | 59    |

### **Belleville 23**

---

|                   |       |
|-------------------|-------|
| Registered Voters | 783   |
| Weighted Vote     | 55    |
| Ballots Cast      | 55    |
| Turnout           | 7.02% |
| NO CANDIDATE      | 0     |

### **Belleville 24**

---

|                   |        |
|-------------------|--------|
| Registered Voters | 899    |
| Weighted Vote     | 99     |
| Ballots Cast      | 99     |
| Turnout           | 11.01% |
| BRAD VAN HOOSE    | 76     |

## Republican Precinct Committeemen

---

### **Belleville 25**

---

|                   |       |
|-------------------|-------|
| Registered Voters | 692   |
| Weighted Vote     | 61    |
| Ballots Cast      | 61    |
| Turnout           | 8.82% |
| NO CANDIDATE      | 0     |

### **Belleville 26**

---

|                   |       |
|-------------------|-------|
| Registered Voters | 1263  |
| Weighted Vote     | 46    |
| Ballots Cast      | 46    |
| Turnout           | 3.64% |
| NO CANDIDATE      | 0     |

### **Belleville 27**

---

|                   |        |
|-------------------|--------|
| Registered Voters | 594    |
| Weighted Vote     | 62     |
| Ballots Cast      | 62     |
| Turnout           | 10.44% |
| NO CANDIDATE      | 0      |

### **Belleville 28**

---

|                   |        |
|-------------------|--------|
| Registered Voters | 668    |
| Weighted Vote     | 73     |
| Ballots Cast      | 73     |
| Turnout           | 10.93% |
| NO CANDIDATE      | 0      |

### **Belleville 29**

---

|                   |       |
|-------------------|-------|
| Registered Voters | 612   |
| Weighted Vote     | 44    |
| Ballots Cast      | 44    |
| Turnout           | 7.19% |
| NO CANDIDATE      | 0     |

### **Belleville 30**

---

|                   |       |
|-------------------|-------|
| Registered Voters | 523   |
| Weighted Vote     | 21    |
| Ballots Cast      | 21    |
| Turnout           | 4.02% |
| NO CANDIDATE      | 0     |



## Republican Precinct Committeemen

---

### **Belleville 31**

---

|                   |       |
|-------------------|-------|
| Registered Voters | 873   |
| Weighted Vote     | 78    |
| Ballots Cast      | 78    |
| Turnout           | 8.93% |
| ROBERT DREYER     | 59    |

### **Belleville 32**

---

|                   |        |
|-------------------|--------|
| Registered Voters | 790    |
| Weighted Vote     | 80     |
| Ballots Cast      | 80     |
| Turnout           | 10.13% |
| NO CANDIDATE      | 0      |

### **Belleville 33**

---

|                   |       |
|-------------------|-------|
| Registered Voters | 718   |
| Weighted Vote     | 49    |
| Ballots Cast      | 49    |
| Turnout           | 6.82% |
| NO CANDIDATE      | 0     |

### **Belleville 34**

---

|                   |       |
|-------------------|-------|
| Registered Voters | 319   |
| Weighted Vote     | 16    |
| Ballots Cast      | 16    |
| Turnout           | 5.02% |
| NO CANDIDATE      | 0     |

### **Belleville 35**

---

|                   |        |
|-------------------|--------|
| Registered Voters | 1067   |
| Weighted Vote     | 154    |
| Ballots Cast      | 153    |
| Turnout           | 14.34% |
| NO CANDIDATE      | 0      |

### **Mascoutah 1**

---

|                   |        |
|-------------------|--------|
| Registered Voters | 1077   |
| Weighted Vote     | 116    |
| Ballots Cast      | 116    |
| Turnout           | 10.77% |
| NO CANDIDATE      | 0      |

## Republican Precinct Committeemen

---

### Mascoutah 2

---

|                   |        |
|-------------------|--------|
| Registered Voters | 1391   |
| Weighted Vote     | 150    |
| Ballots Cast      | 149    |
| Turnout           | 10.71% |
| NO CANDIDATE      | 0      |

### Mascoutah 3

---

|                   |        |
|-------------------|--------|
| Registered Voters | 1501   |
| Weighted Vote     | 166    |
| Ballots Cast      | 166    |
| Turnout           | 11.06% |
| CHARLES E LEE     | 139    |

### Mascoutah 4

---

|                   |       |
|-------------------|-------|
| Registered Voters | 1183  |
| Weighted Vote     | 115   |
| Ballots Cast      | 115   |
| Turnout           | 9.72% |
| NO CANDIDATE      | 0     |

### Lebanon 1

---

|                   |        |
|-------------------|--------|
| Registered Voters | 1399   |
| Weighted Vote     | 154    |
| Ballots Cast      | 153    |
| Turnout           | 10.94% |
| NICK MILLER       | 133    |

### Lebanon 2

---

|                   |       |
|-------------------|-------|
| Registered Voters | 677   |
| Weighted Vote     | 54    |
| Ballots Cast      | 54    |
| Turnout           | 7.98% |
| NO CANDIDATE      | 0     |

### Lebanon 3

---

|                   |       |
|-------------------|-------|
| Registered Voters | 534   |
| Weighted Vote     | 50    |
| Ballots Cast      | 48    |
| Turnout           | 8.99% |
| LANCE ERIN WOOD   | 39    |

## Republican Precinct Committeemen

---

### Shiloh Valley 1

---

|                   |       |
|-------------------|-------|
| Registered Voters | 1433  |
| Weighted Vote     | 132   |
| Ballots Cast      | 132   |
| Turnout           | 9.21% |
| NO CANDIDATE      | 0     |

### Shiloh Valley 2

---

|                   |       |
|-------------------|-------|
| Registered Voters | 820   |
| Weighted Vote     | 23    |
| Ballots Cast      | 23    |
| Turnout           | 2.80% |
| NO CANDIDATE      | 0     |

### Shiloh Valley 3

---

|                   |       |
|-------------------|-------|
| Registered Voters | 561   |
| Weighted Vote     | 40    |
| Ballots Cast      | 40    |
| Turnout           | 7.13% |
| NO CANDIDATE      | 0     |

### Shiloh Valley 4

---

|                   |        |
|-------------------|--------|
| Registered Voters | 592    |
| Weighted Vote     | 62     |
| Ballots Cast      | 62     |
| Turnout           | 10.47% |
| NO CANDIDATE      | 0      |

### Shiloh Valley 5

---

|                   |       |
|-------------------|-------|
| Registered Voters | 1481  |
| Weighted Vote     | 117   |
| Ballots Cast      | 117   |
| Turnout           | 7.90% |
| RICHARD A LUNAN   | 94    |

### O Fallon 1

---

|                   |       |
|-------------------|-------|
| Registered Voters | 969   |
| Weighted Vote     | 74    |
| Ballots Cast      | 74    |
| Turnout           | 7.64% |
| MARY E THURMAN    | 60    |

## Republican Precinct Committeemen

---

### **O Fallon 2**

---

|                   |       |
|-------------------|-------|
| Registered Voters | 959   |
| Weighted Vote     | 55    |
| Ballots Cast      | 55    |
| Turnout           | 5.74% |
| MATTHEW SMALLHEER | 35    |

### **O Fallon 3**

---

|                   |       |
|-------------------|-------|
| Registered Voters | 640   |
| Weighted Vote     | 59    |
| Ballots Cast      | 59    |
| Turnout           | 9.22% |
| NO CANDIDATE      | 0     |

### **O Fallon 4**

---

|                   |        |
|-------------------|--------|
| Registered Voters | 509    |
| Weighted Vote     | 81     |
| Ballots Cast      | 81     |
| Turnout           | 15.91% |
| NO CANDIDATE      | 0      |

### **O Fallon 5**

---

|                   |        |
|-------------------|--------|
| Registered Voters | 1020   |
| Weighted Vote     | 112    |
| Ballots Cast      | 112    |
| Turnout           | 10.98% |
| NO CANDIDATE      | 0      |

### **O Fallon 6**

---

|                   |       |
|-------------------|-------|
| Registered Voters | 792   |
| Weighted Vote     | 78    |
| Ballots Cast      | 78    |
| Turnout           | 9.85% |
| FRED C BOCH       | 63    |

### **O Fallon 7**

---

|                   |        |
|-------------------|--------|
| Registered Voters | 1053   |
| Weighted Vote     | 187    |
| Ballots Cast      | 187    |
| Turnout           | 17.76% |
| GARY L GRAHAM     | 133    |

## Republican Precinct Committeemen

---

### **O Fallon 8**

---

|                   |        |
|-------------------|--------|
| Registered Voters | 1378   |
| Weighted Vote     | 209    |
| Ballots Cast      | 209    |
| Turnout           | 15.17% |
| JERRY E ALBRECHT  | 173    |

### **O Fallon 9**

---

|                   |        |
|-------------------|--------|
| Registered Voters | 929    |
| Weighted Vote     | 113    |
| Ballots Cast      | 113    |
| Turnout           | 12.16% |
| JOHN WEST         | 75     |

### **O Fallon 10**

---

|                   |       |
|-------------------|-------|
| Registered Voters | 957   |
| Weighted Vote     | 63    |
| Ballots Cast      | 63    |
| Turnout           | 6.58% |
| NO CANDIDATE      | 0     |

### **O Fallon 11**

---

|                   |        |
|-------------------|--------|
| Registered Voters | 950    |
| Weighted Vote     | 141    |
| Ballots Cast      | 141    |
| Turnout           | 14.84% |
| CRAWFORD M MOSS   | 111    |

### **O Fallon 12**

---

|                   |        |
|-------------------|--------|
| Registered Voters | 1140   |
| Weighted Vote     | 125    |
| Ballots Cast      | 125    |
| Turnout           | 10.96% |
| PAUL J EVANS      | 106    |

### **O Fallon 13**

---

|                       |       |
|-----------------------|-------|
| Registered Voters     | 1108  |
| Weighted Vote         | 62    |
| Ballots Cast          | 62    |
| Turnout               | 5.60% |
| RICHARD C VAN ETEN JR | 51    |

## Republican Precinct Committeemen

---

### **O Fallon 14**

---

|                   |        |
|-------------------|--------|
| Registered Voters | 805    |
| Weighted Vote     | 81     |
| Ballots Cast      | 81     |
| Turnout           | 10.06% |
| MARYLAINE DONNELL | 73     |

### **O Fallon 15**

---

|                   |        |
|-------------------|--------|
| Registered Voters | 1081   |
| Weighted Vote     | 137    |
| Ballots Cast      | 137    |
| Turnout           | 12.67% |
| PHILIP A GOODWIN  | 103    |

### **O Fallon 16**

---

|                   |        |
|-------------------|--------|
| Registered Voters | 1013   |
| Weighted Vote     | 112    |
| Ballots Cast      | 112    |
| Turnout           | 11.06% |
| BARBARA J VIVIANO | 85     |

### **O Fallon 17**

---

|                   |       |
|-------------------|-------|
| Registered Voters | 753   |
| Weighted Vote     | 75    |
| Ballots Cast      | 75    |
| Turnout           | 9.96% |
| NO CANDIDATE      | 0     |

### **O Fallon 18**

---

|                   |       |
|-------------------|-------|
| Registered Voters | 579   |
| Weighted Vote     | 56    |
| Ballots Cast      | 56    |
| Turnout           | 9.67% |
| NO CANDIDATE      | 0     |

### **St Clair 1**

---

|                   |       |
|-------------------|-------|
| Registered Voters | 548   |
| Weighted Vote     | 22    |
| Ballots Cast      | 22    |
| Turnout           | 4.01% |
| NO CANDIDATE      | 0     |

## Republican Precinct Committeemen

---

### St Clair 2

---

|                   |       |
|-------------------|-------|
| Registered Voters | 690   |
| Weighted Vote     | 58    |
| Ballots Cast      | 58    |
| Turnout           | 8.41% |
| NO CANDIDATE      | 0     |

### St Clair 3

---

|                   |       |
|-------------------|-------|
| Registered Voters | 641   |
| Weighted Vote     | 44    |
| Ballots Cast      | 44    |
| Turnout           | 6.86% |
| MARCIA J NADLER   | 34    |

### St Clair 4

---

|                   |       |
|-------------------|-------|
| Registered Voters | 356   |
| Weighted Vote     | 30    |
| Ballots Cast      | 30    |
| Turnout           | 8.43% |
| NO CANDIDATE      | 0     |

### St Clair 5

---

|                   |       |
|-------------------|-------|
| Registered Voters | 614   |
| Weighted Vote     | 45    |
| Ballots Cast      | 45    |
| Turnout           | 7.33% |
| NO CANDIDATE      | 0     |

### St Clair 6

---

|                   |        |
|-------------------|--------|
| Registered Voters | 671    |
| Weighted Vote     | 79     |
| Ballots Cast      | 79     |
| Turnout           | 11.77% |
| MARY K CARROLL    | 65     |

### St Clair 7

---

|                   |        |
|-------------------|--------|
| Registered Voters | 469    |
| Weighted Vote     | 47     |
| Ballots Cast      | 47     |
| Turnout           | 10.02% |
| JOSEPH F AVELLONE | 37     |

## Republican Precinct Committeemen

---

### St Clair 8

---

|                   |        |
|-------------------|--------|
| Registered Voters | 1026   |
| Weighted Vote     | 111    |
| Ballots Cast      | 111    |
| Turnout           | 10.82% |
| STEVEN M DUFF     | 78     |

### St Clair 9

---

|                   |       |
|-------------------|-------|
| Registered Voters | 897   |
| Weighted Vote     | 78    |
| Ballots Cast      | 78    |
| Turnout           | 8.70% |
| TONDA L VAN HOOSE | 57    |

### St Clair 10

---

|                   |       |
|-------------------|-------|
| Registered Voters | 441   |
| Weighted Vote     | 44    |
| Ballots Cast      | 44    |
| Turnout           | 9.98% |
| NO CANDIDATE      | 0     |

### St Clair 11

---

|                   |       |
|-------------------|-------|
| Registered Voters | 516   |
| Weighted Vote     | 41    |
| Ballots Cast      | 41    |
| Turnout           | 7.95% |
| NO CANDIDATE      | 0     |

### St Clair 12

---

|                   |       |
|-------------------|-------|
| Registered Voters | 1030  |
| Weighted Vote     | 66    |
| Ballots Cast      | 66    |
| Turnout           | 6.41% |
| RICHARD R DAVIS   | 52    |

### St Clair 13

---

|                    |        |
|--------------------|--------|
| Registered Voters  | 741    |
| Weighted Vote      | 86     |
| Ballots Cast       | 86     |
| Turnout            | 11.61% |
| ANNA M KERN-TAYLOR | 64     |



## Republican Precinct Committeemen

---

### St Clair 14

---

|                   |       |
|-------------------|-------|
| Registered Voters | 662   |
| Weighted Vote     | 31    |
| Ballots Cast      | 31    |
| Turnout           | 4.68% |
| CLETIS L COX      | 24    |

### St Clair 15

---

|                   |       |
|-------------------|-------|
| Registered Voters | 1114  |
| Weighted Vote     | 92    |
| Ballots Cast      | 92    |
| Turnout           | 8.26% |
| NO CANDIDATE      | 0     |

### St Clair 16

---

|                   |       |
|-------------------|-------|
| Registered Voters | 962   |
| Weighted Vote     | 26    |
| Ballots Cast      | 26    |
| Turnout           | 2.70% |
| NO CANDIDATE      | 0     |

### St Clair 17

---

|                   |       |
|-------------------|-------|
| Registered Voters | 405   |
| Weighted Vote     | 16    |
| Ballots Cast      | 16    |
| Turnout           | 3.95% |
| NO CANDIDATE      | 0     |

### St Clair 18

---

|                   |       |
|-------------------|-------|
| Registered Voters | 595   |
| Weighted Vote     | 50    |
| Ballots Cast      | 50    |
| Turnout           | 8.40% |
| NO CANDIDATE      | 0     |

### St Clair 19

---

|                   |        |
|-------------------|--------|
| Registered Voters | 548    |
| Weighted Vote     | 65     |
| Ballots Cast      | 65     |
| Turnout           | 11.86% |
| NO CANDIDATE      | 0      |

## Republican Precinct Committeemen

---

### St Clair 20

---

|                   |       |
|-------------------|-------|
| Registered Voters | 729   |
| Weighted Vote     | 64    |
| Ballots Cast      | 64    |
| Turnout           | 8.78% |
| BRENDA S REED     | 50    |

### St Clair 21

---

|                   |        |
|-------------------|--------|
| Registered Voters | 613    |
| Weighted Vote     | 80     |
| Ballots Cast      | 80     |
| Turnout           | 13.05% |
| ROBERT M GOINS    | 63     |

### St Clair 22

---

|                    |       |
|--------------------|-------|
| Registered Voters  | 486   |
| Weighted Vote      | 26    |
| Ballots Cast       | 26    |
| Turnout            | 5.35% |
| SUSAN L DON CARLOS | 20    |

### St Clair 23

---

|                   |       |
|-------------------|-------|
| Registered Voters | 1027  |
| Weighted Vote     | 74    |
| Ballots Cast      | 74    |
| Turnout           | 7.21% |
| NO CANDIDATE      | 0     |

### St Clair 24

---

|                   |        |
|-------------------|--------|
| Registered Voters | 643    |
| Weighted Vote     | 85     |
| Ballots Cast      | 85     |
| Turnout           | 13.22% |
| CLAUDIA J CHUMLEY | 65     |

### St Clair 25

---

|                   |       |
|-------------------|-------|
| Registered Voters | 1063  |
| Weighted Vote     | 58    |
| Ballots Cast      | 58    |
| Turnout           | 5.46% |
| NO CANDIDATE      | 0     |

## Republican Precinct Committeemen

---

### St Clair 26

---

|                   |       |
|-------------------|-------|
| Registered Voters | 796   |
| Weighted Vote     | 51    |
| Ballots Cast      | 51    |
| Turnout           | 6.41% |
| NO CANDIDATE      | 0     |

### St Clair 27

---

|                   |       |
|-------------------|-------|
| Registered Voters | 805   |
| Weighted Vote     | 72    |
| Ballots Cast      | 72    |
| Turnout           | 8.94% |
| NO CANDIDATE      | 0     |

### St Clair 28

---

|                    |        |
|--------------------|--------|
| Registered Voters  | 875    |
| Weighted Vote      | 112    |
| Ballots Cast       | 112    |
| Turnout            | 12.80% |
| REBECCA M MC GRADY | 100    |

### St Clair 29

---

|                   |       |
|-------------------|-------|
| Registered Voters | 788   |
| Weighted Vote     | 42    |
| Ballots Cast      | 42    |
| Turnout           | 5.33% |
| NO CANDIDATE      | 0     |

### St Clair 30

---

|                    |        |
|--------------------|--------|
| Registered Voters  | 675    |
| Weighted Vote      | 97     |
| Ballots Cast       | 97     |
| Turnout            | 14.37% |
| TIMOTHY L BUCHANAN | 86     |

### St Clair 31

---

|                   |       |
|-------------------|-------|
| Registered Voters | 754   |
| Weighted Vote     | 65    |
| Ballots Cast      | 65    |
| Turnout           | 8.62% |
| VIRGINIA A RYAN   | 49    |

## Republican Precinct Committeemen

---

### St Clair 32

---

|                   |        |
|-------------------|--------|
| Registered Voters | 530    |
| Weighted Vote     | 66     |
| Ballots Cast      | 66     |
| Turnout           | 12.45% |
| NO CANDIDATE      | 0      |

### St Clair 33

---

|                   |       |
|-------------------|-------|
| Registered Voters | 750   |
| Weighted Vote     | 21    |
| Ballots Cast      | 21    |
| Turnout           | 2.80% |
| NO CANDIDATE      | 0     |

### Caseyville 1

---

|                   |       |
|-------------------|-------|
| Registered Voters | 951   |
| Weighted Vote     | 48    |
| Ballots Cast      | 48    |
| Turnout           | 5.05% |
| WILLIAM AMOS      | 40    |

### Caseyville 2

---

|                   |       |
|-------------------|-------|
| Registered Voters | 1063  |
| Weighted Vote     | 78    |
| Ballots Cast      | 77    |
| Turnout           | 7.24% |
| NO CANDIDATE      | 0     |

### Caseyville 3

---

|                   |        |
|-------------------|--------|
| Registered Voters | 656    |
| Weighted Vote     | 87     |
| Ballots Cast      | 87     |
| Turnout           | 13.26% |
| NO CANDIDATE      | 0      |

### Caseyville 4

---

|                   |        |
|-------------------|--------|
| Registered Voters | 732    |
| Weighted Vote     | 124    |
| Ballots Cast      | 123    |
| Turnout           | 16.80% |
| RAYMOND M MOOT    | 98     |

## Republican Precinct Committeemen

---

### Caseyville 5

---

|                   |       |
|-------------------|-------|
| Registered Voters | 1518  |
| Weighted Vote     | 101   |
| Ballots Cast      | 100   |
| Turnout           | 6.59% |
| ROB DORMAN        | 72    |

### Caseyville 6

---

|                   |       |
|-------------------|-------|
| Registered Voters | 552   |
| Weighted Vote     | 30    |
| Ballots Cast      | 30    |
| Turnout           | 5.43% |
| NO CANDIDATE      | 0     |

### Caseyville 7

---

|                   |       |
|-------------------|-------|
| Registered Voters | 643   |
| Weighted Vote     | 43    |
| Ballots Cast      | 43    |
| Turnout           | 6.69% |
| SYLVIA BOXDORFER  | 35    |

### Caseyville 8

---

|                   |        |
|-------------------|--------|
| Registered Voters | 828    |
| Weighted Vote     | 172    |
| Ballots Cast      | 172    |
| Turnout           | 20.77% |
| NO CANDIDATE      | 0      |

### Caseyville 9

---

|                   |       |
|-------------------|-------|
| Registered Voters | 1019  |
| Weighted Vote     | 84    |
| Ballots Cast      | 84    |
| Turnout           | 8.24% |
| NO CANDIDATE      | 0     |

### Caseyville 10

---

|                   |       |
|-------------------|-------|
| Registered Voters | 536   |
| Weighted Vote     | 38    |
| Ballots Cast      | 38    |
| Turnout           | 7.09% |
| NO CANDIDATE      | 0     |

## Republican Precinct Committeemen

---

### Caseyville 11

---

|                   |        |
|-------------------|--------|
| Registered Voters | 639    |
| Weighted Vote     | 85     |
| Ballots Cast      | 85     |
| Turnout           | 13.30% |
| BILL SCHLUETER    | 60     |

### Caseyville 12

---

|                   |       |
|-------------------|-------|
| Registered Voters | 1549  |
| Weighted Vote     | 126   |
| Ballots Cast      | 126   |
| Turnout           | 8.13% |
| RONALD L DAVINROY | 91    |

### Caseyville 13

---

|                   |        |
|-------------------|--------|
| Registered Voters | 796    |
| Weighted Vote     | 85     |
| Ballots Cast      | 84     |
| Turnout           | 10.55% |
| NO CANDIDATE      | 0      |

### Caseyville 14

---

|                   |        |
|-------------------|--------|
| Registered Voters | 603    |
| Weighted Vote     | 97     |
| Ballots Cast      | 97     |
| Turnout           | 16.09% |
| NO CANDIDATE      | 0      |

### Caseyville 15

---

|                   |        |
|-------------------|--------|
| Registered Voters | 464    |
| Weighted Vote     | 47     |
| Ballots Cast      | 47     |
| Turnout           | 10.13% |
| NO CANDIDATE      | 0      |

### Caseyville 16

---

|                   |       |
|-------------------|-------|
| Registered Voters | 393   |
| Weighted Vote     | 23    |
| Ballots Cast      | 23    |
| Turnout           | 5.85% |
| NO CANDIDATE      | 0     |

## Republican Precinct Committeemen

---

### Caseyville 17

---

|                   |       |
|-------------------|-------|
| Registered Voters | 308   |
| Weighted Vote     | 16    |
| Ballots Cast      | 16    |
| Turnout           | 5.19% |
| NO CANDIDATE      | 0     |

### Caseyville 18

---

|                   |       |
|-------------------|-------|
| Registered Voters | 450   |
| Weighted Vote     | 21    |
| Ballots Cast      | 21    |
| Turnout           | 4.67% |
| JULIE UHLES       | 14    |

### Caseyville 19

---

|                   |        |
|-------------------|--------|
| Registered Voters | 522    |
| Weighted Vote     | 102    |
| Ballots Cast      | 102    |
| Turnout           | 19.54% |
| NO CANDIDATE      | 0      |

### Caseyville 20

---

|                   |        |
|-------------------|--------|
| Registered Voters | 487    |
| Weighted Vote     | 68     |
| Ballots Cast      | 68     |
| Turnout           | 13.96% |
| NO CANDIDATE      | 0      |

### Caseyville 21

---

|                   |        |
|-------------------|--------|
| Registered Voters | 732    |
| Weighted Vote     | 75     |
| Ballots Cast      | 75     |
| Turnout           | 10.25% |
| CARL AMOS         | 62     |

### Caseyville 22

---

|                   |       |
|-------------------|-------|
| Registered Voters | 490   |
| Weighted Vote     | 42    |
| Ballots Cast      | 42    |
| Turnout           | 8.57% |
| LESTER W SMITH    | 34    |

## Republican Precinct Committeemen

---

### Caseyville 23

---

|                   |       |
|-------------------|-------|
| Registered Voters | 908   |
| Weighted Vote     | 41    |
| Ballots Cast      | 41    |
| Turnout           | 4.52% |
| NO CANDIDATE      | 0     |

### Caseyville 24

---

|                   |       |
|-------------------|-------|
| Registered Voters | 692   |
| Weighted Vote     | 52    |
| Ballots Cast      | 52    |
| Turnout           | 7.51% |
| MATTHEW R STIRRUP | 47    |

### Caseyville 25

---

|                   |       |
|-------------------|-------|
| Registered Voters | 845   |
| Weighted Vote     | 33    |
| Ballots Cast      | 33    |
| Turnout           | 3.91% |
| NO CANDIDATE      | 0     |

### Caseyville 26

---

|                   |       |
|-------------------|-------|
| Registered Voters | 1425  |
| Weighted Vote     | 70    |
| Ballots Cast      | 69    |
| Turnout           | 4.84% |
| NO CANDIDATE      | 0     |

### Caseyville 27

---

|                   |       |
|-------------------|-------|
| Registered Voters | 1198  |
| Weighted Vote     | 83    |
| Ballots Cast      | 83    |
| Turnout           | 6.93% |
| NO CANDIDATE      | 0     |

### Stookey 1

---

|                   |        |
|-------------------|--------|
| Registered Voters | 1555   |
| Weighted Vote     | 192    |
| Ballots Cast      | 192    |
| Turnout           | 12.35% |
| NO CANDIDATE      | 0      |



## Republican Precinct Committeemen

---

### **Stookey 2**

---

|                   |        |
|-------------------|--------|
| Registered Voters | 801    |
| Weighted Vote     | 110    |
| Ballots Cast      | 110    |
| Turnout           | 13.73% |
| CURTIS R WILLIAMS | 42     |
| RYAN STOOKEY      | 54     |

### **Stookey 3**

---

|                   |       |
|-------------------|-------|
| Registered Voters | 464   |
| Weighted Vote     | 40    |
| Ballots Cast      | 40    |
| Turnout           | 8.62% |
| NO CANDIDATE      | 0     |

### **Stookey 4**

---

|                   |        |
|-------------------|--------|
| Registered Voters | 617    |
| Weighted Vote     | 74     |
| Ballots Cast      | 74     |
| Turnout           | 11.99% |
| NO CANDIDATE      | 0      |

### **Stookey 5**

---

|                   |       |
|-------------------|-------|
| Registered Voters | 341   |
| Weighted Vote     | 15    |
| Ballots Cast      | 15    |
| Turnout           | 4.40% |
| NO CANDIDATE      | 0     |

### **Stookey 6**

---

|                   |       |
|-------------------|-------|
| Registered Voters | 929   |
| Weighted Vote     | 74    |
| Ballots Cast      | 74    |
| Turnout           | 7.97% |
| NO CANDIDATE      | 0     |

### **Stookey 7**

---

|                   |        |
|-------------------|--------|
| Registered Voters | 620    |
| Weighted Vote     | 74     |
| Ballots Cast      | 74     |
| Turnout           | 11.94% |
| NO CANDIDATE      | 0      |

## Republican Precinct Committeemen

---

### Stookey 8

---

|                   |       |
|-------------------|-------|
| Registered Voters | 428   |
| Weighted Vote     | 20    |
| Ballots Cast      | 20    |
| Turnout           | 4.67% |
| NO CANDIDATE      | 0     |

### Stookey 9

---

|                   |       |
|-------------------|-------|
| Registered Voters | 832   |
| Weighted Vote     | 70    |
| Ballots Cast      | 70    |
| Turnout           | 8.41% |
| ROYLEE H MUELLER  | 65    |

### Stookey 10

---

|                     |        |
|---------------------|--------|
| Registered Voters   | 701    |
| Weighted Vote       | 81     |
| Ballots Cast        | 81     |
| Turnout             | 11.55% |
| THOMAS EDWARD DEETS | 66     |

### Centreville 1

---

|                   |       |
|-------------------|-------|
| Registered Voters | 621   |
| Weighted Vote     | 0     |
| Ballots Cast      | 0     |
| Turnout           | 0.00% |
| NO CANDIDATE      | 0     |

### Centreville 2

---

|                   |       |
|-------------------|-------|
| Registered Voters | 492   |
| Weighted Vote     | 2     |
| Ballots Cast      | 2     |
| Turnout           | 0.41% |
| NO CANDIDATE      | 0     |

### Centreville 3

---

|                   |       |
|-------------------|-------|
| Registered Voters | 459   |
| Weighted Vote     | 0     |
| Ballots Cast      | 0     |
| Turnout           | 0.00% |
| NO CANDIDATE      | 0     |

## Republican Precinct Committeemen

---

### Centreville 4

---

|                   |       |
|-------------------|-------|
| Registered Voters | 762   |
| Weighted Vote     | 68    |
| Ballots Cast      | 68    |
| Turnout           | 8.92% |
| KEVIN D HIGGERSON | 55    |

### Centreville 5

---

|                   |       |
|-------------------|-------|
| Registered Voters | 323   |
| Weighted Vote     | 0     |
| Ballots Cast      | 0     |
| Turnout           | 0.00% |
| NO CANDIDATE      | 0     |

### Centreville 6

---

|                   |        |
|-------------------|--------|
| Registered Voters | 468    |
| Weighted Vote     | 88     |
| Ballots Cast      | 88     |
| Turnout           | 18.80% |
| BILLIE J MILLER   | 32     |
| KENNETH HOPKINS   | 55     |

### Centreville 7

---

|                   |       |
|-------------------|-------|
| Registered Voters | 252   |
| Weighted Vote     | 0     |
| Ballots Cast      | 0     |
| Turnout           | 0.00% |
| NO CANDIDATE      | 0     |

### Centreville 8

---

|                   |       |
|-------------------|-------|
| Registered Voters | 455   |
| Weighted Vote     | 14    |
| Ballots Cast      | 13    |
| Turnout           | 2.86% |
| NO CANDIDATE      | 0     |

### Centreville 9

---

|                   |       |
|-------------------|-------|
| Registered Voters | 631   |
| Weighted Vote     | 9     |
| Ballots Cast      | 9     |
| Turnout           | 1.43% |
| NO CANDIDATE      | 0     |

## Republican Precinct Committeemen

---

### Centreville 10

---

|                   |       |
|-------------------|-------|
| Registered Voters | 407   |
| Weighted Vote     | 1     |
| Ballots Cast      | 1     |
| Turnout           | 0.25% |
| NO CANDIDATE      | 0     |

### Centreville 11

---

|                   |       |
|-------------------|-------|
| Registered Voters | 269   |
| Weighted Vote     | 0     |
| Ballots Cast      | 0     |
| Turnout           | 0.00% |
| NO CANDIDATE      | 0     |

### Centreville 12

---

|                   |       |
|-------------------|-------|
| Registered Voters | 1033  |
| Weighted Vote     | 0     |
| Ballots Cast      | 0     |
| Turnout           | 0.00% |
| NO CANDIDATE      | 0     |

### Centreville 13

---

|                   |       |
|-------------------|-------|
| Registered Voters | 867   |
| Weighted Vote     | 23    |
| Ballots Cast      | 23    |
| Turnout           | 2.65% |
| NO CANDIDATE      | 0     |

### Centreville 14

---

|                   |       |
|-------------------|-------|
| Registered Voters | 668   |
| Weighted Vote     | 2     |
| Ballots Cast      | 2     |
| Turnout           | 0.30% |
| NO CANDIDATE      | 0     |

### Centreville 15

---

|                   |       |
|-------------------|-------|
| Registered Voters | 645   |
| Weighted Vote     | 16    |
| Ballots Cast      | 16    |
| Turnout           | 2.48% |
| NO CANDIDATE      | 0     |

## Republican Precinct Committeemen

---

### Centreville 16

---

|                   |       |
|-------------------|-------|
| Registered Voters | 553   |
| Weighted Vote     | 4     |
| Ballots Cast      | 4     |
| Turnout           | 0.72% |
| NO CANDIDATE      | 0     |

### Centreville 17

---

|                   |       |
|-------------------|-------|
| Registered Voters | 335   |
| Weighted Vote     | 0     |
| Ballots Cast      | 0     |
| Turnout           | 0.00% |
| NO CANDIDATE      | 0     |

### Centreville 18

---

|                   |       |
|-------------------|-------|
| Registered Voters | 716   |
| Weighted Vote     | 12    |
| Ballots Cast      | 12    |
| Turnout           | 1.68% |
| NO CANDIDATE      | 0     |

### Centreville 19

---

|                   |       |
|-------------------|-------|
| Registered Voters | 597   |
| Weighted Vote     | 13    |
| Ballots Cast      | 13    |
| Turnout           | 2.18% |
| NO CANDIDATE      | 0     |

### Centreville 20

---

|                   |       |
|-------------------|-------|
| Registered Voters | 762   |
| Weighted Vote     | 14    |
| Ballots Cast      | 14    |
| Turnout           | 1.84% |
| NO CANDIDATE      | 0     |

### Centreville 21

---

|                   |       |
|-------------------|-------|
| Registered Voters | 424   |
| Weighted Vote     | 5     |
| Ballots Cast      | 5     |
| Turnout           | 1.18% |
| NO CANDIDATE      | 0     |

## Republican Precinct Committeemen

---

### Centreville 22

---

|                   |       |
|-------------------|-------|
| Registered Voters | 453   |
| Weighted Vote     | 2     |
| Ballots Cast      | 2     |
| Turnout           | 0.44% |
| NO CANDIDATE      | 0     |

### Centreville 23

---

|                   |       |
|-------------------|-------|
| Registered Voters | 616   |
| Weighted Vote     | 13    |
| Ballots Cast      | 13    |
| Turnout           | 2.11% |
| NO CANDIDATE      | 0     |

### Centreville 24

---

|                   |       |
|-------------------|-------|
| Registered Voters | 826   |
| Weighted Vote     | 21    |
| Ballots Cast      | 21    |
| Turnout           | 2.54% |
| NO CANDIDATE      | 0     |

### Centreville 25

---

|                   |       |
|-------------------|-------|
| Registered Voters | 961   |
| Weighted Vote     | 22    |
| Ballots Cast      | 22    |
| Turnout           | 2.29% |
| NO CANDIDATE      | 0     |

### Centreville 26

---

|                   |       |
|-------------------|-------|
| Registered Voters | 651   |
| Weighted Vote     | 16    |
| Ballots Cast      | 15    |
| Turnout           | 2.30% |
| NO CANDIDATE      | 0     |

### Centreville 27

---

|                   |       |
|-------------------|-------|
| Registered Voters | 533   |
| Weighted Vote     | 0     |
| Ballots Cast      | 0     |
| Turnout           | 0.00% |
| NO CANDIDATE      | 0     |

## Republican Precinct Committeemen

---

### Canteen 1

---

|                   |       |
|-------------------|-------|
| Registered Voters | 607   |
| Weighted Vote     | 6     |
| Ballots Cast      | 6     |
| Turnout           | 0.99% |
| KILLIAN F WEIR    | 5     |

### Canteen 2

---

|                   |       |
|-------------------|-------|
| Registered Voters | 618   |
| Weighted Vote     | 24    |
| Ballots Cast      | 24    |
| Turnout           | 3.88% |
| NO CANDIDATE      | 0     |

### Canteen 3

---

|                   |       |
|-------------------|-------|
| Registered Voters | 171   |
| Weighted Vote     | 0     |
| Ballots Cast      | 0     |
| Turnout           | 0.00% |
| NO CANDIDATE      | 0     |

### Canteen 4

---

|                    |       |
|--------------------|-------|
| Registered Voters  | 234   |
| Weighted Vote      | 4     |
| Ballots Cast       | 4     |
| Turnout            | 1.71% |
| THOMAS G QUALLS SR | 4     |

### Canteen 5

---

|                   |       |
|-------------------|-------|
| Registered Voters | 343   |
| Weighted Vote     | 1     |
| Ballots Cast      | 1     |
| Turnout           | 0.29% |
| NO CANDIDATE      | 0     |

### Canteen 6

---

|                   |       |
|-------------------|-------|
| Registered Voters | 294   |
| Weighted Vote     | 1     |
| Ballots Cast      | 0     |
| Turnout           | 0.00% |
| NO CANDIDATE      | 0     |

## Republican Precinct Committeemen

---

### Canteen 7

---

|                   |       |
|-------------------|-------|
| Registered Voters | 445   |
| Weighted Vote     | 3     |
| Ballots Cast      | 2     |
| Turnout           | 0.45% |
| NO CANDIDATE      | 0     |

### Canteen 8

---

|                   |       |
|-------------------|-------|
| Registered Voters | 263   |
| Weighted Vote     | 0     |
| Ballots Cast      | 0     |
| Turnout           | 0.00% |
| NO CANDIDATE      | 0     |

### Canteen 9

---

|                   |       |
|-------------------|-------|
| Registered Voters | 452   |
| Weighted Vote     | 11    |
| Ballots Cast      | 10    |
| Turnout           | 2.21% |
| NO CANDIDATE      | 0     |

### Canteen 10

---

|                   |       |
|-------------------|-------|
| Registered Voters | 376   |
| Weighted Vote     | 0     |
| Ballots Cast      | 0     |
| Turnout           | 0.00% |
| NO CANDIDATE      | 0     |

### Canteen 11

---

|                   |       |
|-------------------|-------|
| Registered Voters | 146   |
| Weighted Vote     | 0     |
| Ballots Cast      | 0     |
| Turnout           | 0.00% |
| NO CANDIDATE      | 0     |

### Canteen 12

---

|                   |       |
|-------------------|-------|
| Registered Voters | 416   |
| Weighted Vote     | 10    |
| Ballots Cast      | 10    |
| Turnout           | 2.40% |
| NO CANDIDATE      | 0     |



## Republican Precinct Committeemen

---

### Canteen 13

---

|                   |       |
|-------------------|-------|
| Registered Voters | 496   |
| Weighted Vote     | 26    |
| Ballots Cast      | 26    |
| Turnout           | 5.24% |
| LUCILLE SKIBINSKI | 16    |

### Canteen 14

---

|                   |       |
|-------------------|-------|
| Registered Voters | 184   |
| Weighted Vote     | 4     |
| Ballots Cast      | 4     |
| Turnout           | 2.17% |
| NO CANDIDATE      | 0     |

### Sugar Loaf 1

---

|                   |       |
|-------------------|-------|
| Registered Voters | 1181  |
| Weighted Vote     | 97    |
| Ballots Cast      | 97    |
| Turnout           | 8.21% |
| DUANE M HENSON    | 78    |

### Sugar Loaf 2

---

|                   |       |
|-------------------|-------|
| Registered Voters | 675   |
| Weighted Vote     | 18    |
| Ballots Cast      | 18    |
| Turnout           | 2.67% |
| NO CANDIDATE      | 0     |

### Sugar Loaf 3

---

|                   |       |
|-------------------|-------|
| Registered Voters | 554   |
| Weighted Vote     | 29    |
| Ballots Cast      | 29    |
| Turnout           | 5.23% |
| NO CANDIDATE      | 0     |

### Sugar Loaf 4

---

|                   |       |
|-------------------|-------|
| Registered Voters | 763   |
| Weighted Vote     | 29    |
| Ballots Cast      | 29    |
| Turnout           | 3.80% |
| NO CANDIDATE      | 0     |

## Republican Precinct Committeemen

---

### Sugar Loaf 5

---

|                   |       |
|-------------------|-------|
| Registered Voters | 822   |
| Weighted Vote     | 35    |
| Ballots Cast      | 35    |
| Turnout           | 4.26% |
| NO CANDIDATE      | 0     |

### Sugar Loaf 6

---

|                   |       |
|-------------------|-------|
| Registered Voters | 757   |
| Weighted Vote     | 21    |
| Ballots Cast      | 21    |
| Turnout           | 2.77% |
| NO CANDIDATE      | 0     |

### Stites 1

---

|                   |       |
|-------------------|-------|
| Registered Voters | 499   |
| Weighted Vote     | 0     |
| Ballots Cast      | 0     |
| Turnout           | 0.00% |
| NO CANDIDATE      | 0     |

### Engelmann 1

---

|                      |        |
|----------------------|--------|
| Registered Voters    | 546    |
| Weighted Vote        | 100    |
| Ballots Cast         | 100    |
| Turnout              | 18.32% |
| KATHERINE A GARRISON | 88     |

### Fayetteville 1

---

|                   |        |
|-------------------|--------|
| Registered Voters | 450    |
| Weighted Vote     | 48     |
| Ballots Cast      | 48     |
| Turnout           | 10.67% |
| NO CANDIDATE      | 0      |

### Fayetteville 2

---

|                   |        |
|-------------------|--------|
| Registered Voters | 709    |
| Weighted Vote     | 90     |
| Ballots Cast      | 90     |
| Turnout           | 12.69% |
| NO CANDIDATE      | 0      |

## Republican Precinct Committeemen

---

### Marissa 1

---

|                   |       |
|-------------------|-------|
| Registered Voters | 495   |
| Weighted Vote     | 48    |
| Ballots Cast      | 48    |
| Turnout           | 9.70% |
| NO CANDIDATE      | 0     |

### Marissa 2

---

|                   |       |
|-------------------|-------|
| Registered Voters | 551   |
| Weighted Vote     | 53    |
| Ballots Cast      | 53    |
| Turnout           | 9.62% |
| NO CANDIDATE      | 0     |

### Marissa 3

---

|                   |        |
|-------------------|--------|
| Registered Voters | 572    |
| Weighted Vote     | 67     |
| Ballots Cast      | 67     |
| Turnout           | 11.71% |
| NO CANDIDATE      | 0      |

### Freeburg 1

---

|                   |        |
|-------------------|--------|
| Registered Voters | 1223   |
| Weighted Vote     | 126    |
| Ballots Cast      | 126    |
| Turnout           | 10.30% |
| NO CANDIDATE      | 0      |

### Freeburg 2

---

|                   |        |
|-------------------|--------|
| Registered Voters | 1164   |
| Weighted Vote     | 121    |
| Ballots Cast      | 121    |
| Turnout           | 10.40% |
| NO CANDIDATE      | 0      |

### Freeburg 3

---

|                   |        |
|-------------------|--------|
| Registered Voters | 1120   |
| Weighted Vote     | 121    |
| Ballots Cast      | 121    |
| Turnout           | 10.80% |
| NO CANDIDATE      | 0      |

## Republican Precinct Committeemen

---

### New Athens 1

---

|                   |       |
|-------------------|-------|
| Registered Voters | 871   |
| Weighted Vote     | 56    |
| Ballots Cast      | 56    |
| Turnout           | 6.43% |
| ED COCKRELL       | 52    |

### New Athens 2

---

|                   |        |
|-------------------|--------|
| Registered Voters | 862    |
| Weighted Vote     | 119    |
| Ballots Cast      | 119    |
| Turnout           | 13.81% |
| NO CANDIDATE      | 0      |

### Lenzburg 1

---

|                   |       |
|-------------------|-------|
| Registered Voters | 672   |
| Weighted Vote     | 60    |
| Ballots Cast      | 60    |
| Turnout           | 8.93% |
| NO CANDIDATE      | 0     |

### Prairie Du Long 1

---

|                   |        |
|-------------------|--------|
| Registered Voters | 799    |
| Weighted Vote     | 116    |
| Ballots Cast      | 116    |
| Turnout           | 14.52% |
| NO CANDIDATE      | 0      |

### Prairie Du Long 2

---

|                   |        |
|-------------------|--------|
| Registered Voters | 962    |
| Weighted Vote     | 139    |
| Ballots Cast      | 139    |
| Turnout           | 14.45% |
| NO CANDIDATE      | 0      |

### Smithton 1

---

|                   |       |
|-------------------|-------|
| Registered Voters | 1274  |
| Weighted Vote     | 112   |
| Ballots Cast      | 112   |
| Turnout           | 8.79% |
| NO CANDIDATE      | 0     |

## Republican Precinct Committeemen

---

### Smithton 2

---

|                   |       |
|-------------------|-------|
| Registered Voters | 791   |
| Weighted Vote     | 61    |
| Ballots Cast      | 61    |
| Turnout           | 7.71% |
| JAMES R ANDREWS   | 48    |

### Smithton 3

---

|                   |        |
|-------------------|--------|
| Registered Voters | 1044   |
| Weighted Vote     | 122    |
| Ballots Cast      | 122    |
| Turnout           | 11.69% |
| NO CANDIDATE      | 0      |

### Millstadt 1

---

|                   |       |
|-------------------|-------|
| Registered Voters | 1047  |
| Weighted Vote     | 104   |
| Ballots Cast      | 103   |
| Turnout           | 9.84% |
| LINDA LEHR        | 84    |

### Millstadt 2

---

|                   |        |
|-------------------|--------|
| Registered Voters | 1404   |
| Weighted Vote     | 147    |
| Ballots Cast      | 147    |
| Turnout           | 10.47% |
| NO CANDIDATE      | 0      |

### Millstadt 3

---

|                   |       |
|-------------------|-------|
| Registered Voters | 559   |
| Weighted Vote     | 46    |
| Ballots Cast      | 46    |
| Turnout           | 8.23% |
| NO CANDIDATE      | 0     |

### Millstadt 4

---

|                   |       |
|-------------------|-------|
| Registered Voters | 848   |
| Weighted Vote     | 83    |
| Ballots Cast      | 83    |
| Turnout           | 9.79% |
| NO CANDIDATE      | 0     |

## Republican Precinct Committeemen

---

### Millstadt 5

---

|                   |        |
|-------------------|--------|
| Registered Voters | 925    |
| Weighted Vote     | 97     |
| Ballots Cast      | 97     |
| Turnout           | 10.49% |
| NO CANDIDATE      | 0      |

### E St Louis 1

---

|                   |       |
|-------------------|-------|
| Registered Voters | 1382  |
| Weighted Vote     | 2     |
| Ballots Cast      | 2     |
| Turnout           | 0.14% |
| NO CANDIDATE      | 0     |

### E St Louis 2

---

|                   |       |
|-------------------|-------|
| Registered Voters | 828   |
| Weighted Vote     | 0     |
| Ballots Cast      | 0     |
| Turnout           | 0.00% |
| NO CANDIDATE      | 0     |

### E St Louis 3

---

|                   |       |
|-------------------|-------|
| Registered Voters | 704   |
| Weighted Vote     | 3     |
| Ballots Cast      | 3     |
| Turnout           | 0.43% |
| ROBERT DUKES      | 3     |

### E St Louis 4

---

|                   |       |
|-------------------|-------|
| Registered Voters | 893   |
| Weighted Vote     | 1     |
| Ballots Cast      | 1     |
| Turnout           | 0.11% |
| NO CANDIDATE      | 0     |

### E St Louis 5

---

|                   |       |
|-------------------|-------|
| Registered Voters | 737   |
| Weighted Vote     | 2     |
| Ballots Cast      | 2     |
| Turnout           | 0.27% |
| KENNETH WILEY     | 2     |

## Republican Precinct Committeemen

---

### **E St Louis 6**

---

|                   |       |
|-------------------|-------|
| Registered Voters | 559   |
| Weighted Vote     | 3     |
| Ballots Cast      | 3     |
| Turnout           | 0.54% |
| VICTOR C DARWIN   | 3     |

### **E St Louis 7**

---

|                   |       |
|-------------------|-------|
| Registered Voters | 496   |
| Weighted Vote     | 1     |
| Ballots Cast      | 1     |
| Turnout           | 0.20% |
| NO CANDIDATE      | 0     |

### **E St Louis 8**

---

|                   |       |
|-------------------|-------|
| Registered Voters | 505   |
| Weighted Vote     | 0     |
| Ballots Cast      | 0     |
| Turnout           | 0.00% |
| NO CANDIDATE      | 0     |

### **E St Louis 9**

---

|                   |       |
|-------------------|-------|
| Registered Voters | 668   |
| Weighted Vote     | 1     |
| Ballots Cast      | 1     |
| Turnout           | 0.15% |
| NO CANDIDATE      | 0     |

### **E St Louis 10**

---

|                   |       |
|-------------------|-------|
| Registered Voters | 625   |
| Weighted Vote     | 0     |
| Ballots Cast      | 0     |
| Turnout           | 0.00% |
| NO CANDIDATE      | 0     |

### **E St Louis 11**

---

|                   |       |
|-------------------|-------|
| Registered Voters | 728   |
| Weighted Vote     | 4     |
| Ballots Cast      | 4     |
| Turnout           | 0.55% |
| EARLE H WILLIAMS  | 4     |

## Republican Precinct Committeemen

---

### **E St Louis 12**

---

|                   |       |
|-------------------|-------|
| Registered Voters | 1029  |
| Weighted Vote     | 2     |
| Ballots Cast      | 2     |
| Turnout           | 0.19% |
| DION WARRICK      | 2     |

### **E St Louis 13**

---

|                   |       |
|-------------------|-------|
| Registered Voters | 1143  |
| Weighted Vote     | 0     |
| Ballots Cast      | 0     |
| Turnout           | 0.00% |
| NO CANDIDATE      | 0     |

### **E St Louis 14**

---

|                   |       |
|-------------------|-------|
| Registered Voters | 796   |
| Weighted Vote     | 1     |
| Ballots Cast      | 1     |
| Turnout           | 0.13% |
| GERTRUDE HUSTON   | 1     |

### **E St Louis 15**

---

|                   |       |
|-------------------|-------|
| Registered Voters | 803   |
| Weighted Vote     | 2     |
| Ballots Cast      | 2     |
| Turnout           | 0.25% |
| SCOTT R RANDOLPH  | 2     |

### **E St Louis 16**

---

|                   |       |
|-------------------|-------|
| Registered Voters | 765   |
| Weighted Vote     | 2     |
| Ballots Cast      | 2     |
| Turnout           | 0.26% |
| NO CANDIDATE      | 0     |

### **E St Louis 17**

---

|                   |       |
|-------------------|-------|
| Registered Voters | 934   |
| Weighted Vote     | 1     |
| Ballots Cast      | 1     |
| Turnout           | 0.11% |
| NO CANDIDATE      | 0     |



## Republican Precinct Committeemen

---

### **E St Louis 18**

---

|                   |       |
|-------------------|-------|
| Registered Voters | 467   |
| Weighted Vote     | 1     |
| Ballots Cast      | 1     |
| Turnout           | 0.21% |
| NO CANDIDATE      | 0     |

### **E St Louis 19**

---

|                   |       |
|-------------------|-------|
| Registered Voters | 737   |
| Weighted Vote     | 2     |
| Ballots Cast      | 2     |
| Turnout           | 0.27% |
| NO CANDIDATE      | 0     |

### **E St Louis 20**

---

|                    |       |
|--------------------|-------|
| Registered Voters  | 797   |
| Weighted Vote      | 5     |
| Ballots Cast       | 5     |
| Turnout            | 0.63% |
| T WENDELL CAMPBELL | 4     |

### **E St Louis 21**

---

|                   |       |
|-------------------|-------|
| Registered Voters | 824   |
| Weighted Vote     | 1     |
| Ballots Cast      | 1     |
| Turnout           | 0.12% |
| NO CANDIDATE      | 0     |

### **E St Louis 22**

---

|                   |       |
|-------------------|-------|
| Registered Voters | 427   |
| Weighted Vote     | 0     |
| Ballots Cast      | 0     |
| Turnout           | 0.00% |
| NO CANDIDATE      | 0     |

### **E St Louis 23**

---

|                   |       |
|-------------------|-------|
| Registered Voters | 885   |
| Weighted Vote     | 6     |
| Ballots Cast      | 6     |
| Turnout           | 0.68% |
| NO CANDIDATE      | 0     |

## Republican Precinct Committeemen

---

### **E St Louis 24**

---

|                   |       |
|-------------------|-------|
| Registered Voters | 416   |
| Weighted Vote     | 5     |
| Ballots Cast      | 5     |
| Turnout           | 1.20% |
| NO CANDIDATE      | 0     |

### **E St Louis 25**

---

|                   |       |
|-------------------|-------|
| Registered Voters | 830   |
| Weighted Vote     | 1     |
| Ballots Cast      | 1     |
| Turnout           | 0.12% |
| NO CANDIDATE      | 0     |

General Primary  
March 18, 2014  
Official Abstract of Green Votes  
St. Clair County, Illinois



Dated: Tuesday, April 8, 2014

Issued by:

A handwritten signature in black ink that reads "Thomas Holbrook". The signature is written in a cursive style with a large, sweeping initial "T".

Thomas Holbrook  
St. Clair County Clerk

**ABSTRACT OF GREEN VOTES**

**in St. Clair County, Illinois at the General Primary on Tuesday, March 18, 2014**

---

STATE OF ILLINOIS  
COUNTY OF ST. CLAIR

**SUMMARY OF VOTES**

---

|                      |         |
|----------------------|---------|
| Precincts Reporting: | 230     |
| Registered Voters:   | 171,162 |
| Total Ballots Cast:  | 42      |

---

**ABSTRACT OF GREEN VOTES**  
in St. Clair County, Illinois at the General Primary on Tuesday, March 18, 2014

---

STATE OF ILLINOIS  
COUNTY OF ST. CLAIR

**12TH CONGRESSIONAL DISTRICT**

---

|                      |         |
|----------------------|---------|
| Precincts Reporting: | 230     |
| Registered Voters:   | 171,162 |
| Ballots Cast:        | 42      |

---


**For Representative In Congress**  
**(Vote for ONE)**

PAULA BRADSHAW

35

I, Thomas Holbrook, St. Clair County Clerk, do hereby certify that the above is a correct copy of the Canvass of votes cast at the General Primary held in St. Clair County on Tuesday, March 18, 2014. This canvass was made by the County Canvassing Board of St. Clair County and is now on file in my office.

Dated: Tuesday, April 8, 2014



---

Thomas Holbrook, St. Clair County Clerk

General Primary  
March 18, 2014  
Official Green Canvass  
St. Clair County, Illinois



Dated: Tuesday, April 8, 2014

Issued by:

A handwritten signature in black ink that reads "Thomas Holbrook". The signature is written in a cursive style with a large, sweeping initial "T".

Thomas Holbrook  
St. Clair County Clerk

**General Primary  
March 18, 2014**  
Thomas Holbrook  
St. Clair County Clerk

**Summary of Votes by Precinct**

|               | REGISTERED VOTERS | BALLOTS CAST | TURNOUT |
|---------------|-------------------|--------------|---------|
| Belleville 1  | 566               | 0            | 0.00%   |
| Belleville 2  | 1,103             | 0            | 0.00%   |
| Belleville 3  | 822               | 0            | 0.00%   |
| Belleville 4  | 730               | 0            | 0.00%   |
| Belleville 5  | 798               | 0            | 0.00%   |
| Belleville 6  | 734               | 0            | 0.00%   |
| Belleville 7  | 753               | 0            | 0.00%   |
| Belleville 8  | 596               | 0            | 0.00%   |
| Belleville 9  | 566               | 0            | 0.00%   |
| Belleville 10 | 586               | 0            | 0.00%   |
| Belleville 11 | 576               | 0            | 0.00%   |
| Belleville 12 | 745               | 0            | 0.00%   |
| Belleville 13 | 914               | 1            | 0.11%   |
| Belleville 14 | 881               | 0            | 0.00%   |
| Belleville 15 | 639               | 0            | 0.00%   |
| Belleville 16 | 782               | 0            | 0.00%   |
| Belleville 17 | 646               | 0            | 0.00%   |
| Belleville 18 | 616               | 1            | 0.16%   |
| Belleville 19 | 689               | 1            | 0.15%   |
| Belleville 20 | 754               | 0            | 0.00%   |
| Belleville 21 | 708               | 0            | 0.00%   |
| Belleville 22 | 1,185             | 0            | 0.00%   |
| Belleville 23 | 783               | 0            | 0.00%   |
| Belleville 24 | 899               | 0            | 0.00%   |
| Belleville 25 | 692               | 1            | 0.14%   |
| Belleville 26 | 1,263             | 0            | 0.00%   |
| Belleville 27 | 594               | 0            | 0.00%   |
| Belleville 28 | 668               | 0            | 0.00%   |
| Belleville 29 | 612               | 0            | 0.00%   |
| Belleville 30 | 523               | 0            | 0.00%   |
| Belleville 31 | 873               | 0            | 0.00%   |
| Belleville 32 | 790               | 0            | 0.00%   |
| Belleville 33 | 718               | 1            | 0.14%   |
| Belleville 34 | 319               | 0            | 0.00%   |
| Belleville 35 | 1,067             | 0            | 0.00%   |

**General Primary  
March 18, 2014**  
Thomas Holbrook  
St. Clair County Clerk

**Summary of Votes by Precinct**

|                            | REGISTERED VOTERS | BALLOTS CAST | TURNOUT      |
|----------------------------|-------------------|--------------|--------------|
| <b>BELLEVILLE TOWNSHIP</b> | <b>26,190</b>     | <b>5</b>     | <b>0.02%</b> |
| <b>TOTALS</b>              |                   |              |              |
| Mascoutah 1                | 1,077             | 0            | 0.00%        |
| Mascoutah 2                | 1,391             | 0            | 0.00%        |
| Mascoutah 3                | 1,501             | 0            | 0.00%        |
| Mascoutah 4                | 1,183             | 1            | 0.08%        |
| <b>MASCOUTAH TOWNSHIP</b>  | <b>5,152</b>      | <b>1</b>     | <b>0.02%</b> |
| <b>TOTALS</b>              |                   |              |              |
| Lebanon 1                  | 1,399             | 4            | 0.29%        |
| Lebanon 2                  | 677               | 0            | 0.00%        |
| Lebanon 3                  | 534               | 0            | 0.00%        |
| <b>LEBANON TOWNSHIP</b>    | <b>2,610</b>      | <b>4</b>     | <b>0.15%</b> |
| <b>TOTALS</b>              |                   |              |              |
| Shiloh Valley 1            | 1,433             | 0            | 0.00%        |
| Shiloh Valley 2            | 820               | 0            | 0.00%        |
| Shiloh Valley 3            | 561               | 0            | 0.00%        |
| Shiloh Valley 4            | 592               | 0            | 0.00%        |
| Shiloh Valley 5            | 1,481             | 0            | 0.00%        |
| <b>SHILOH VALLEY</b>       | <b>4,887</b>      | <b>0</b>     | <b>0.00%</b> |
| <b>TOWNSHIP TOTALS</b>     |                   |              |              |
| O Fallon 1                 | 969               | 0            | 0.00%        |
| O Fallon 2                 | 959               | 0            | 0.00%        |
| O Fallon 3                 | 640               | 0            | 0.00%        |
| O Fallon 4                 | 509               | 1            | 0.20%        |
| O Fallon 5                 | 1,020             | 1            | 0.10%        |
| O Fallon 6                 | 792               | 0            | 0.00%        |
| O Fallon 7                 | 1,053             | 1            | 0.09%        |
| O Fallon 8                 | 1,378             | 0            | 0.00%        |
| O Fallon 9                 | 929               | 0            | 0.00%        |
| O Fallon 10                | 957               | 0            | 0.00%        |
| O Fallon 11                | 950               | 2            | 0.21%        |
| O Fallon 12                | 1,140             | 0            | 0.00%        |
| O Fallon 13                | 1,108             | 0            | 0.00%        |
| O Fallon 14                | 805               | 0            | 0.00%        |
| O Fallon 15                | 1,081             | 0            | 0.00%        |
| O Fallon 16                | 1,013             | 1            | 0.10%        |



General Primary  
 March 18, 2014  
 Thomas Holbrook  
 St. Clair County Clerk

Summary of Votes by Precinct

|                                     | REGISTERED VOTERS | BALLOTS CAST | TURNOUT      |
|-------------------------------------|-------------------|--------------|--------------|
| O Fallon 17                         | 753               | 0            | 0.00%        |
| O Fallon 18                         | 579               | 0            | 0.00%        |
| <b>O'FALLON TOWNSHIP<br/>TOTALS</b> | <b>16,635</b>     | <b>6</b>     | <b>0.04%</b> |
| St Clair 1                          | 548               | 0            | 0.00%        |
| St Clair 2                          | 690               | 1            | 0.14%        |
| St Clair 3                          | 641               | 0            | 0.00%        |
| St Clair 4                          | 356               | 0            | 0.00%        |
| St Clair 5                          | 614               | 1            | 0.16%        |
| St Clair 6                          | 671               | 0            | 0.00%        |
| St Clair 7                          | 469               | 0            | 0.00%        |
| St Clair 8                          | 1,026             | 0            | 0.00%        |
| St Clair 9                          | 897               | 0            | 0.00%        |
| St Clair 10                         | 441               | 0            | 0.00%        |
| St Clair 11                         | 516               | 0            | 0.00%        |
| St Clair 12                         | 1,030             | 1            | 0.10%        |
| St Clair 13                         | 741               | 0            | 0.00%        |
| St Clair 14                         | 662               | 0            | 0.00%        |
| St Clair 15                         | 1,114             | 0            | 0.00%        |
| St Clair 16                         | 962               | 0            | 0.00%        |
| St Clair 17                         | 405               | 0            | 0.00%        |
| St Clair 18                         | 595               | 0            | 0.00%        |
| St Clair 19                         | 548               | 0            | 0.00%        |
| St Clair 20                         | 729               | 2            | 0.27%        |
| St Clair 21                         | 613               | 0            | 0.00%        |
| St Clair 22                         | 486               | 0            | 0.00%        |
| St Clair 23                         | 1,027             | 0            | 0.00%        |
| St Clair 24                         | 643               | 0            | 0.00%        |
| St Clair 25                         | 1,063             | 0            | 0.00%        |
| St Clair 26                         | 796               | 0            | 0.00%        |
| St Clair 27                         | 805               | 0            | 0.00%        |
| St Clair 28                         | 875               | 0            | 0.00%        |
| St Clair 29                         | 788               | 0            | 0.00%        |
| St Clair 30                         | 675               | 0            | 0.00%        |
| St Clair 31                         | 754               | 0            | 0.00%        |

**General Primary  
March 18, 2014**  
Thomas Holbrook  
St. Clair County Clerk

**Summary of Votes by Precinct**

|                                       | REGISTERED VOTERS | BALLOTS CAST | TURNOUT      |
|---------------------------------------|-------------------|--------------|--------------|
| St Clair 32                           | 530               | 0            | 0.00%        |
| St Clair 33                           | 750               | 0            | 0.00%        |
| <b>ST. CLAIR TOWNSHIP<br/>TOTALS</b>  | <b>23,460</b>     | <b>5</b>     | <b>0.02%</b> |
| Caseyville 1                          | 951               | 0            | 0.00%        |
| Caseyville 2                          | 1,063             | 1            | 0.09%        |
| Caseyville 3                          | 656               | 1            | 0.15%        |
| Caseyville 4                          | 732               | 1            | 0.14%        |
| Caseyville 5                          | 1,518             | 0            | 0.00%        |
| Caseyville 6                          | 552               | 0            | 0.00%        |
| Caseyville 7                          | 643               | 1            | 0.16%        |
| Caseyville 8                          | 828               | 2            | 0.24%        |
| Caseyville 9                          | 1,019             | 3            | 0.29%        |
| Caseyville 10                         | 536               | 0            | 0.00%        |
| Caseyville 11                         | 639               | 0            | 0.00%        |
| Caseyville 12                         | 1,549             | 0            | 0.00%        |
| Caseyville 13                         | 796               | 1            | 0.13%        |
| Caseyville 14                         | 603               | 2            | 0.33%        |
| Caseyville 15                         | 464               | 0            | 0.00%        |
| Caseyville 16                         | 393               | 1            | 0.25%        |
| Caseyville 17                         | 308               | 0            | 0.00%        |
| Caseyville 18                         | 450               | 0            | 0.00%        |
| Caseyville 19                         | 522               | 0            | 0.00%        |
| Caseyville 20                         | 487               | 0            | 0.00%        |
| Caseyville 21                         | 732               | 0            | 0.00%        |
| Caseyville 22                         | 490               | 0            | 0.00%        |
| Caseyville 23                         | 908               | 0            | 0.00%        |
| Caseyville 24                         | 692               | 0            | 0.00%        |
| Caseyville 25                         | 845               | 0            | 0.00%        |
| Caseyville 26                         | 1,425             | 0            | 0.00%        |
| Caseyville 27                         | 1,198             | 0            | 0.00%        |
| <b>CASEYVILLE TOWNSHIP<br/>TOTALS</b> | <b>20,999</b>     | <b>13</b>    | <b>0.06%</b> |
| Stookey 1                             | 1,555             | 0            | 0.00%        |
| Stookey 2                             | 801               | 0            | 0.00%        |
| Stookey 3                             | 464               | 0            | 0.00%        |

**General Primary**  
**March 18, 2014**  
 Thomas Holbrook  
 St. Clair County Clerk

**Summary of Votes by Precinct**

|                                | REGISTERED VOTERS | BALLOTS CAST | TURNOUT      |
|--------------------------------|-------------------|--------------|--------------|
| Stookey 4                      | 617               | 0            | 0.00%        |
| Stookey 5                      | 341               | 0            | 0.00%        |
| Stookey 6                      | 929               | 0            | 0.00%        |
| Stookey 7                      | 620               | 0            | 0.00%        |
| Stookey 8                      | 428               | 0            | 0.00%        |
| Stookey 9                      | 832               | 0            | 0.00%        |
| Stookey 10                     | 701               | 0            | 0.00%        |
| <b>STOOKEY TOWNSHIP TOTALS</b> | <b>7,288</b>      | <b>0</b>     | <b>0.00%</b> |
| Centreville 1                  | 621               | 0            | 0.00%        |
| Centreville 2                  | 492               | 0            | 0.00%        |
| Centreville 3                  | 459               | 0            | 0.00%        |
| Centreville 4                  | 762               | 0            | 0.00%        |
| Centreville 5                  | 323               | 0            | 0.00%        |
| Centreville 6                  | 468               | 0            | 0.00%        |
| Centreville 7                  | 252               | 0            | 0.00%        |
| Centreville 8                  | 455               | 0            | 0.00%        |
| Centreville 9                  | 631               | 1            | 0.16%        |
| Centreville 10                 | 407               | 0            | 0.00%        |
| Centreville 11                 | 269               | 0            | 0.00%        |
| Centreville 12                 | 1,033             | 0            | 0.00%        |
| Centreville 13                 | 867               | 0            | 0.00%        |
| Centreville 14                 | 668               | 0            | 0.00%        |
| Centreville 15                 | 645               | 0            | 0.00%        |
| Centreville 16                 | 553               | 0            | 0.00%        |
| Centreville 17                 | 335               | 0            | 0.00%        |
| Centreville 18                 | 716               | 0            | 0.00%        |
| Centreville 19                 | 597               | 0            | 0.00%        |
| Centreville 20                 | 762               | 0            | 0.00%        |
| Centreville 21                 | 424               | 0            | 0.00%        |
| Centreville 22                 | 453               | 0            | 0.00%        |
| Centreville 23                 | 616               | 0            | 0.00%        |
| Centreville 24                 | 826               | 0            | 0.00%        |
| Centreville 25                 | 961               | 0            | 0.00%        |
| Centreville 26                 | 651               | 1            | 0.15%        |

General Primary  
 March 18, 2014  
 Thomas Holbrook  
 St. Clair County Clerk

Summary of Votes by Precinct

|   | REGISTERED VOTERS | BALLOTS CAST | TURNOUT      |
|---|-------------------|--------------|--------------|
| Centreville 27                          | 533               | 0            | 0.00%        |
| <b>CENTREVILLE<br/>TOWNSHIP TOTALS</b>  | <b>15,779</b>     | <b>2</b>     | <b>0.01%</b> |
| Canteen 1                               | 607               | 0            | 0.00%        |
| Canteen 2                               | 618               | 0            | 0.00%        |
| Canteen 3                               | 171               | 0            | 0.00%        |
| Canteen 4                               | 234               | 0            | 0.00%        |
| Canteen 5                               | 343               | 0            | 0.00%        |
| Canteen 6                               | 294               | 0            | 0.00%        |
| Canteen 7                               | 445               | 0            | 0.00%        |
| Canteen 8                               | 263               | 0            | 0.00%        |
| Canteen 9                               | 452               | 0            | 0.00%        |
| Canteen 10                              | 376               | 0            | 0.00%        |
| Canteen 11                              | 146               | 0            | 0.00%        |
| Canteen 12                              | 416               | 0            | 0.00%        |
| Canteen 13                              | 496               | 0            | 0.00%        |
| Canteen 14                              | 184               | 0            | 0.00%        |
| <b>CANTEEN TOWNSHIP<br/>TOTALS</b>      | <b>5,045</b>      | <b>0</b>     | <b>0.00%</b> |
| Sugar Loaf 1                            | 1,181             | 0            | 0.00%        |
| Sugar Loaf 2                            | 675               | 0            | 0.00%        |
| Sugar Loaf 3                            | 554               | 0            | 0.00%        |
| Sugar Loaf 4                            | 763               | 0            | 0.00%        |
| Sugar Loaf 5                            | 822               | 0            | 0.00%        |
| Sugar Loaf 6                            | 757               | 0            | 0.00%        |
| <b>SUGAR LOAF TOWNSHIP<br/>TOTALS</b>   | <b>4,752</b>      | <b>0</b>     | <b>0.00%</b> |
| Stites 1                                | 499               | 0            | 0.00%        |
| <b>STITES TOWNSHIP<br/>TOTALS</b>       | <b>499</b>        | <b>0</b>     | <b>0.00%</b> |
| Engelmann 1                             | 546               | 0            | 0.00%        |
| <b>ENGELMANN TOWNSHIP<br/>TOTALS</b>    | <b>546</b>        | <b>0</b>     | <b>0.00%</b> |
| Fayetteville 1                          | 450               | 0            | 0.00%        |
| Fayetteville 2                          | 709               | 0            | 0.00%        |
| <b>FAYETTEVILLE<br/>TOWNSHIP TOTALS</b> | <b>1,159</b>      | <b>0</b>     | <b>0.00%</b> |

General Primary  
 March 18, 2014  
 Thomas Holbrook  
 St. Clair County Clerk

Summary of Votes by Precinct

|  | REGISTERED VOTERS | BALLOTS CAST | TURNOUT      |
|--|-------------------|--------------|--------------|
| Marissa 1                              | 495               | 2            | 0.40%        |
| Marissa 2                              | 551               | 0            | 0.00%        |
| Marissa 3                              | 572               | 0            | 0.00%        |
| <b>MARISSA TOWNSHIP TOTALS</b>         | <b>1,618</b>      | <b>2</b>     | <b>0.12%</b> |
| Freeburg 1                             | 1,223             | 0            | 0.00%        |
| Freeburg 2                             | 1,164             | 0            | 0.00%        |
| Freeburg 3                             | 1,120             | 0            | 0.00%        |
| <b>FREEBURG TOWNSHIP TOTALS</b>        | <b>3,507</b>      | <b>0</b>     | <b>0.00%</b> |
| New Athens 1                           | 871               | 1            | 0.11%        |
| New Athens 2                           | 862               | 1            | 0.12%        |
| <b>NEW ATHENS TOWNSHIP TOTALS</b>      | <b>1,733</b>      | <b>2</b>     | <b>0.12%</b> |
| Lenzburg 1                             | 672               | 0            | 0.00%        |
| <b>LENZBURG TOWNSHIP TOTALS</b>        | <b>672</b>        | <b>0</b>     | <b>0.00%</b> |
| Prairie Du Long 1                      | 799               | 1            | 0.13%        |
| Prairie Du Long 2                      | 962               | 0            | 0.00%        |
| <b>PRAIRIE DU LONG TOWNSHIP TOTALS</b> | <b>1,761</b>      | <b>1</b>     | <b>0.06%</b> |
| Smithton 1                             | 1,274             | 0            | 0.00%        |
| Smithton 2                             | 791               | 0            | 0.00%        |
| Smithton 3                             | 1,044             | 0            | 0.00%        |
| <b>SMITHTON TOWNSHIP TOTALS</b>        | <b>3,109</b>      | <b>0</b>     | <b>0.00%</b> |
| Millstadt 1                            | 1,047             | 0            | 0.00%        |
| Millstadt 2                            | 1,404             | 1            | 0.07%        |
| Millstadt 3                            | 559               | 0            | 0.00%        |
| Millstadt 4                            | 848               | 0            | 0.00%        |
| Millstadt 5                            | 925               | 0            | 0.00%        |
| <b>MILLSTADT TOWNSHIP TOTALS</b>       | <b>4,783</b>      | <b>1</b>     | <b>0.02%</b> |
| <b>ST. CLAIR TOTALS</b>                | <b>152,184</b>    | <b>42</b>    | <b>0.03%</b> |
| Precinct 01                            | 1,382             | 0            | 0.00%        |
| Precinct 02                            | 828               | 0            | 0.00%        |
| Precinct 03                            | 704               | 0            | 0.00%        |

**General Primary**  
**March 18, 2014**  
 Thomas Holbrook  
 St. Clair County Clerk

**Summary of Votes by Precinct**

|                             | REGISTERED VOTERS | BALLOTS CAST | TURNOUT      |
|-----------------------------|-------------------|--------------|--------------|
| Precinct 04                 | 893               | 0            | 0.00%        |
| Precinct 05                 | 737               | 0            | 0.00%        |
| Precinct 06                 | 559               | 0            | 0.00%        |
| Precinct 07                 | 496               | 0            | 0.00%        |
| Precinct 08                 | 505               | 0            | 0.00%        |
| Precinct 09                 | 668               | 0            | 0.00%        |
| Precinct 10                 | 625               | 0            | 0.00%        |
| Precinct 11                 | 728               | 0            | 0.00%        |
| Precinct 12                 | 1,029             | 0            | 0.00%        |
| Precinct 13                 | 1,143             | 0            | 0.00%        |
| Precinct 14                 | 796               | 0            | 0.00%        |
| Precinct 15                 | 803               | 0            | 0.00%        |
| Precinct 16                 | 765               | 0            | 0.00%        |
| Precinct 17                 | 934               | 0            | 0.00%        |
| Precinct 18                 | 467               | 0            | 0.00%        |
| Precinct 19                 | 737               | 0            | 0.00%        |
| Precinct 20                 | 797               | 0            | 0.00%        |
| Precinct 21                 | 824               | 0            | 0.00%        |
| Precinct 22                 | 427               | 0            | 0.00%        |
| Precinct 23                 | 885               | 0            | 0.00%        |
| Precinct 24                 | 416               | 0            | 0.00%        |
| Precinct 25                 | 830               | 0            | 0.00%        |
| <b>CITY OF E. ST. LOUIS</b> | <b>18,978</b>     | <b>0</b>     | <b>0.00%</b> |
| <b>TOTALS</b>               |                   |              |              |
| <b>TOTALS</b>               | <b>171,162</b>    | <b>42</b>    | <b>0.02%</b> |

General Primary  
March 18, 2014  
Official Green Canvass  
St. Clair County, Illinois



12th Congressional District

Dated: Tuesday, April 8, 2014

Issued by:

A handwritten signature in black ink that reads "Thomas Holbrook". The signature is written in a cursive style with a large, sweeping initial "T".

Thomas Holbrook  
St. Clair County Clerk

**General Primary**  
**March 18, 2014**  
 Thomas Holbrook  
 St. Clair County Clerk

**12th Congressional District**  
 For Representative In Congress  
 (Vote for ONE)

|               | REGISTERED VOTERS | BALLOTS CAST | TURNOUT | PAULA BRADSHAW |
|---------------|-------------------|--------------|---------|----------------|
| Belleville 1  | 566               | 0            | 0.00%   | 0              |
| Belleville 2  | 1,103             | 0            | 0.00%   | 0              |
| Belleville 3  | 822               | 0            | 0.00%   | 0              |
| Belleville 4  | 730               | 0            | 0.00%   | 0              |
| Belleville 5  | 798               | 0            | 0.00%   | 0              |
| Belleville 6  | 734               | 0            | 0.00%   | 0              |
| Belleville 7  | 753               | 0            | 0.00%   | 0              |
| Belleville 8  | 596               | 0            | 0.00%   | 0              |
| Belleville 9  | 566               | 0            | 0.00%   | 0              |
| Belleville 10 | 586               | 0            | 0.00%   | 0              |
| Belleville 11 | 576               | 0            | 0.00%   | 0              |
| Belleville 12 | 745               | 0            | 0.00%   | 0              |
| Belleville 13 | 914               | 1            | 0.11%   | 1              |
| Belleville 14 | 881               | 0            | 0.00%   | 0              |
| Belleville 15 | 639               | 0            | 0.00%   | 0              |
| Belleville 16 | 782               | 0            | 0.00%   | 0              |
| Belleville 17 | 646               | 0            | 0.00%   | 0              |
| Belleville 18 | 616               | 1            | 0.16%   | 1              |
| Belleville 19 | 689               | 1            | 0.15%   | 1              |
| Belleville 20 | 754               | 0            | 0.00%   | 0              |
| Belleville 21 | 708               | 0            | 0.00%   | 0              |
| Belleville 22 | 1,185             | 0            | 0.00%   | 0              |
| Belleville 23 | 783               | 0            | 0.00%   | 0              |
| Belleville 24 | 899               | 0            | 0.00%   | 0              |
| Belleville 25 | 692               | 1            | 0.14%   | 1              |
| Belleville 26 | 1,263             | 0            | 0.00%   | 0              |
| Belleville 27 | 594               | 0            | 0.00%   | 0              |
| Belleville 28 | 668               | 0            | 0.00%   | 0              |
| Belleville 29 | 612               | 0            | 0.00%   | 0              |
| Belleville 30 | 523               | 0            | 0.00%   | 0              |
| Belleville 31 | 873               | 0            | 0.00%   | 0              |
| Belleville 32 | 790               | 0            | 0.00%   | 0              |
| Belleville 33 | 718               | 1            | 0.14%   | 1              |
| Belleville 34 | 319               | 0            | 0.00%   | 0              |
| Belleville 35 | 1,067             | 0            | 0.00%   | 0              |



**General Primary**  
**March 18, 2014**  
 Thomas Holbrook  
 St. Clair County Clerk

**12th Congressional District**  
 For Representative In Congress  
 (Vote for ONE)

|                                      | REGISTERED VOTERS | BALLOTS CAST | TURNOUT      | PAULA BRADSHAW |
|--------------------------------------|-------------------|--------------|--------------|----------------|
| <b>BELLEVILLE TOWNSHIP TOTALS</b>    | <b>26,190</b>     | <b>5</b>     | <b>0.02%</b> | <b>5</b>       |
| Mascoutah 1                          | 1,077             | 0            | 0.00%        | 0              |
| Mascoutah 2                          | 1,391             | 0            | 0.00%        | 0              |
| Mascoutah 3                          | 1,501             | 0            | 0.00%        | 0              |
| Mascoutah 4                          | 1,183             | 1            | 0.08%        | 1              |
| <b>MASCOUTAH TOWNSHIP TOTALS</b>     | <b>5,152</b>      | <b>1</b>     | <b>0.02%</b> | <b>1</b>       |
| Lebanon 1                            | 1,399             | 4            | 0.29%        | 4              |
| Lebanon 2                            | 677               | 0            | 0.00%        | 0              |
| Lebanon 3                            | 534               | 0            | 0.00%        | 0              |
| <b>LEBANON TOWNSHIP TOTALS</b>       | <b>2,610</b>      | <b>4</b>     | <b>0.15%</b> | <b>4</b>       |
| Shiloh Valley 1                      | 1,433             | 0            | 0.00%        | 0              |
| Shiloh Valley 2                      | 820               | 0            | 0.00%        | 0              |
| Shiloh Valley 3                      | 561               | 0            | 0.00%        | 0              |
| Shiloh Valley 4                      | 592               | 0            | 0.00%        | 0              |
| Shiloh Valley 5                      | 1,481             | 0            | 0.00%        | 0              |
| <b>SHILOH VALLEY TOWNSHIP TOTALS</b> | <b>4,887</b>      | <b>0</b>     | <b>0.00%</b> | <b>0</b>       |
| O Fallon 1                           | 969               | 0            | 0.00%        | 0              |
| O Fallon 2                           | 959               | 0            | 0.00%        | 0              |
| O Fallon 3                           | 640               | 0            | 0.00%        | 0              |
| O Fallon 4                           | 509               | 1            | 0.20%        | 1              |
| O Fallon 5                           | 1,020             | 1            | 0.10%        | 0              |
| O Fallon 6                           | 792               | 0            | 0.00%        | 0              |
| O Fallon 7                           | 1,053             | 1            | 0.09%        | 1              |
| O Fallon 8                           | 1,378             | 0            | 0.00%        | 0              |
| O Fallon 9                           | 929               | 0            | 0.00%        | 0              |
| O Fallon 10                          | 957               | 0            | 0.00%        | 0              |
| O Fallon 11                          | 950               | 2            | 0.21%        | 1              |
| O Fallon 12                          | 1,140             | 0            | 0.00%        | 0              |
| O Fallon 13                          | 1,108             | 0            | 0.00%        | 0              |
| O Fallon 14                          | 805               | 0            | 0.00%        | 0              |
| O Fallon 15                          | 1,081             | 0            | 0.00%        | 0              |
| O Fallon 16                          | 1,013             | 1            | 0.10%        | 1              |

**General Primary**  
**March 18, 2014**  
 Thomas Holbrook  
 St. Clair County Clerk

**12th Congressional District**  
 For Representative In Congress  
 (Vote for ONE)

|                                     | REGISTERED VOTERS | BALLOTS CAST | TURNOUT      | PAULA BRADSHAW |
|-------------------------------------|-------------------|--------------|--------------|----------------|
| O Fallon 17                         | 753               | 0            | 0.00%        | 0              |
| O Fallon 18                         | 579               | 0            | 0.00%        | 0              |
| <b>O'FALLON TOWNSHIP<br/>TOTALS</b> | <b>16,635</b>     | <b>6</b>     | <b>0.04%</b> | <b>4</b>       |
| St Clair 1                          | 548               | 0            | 0.00%        | 0              |
| St Clair 2                          | 690               | 1            | 0.14%        | 1              |
| St Clair 3                          | 641               | 0            | 0.00%        | 0              |
| St Clair 4                          | 356               | 0            | 0.00%        | 0              |
| St Clair 5                          | 614               | 1            | 0.16%        | 0              |
| St Clair 6                          | 671               | 0            | 0.00%        | 0              |
| St Clair 7                          | 469               | 0            | 0.00%        | 0              |
| St Clair 8                          | 1,026             | 0            | 0.00%        | 0              |
| St Clair 9                          | 897               | 0            | 0.00%        | 0              |
| St Clair 10                         | 441               | 0            | 0.00%        | 0              |
| St Clair 11                         | 516               | 0            | 0.00%        | 0              |
| St Clair 12                         | 1,030             | 1            | 0.10%        | 1              |
| St Clair 13                         | 741               | 0            | 0.00%        | 0              |
| St Clair 14                         | 662               | 0            | 0.00%        | 0              |
| St Clair 15                         | 1,114             | 0            | 0.00%        | 0              |
| St Clair 16                         | 962               | 0            | 0.00%        | 0              |
| St Clair 17                         | 405               | 0            | 0.00%        | 0              |
| St Clair 18                         | 595               | 0            | 0.00%        | 0              |
| St Clair 19                         | 548               | 0            | 0.00%        | 0              |
| St Clair 20                         | 729               | 2            | 0.27%        | 2              |
| St Clair 21                         | 613               | 0            | 0.00%        | 0              |
| St Clair 22                         | 486               | 0            | 0.00%        | 0              |
| St Clair 23                         | 1,027             | 0            | 0.00%        | 0              |
| St Clair 24                         | 643               | 0            | 0.00%        | 0              |
| St Clair 25                         | 1,063             | 0            | 0.00%        | 0              |
| St Clair 26                         | 796               | 0            | 0.00%        | 0              |
| St Clair 27                         | 805               | 0            | 0.00%        | 0              |
| St Clair 28                         | 875               | 0            | 0.00%        | 0              |
| St Clair 29                         | 788               | 0            | 0.00%        | 0              |
| St Clair 30                         | 675               | 0            | 0.00%        | 0              |
| St Clair 31                         | 754               | 0            | 0.00%        | 0              |

**General Primary**  
**March 18, 2014**  
 Thomas Holbrook  
 St. Clair County Clerk

**12th Congressional District**  
 For Representative In Congress  
 (Vote for ONE)

|                                   | REGISTERED VOTERS | BALLOTS CAST | TURNOUT      | PAULA BRADSHAW |
|-----------------------------------|-------------------|--------------|--------------|----------------|
| St Clair 32                       | 530               | 0            | 0.00%        | 0              |
| St Clair 33                       | 750               | 0            | 0.00%        | 0              |
| <b>ST. CLAIR TOWNSHIP TOTALS</b>  | <b>23,460</b>     | <b>5</b>     | <b>0.02%</b> | <b>4</b>       |
| Caseyville 1                      | 951               | 0            | 0.00%        | 0              |
| Caseyville 2                      | 1,063             | 1            | 0.09%        | 1              |
| Caseyville 3                      | 656               | 1            | 0.15%        | 1              |
| Caseyville 4                      | 732               | 1            | 0.14%        | 1              |
| Caseyville 5                      | 1,518             | 0            | 0.00%        | 0              |
| Caseyville 6                      | 552               | 0            | 0.00%        | 0              |
| Caseyville 7                      | 643               | 1            | 0.16%        | 1              |
| Caseyville 8                      | 828               | 2            | 0.24%        | 1              |
| Caseyville 9                      | 1,019             | 3            | 0.29%        | 3              |
| Caseyville 10                     | 536               | 0            | 0.00%        | 0              |
| Caseyville 11                     | 639               | 0            | 0.00%        | 0              |
| Caseyville 12                     | 1,549             | 0            | 0.00%        | 0              |
| Caseyville 13                     | 796               | 1            | 0.13%        | 0              |
| Caseyville 14                     | 603               | 2            | 0.33%        | 2              |
| Caseyville 15                     | 464               | 0            | 0.00%        | 0              |
| Caseyville 16                     | 393               | 1            | 0.25%        | 1              |
| Caseyville 17                     | 308               | 0            | 0.00%        | 0              |
| Caseyville 18                     | 450               | 0            | 0.00%        | 0              |
| Caseyville 19                     | 522               | 0            | 0.00%        | 0              |
| Caseyville 20                     | 487               | 0            | 0.00%        | 0              |
| Caseyville 21                     | 732               | 0            | 0.00%        | 0              |
| Caseyville 22                     | 490               | 0            | 0.00%        | 0              |
| Caseyville 23                     | 908               | 0            | 0.00%        | 0              |
| Caseyville 24                     | 692               | 0            | 0.00%        | 0              |
| Caseyville 25                     | 845               | 0            | 0.00%        | 0              |
| Caseyville 26                     | 1,425             | 0            | 0.00%        | 0              |
| Caseyville 27                     | 1,198             | 0            | 0.00%        | 0              |
| <b>CASEYVILLE TOWNSHIP TOTALS</b> | <b>20,999</b>     | <b>13</b>    | <b>0.06%</b> | <b>11</b>      |
| Stookey 1                         | 1,555             | 0            | 0.00%        | 0              |
| Stookey 2                         | 801               | 0            | 0.00%        | 0              |
| Stookey 3                         | 464               | 0            | 0.00%        | 0              |

**General Primary**  
**March 18, 2014**  
 Thomas Holbrook  
 St. Clair County Clerk

**12th Congressional District**  
 For Representative In Congress  
 (Vote for ONE)

|                                | REGISTERED VOTERS | BALLOTS CAST | TURNOUT      | PAULA BRADSHAW |
|--------------------------------|-------------------|--------------|--------------|----------------|
| Stookey 4                      | 617               | 0            | 0.00%        | 0              |
| Stookey 5                      | 341               | 0            | 0.00%        | 0              |
| Stookey 6                      | 929               | 0            | 0.00%        | 0              |
| Stookey 7                      | 620               | 0            | 0.00%        | 0              |
| Stookey 8                      | 428               | 0            | 0.00%        | 0              |
| Stookey 9                      | 832               | 0            | 0.00%        | 0              |
| Stookey 10                     | 701               | 0            | 0.00%        | 0              |
| <b>STOOKEY TOWNSHIP TOTALS</b> | <b>7,288</b>      | <b>0</b>     | <b>0.00%</b> | <b>0</b>       |
| Centreville 1                  | 621               | 0            | 0.00%        | 0              |
| Centreville 2                  | 492               | 0            | 0.00%        | 0              |
| Centreville 3                  | 459               | 0            | 0.00%        | 0              |
| Centreville 4                  | 762               | 0            | 0.00%        | 0              |
| Centreville 5                  | 323               | 0            | 0.00%        | 0              |
| Centreville 6                  | 468               | 0            | 0.00%        | 0              |
| Centreville 7                  | 252               | 0            | 0.00%        | 0              |
| Centreville 8                  | 455               | 0            | 0.00%        | 0              |
| Centreville 9                  | 631               | 1            | 0.16%        | 1              |
| Centreville 10                 | 407               | 0            | 0.00%        | 0              |
| Centreville 11                 | 269               | 0            | 0.00%        | 0              |
| Centreville 12                 | 1,033             | 0            | 0.00%        | 0              |
| Centreville 13                 | 867               | 0            | 0.00%        | 0              |
| Centreville 14                 | 668               | 0            | 0.00%        | 0              |
| Centreville 15                 | 645               | 0            | 0.00%        | 0              |
| Centreville 16                 | 553               | 0            | 0.00%        | 0              |
| Centreville 17                 | 335               | 0            | 0.00%        | 0              |
| Centreville 18                 | 716               | 0            | 0.00%        | 0              |
| Centreville 19                 | 597               | 0            | 0.00%        | 0              |
| Centreville 20                 | 762               | 0            | 0.00%        | 0              |
| Centreville 21                 | 424               | 0            | 0.00%        | 0              |
| Centreville 22                 | 453               | 0            | 0.00%        | 0              |
| Centreville 23                 | 616               | 0            | 0.00%        | 0              |
| Centreville 24                 | 826               | 0            | 0.00%        | 0              |
| Centreville 25                 | 961               | 0            | 0.00%        | 0              |
| Centreville 26                 | 651               | 1            | 0.15%        | 0              |

**General Primary**  
**March 18, 2014**  
 Thomas Holbrook  
 St. Clair County Clerk

**12th Congressional District**  
 For Representative In Congress  
 (Vote for ONE)

|                                     | REGISTERED VOTERS | BALLOTS CAST | TURNOUT      | PAULA BRADSHAW |
|-------------------------------------|-------------------|--------------|--------------|----------------|
| Centreville 27                      | 533               | 0            | 0.00%        | 0              |
| <b>CENTREVILLE TOWNSHIP TOTALS</b>  | <b>15,779</b>     | <b>2</b>     | <b>0.01%</b> | <b>1</b>       |
| Canteen 1                           | 607               | 0            | 0.00%        | 0              |
| Canteen 2                           | 618               | 0            | 0.00%        | 0              |
| Canteen 3                           | 171               | 0            | 0.00%        | 0              |
| Canteen 4                           | 234               | 0            | 0.00%        | 0              |
| Canteen 5                           | 343               | 0            | 0.00%        | 0              |
| Canteen 6                           | 294               | 0            | 0.00%        | 0              |
| Canteen 7                           | 445               | 0            | 0.00%        | 0              |
| Canteen 8                           | 263               | 0            | 0.00%        | 0              |
| Canteen 9                           | 452               | 0            | 0.00%        | 0              |
| Canteen 10                          | 376               | 0            | 0.00%        | 0              |
| Canteen 11                          | 146               | 0            | 0.00%        | 0              |
| Canteen 12                          | 416               | 0            | 0.00%        | 0              |
| Canteen 13                          | 496               | 0            | 0.00%        | 0              |
| Canteen 14                          | 184               | 0            | 0.00%        | 0              |
| <b>CANTEEN TOWNSHIP TOTALS</b>      | <b>5,045</b>      | <b>0</b>     | <b>0.00%</b> | <b>0</b>       |
| Sugar Loaf 1                        | 1,181             | 0            | 0.00%        | 0              |
| Sugar Loaf 2                        | 675               | 0            | 0.00%        | 0              |
| Sugar Loaf 3                        | 554               | 0            | 0.00%        | 0              |
| Sugar Loaf 4                        | 763               | 0            | 0.00%        | 0              |
| Sugar Loaf 5                        | 822               | 0            | 0.00%        | 0              |
| Sugar Loaf 6                        | 757               | 0            | 0.00%        | 0              |
| <b>SUGAR LOAF TOWNSHIP TOTALS</b>   | <b>4,752</b>      | <b>0</b>     | <b>0.00%</b> | <b>0</b>       |
| Stites 1                            | 499               | 0            | 0.00%        | 0              |
| <b>STITES TOWNSHIP TOTALS</b>       | <b>499</b>        | <b>0</b>     | <b>0.00%</b> | <b>0</b>       |
| Engelmann 1                         | 546               | 0            | 0.00%        | 0              |
| <b>ENGELMANN TOWNSHIP TOTALS</b>    | <b>546</b>        | <b>0</b>     | <b>0.00%</b> | <b>0</b>       |
| Fayetteville 1                      | 450               | 0            | 0.00%        | 0              |
| Fayetteville 2                      | 709               | 0            | 0.00%        | 0              |
| <b>FAYETTEVILLE TOWNSHIP TOTALS</b> | <b>1,159</b>      | <b>0</b>     | <b>0.00%</b> | <b>0</b>       |

**General Primary**  
**March 18, 2014**  
 Thomas Holbrook  
 St. Clair County Clerk

**12th Congressional District**  
 For Representative In Congress  
 (Vote for ONE)

|  | REGISTERED VOTERS | BALLOTS CAST | TURNOUT      | PAULA BRADSHAW |
|--|-------------------|--------------|--------------|----------------|
| Marissa 1                              | 495               | 2            | 0.40%        | 2              |
| Marissa 2                              | 551               | 0            | 0.00%        | 0              |
| Marissa 3                              | 572               | 0            | 0.00%        | 0              |
| <b>MARISSA TOWNSHIP TOTALS</b>         | <b>1,618</b>      | <b>2</b>     | <b>0.12%</b> | <b>2</b>       |
| Freeburg 1                             | 1,223             | 0            | 0.00%        | 0              |
| Freeburg 2                             | 1,164             | 0            | 0.00%        | 0              |
| Freeburg 3                             | 1,120             | 0            | 0.00%        | 0              |
| <b>FREEBURG TOWNSHIP TOTALS</b>        | <b>3,507</b>      | <b>0</b>     | <b>0.00%</b> | <b>0</b>       |
| New Athens 1                           | 871               | 1            | 0.11%        | 0              |
| New Athens 2                           | 862               | 1            | 0.12%        | 1              |
| <b>NEW ATHENS TOWNSHIP TOTALS</b>      | <b>1,733</b>      | <b>2</b>     | <b>0.12%</b> | <b>1</b>       |
| Lenzburg 1                             | 672               | 0            | 0.00%        | 0              |
| <b>LENZBURG TOWNSHIP TOTALS</b>        | <b>672</b>        | <b>0</b>     | <b>0.00%</b> | <b>0</b>       |
| Prairie Du Long 1                      | 799               | 1            | 0.13%        | 1              |
| Prairie Du Long 2                      | 962               | 0            | 0.00%        | 0              |
| <b>PRAIRIE DU LONG TOWNSHIP TOTALS</b> | <b>1,761</b>      | <b>1</b>     | <b>0.06%</b> | <b>1</b>       |
| Smithton 1                             | 1,274             | 0            | 0.00%        | 0              |
| Smithton 2                             | 791               | 0            | 0.00%        | 0              |
| Smithton 3                             | 1,044             | 0            | 0.00%        | 0              |
| <b>SMITHTON TOWNSHIP TOTALS</b>        | <b>3,109</b>      | <b>0</b>     | <b>0.00%</b> | <b>0</b>       |
| Millstadt 1                            | 1,047             | 0            | 0.00%        | 0              |
| Millstadt 2                            | 1,404             | 1            | 0.07%        | 1              |
| Millstadt 3                            | 559               | 0            | 0.00%        | 0              |
| Millstadt 4                            | 848               | 0            | 0.00%        | 0              |
| Millstadt 5                            | 925               | 0            | 0.00%        | 0              |
| <b>MILLSTADT TOWNSHIP TOTALS</b>       | <b>4,783</b>      | <b>1</b>     | <b>0.02%</b> | <b>1</b>       |
| <b>ST. CLAIR TOTALS</b>                | <b>152,184</b>    | <b>42</b>    | <b>0.03%</b> | <b>35</b>      |
| Precinct 01                            | 1,382             | 0            | 0.00%        | 0              |
| Precinct 02                            | 828               | 0            | 0.00%        | 0              |
| Precinct 03                            | 704               | 0            | 0.00%        | 0              |

**General Primary**  
**March 18, 2014**  
 Thomas Holbrook  
 St. Clair County Clerk

**12th Congressional District**  
 For Representative In Congress  
 (Vote for ONE)

|                             | REGISTERED VOTERS | BALLOTS CAST | TURNOUT      | PAULA BRADSHAW |
|-----------------------------|-------------------|--------------|--------------|----------------|
| Precinct 04                 | 893               | 0            | 0.00%        | 0              |
| Precinct 05                 | 737               | 0            | 0.00%        | 0              |
| Precinct 06                 | 559               | 0            | 0.00%        | 0              |
| Precinct 07                 | 496               | 0            | 0.00%        | 0              |
| Precinct 08                 | 505               | 0            | 0.00%        | 0              |
| Precinct 09                 | 668               | 0            | 0.00%        | 0              |
| Precinct 10                 | 625               | 0            | 0.00%        | 0              |
| Precinct 11                 | 728               | 0            | 0.00%        | 0              |
| Precinct 12                 | 1,029             | 0            | 0.00%        | 0              |
| Precinct 13                 | 1,143             | 0            | 0.00%        | 0              |
| Precinct 14                 | 796               | 0            | 0.00%        | 0              |
| Precinct 15                 | 803               | 0            | 0.00%        | 0              |
| Precinct 16                 | 765               | 0            | 0.00%        | 0              |
| Precinct 17                 | 934               | 0            | 0.00%        | 0              |
| Precinct 18                 | 467               | 0            | 0.00%        | 0              |
| Precinct 19                 | 737               | 0            | 0.00%        | 0              |
| Precinct 20                 | 797               | 0            | 0.00%        | 0              |
| Precinct 21                 | 824               | 0            | 0.00%        | 0              |
| Precinct 22                 | 427               | 0            | 0.00%        | 0              |
| Precinct 23                 | 885               | 0            | 0.00%        | 0              |
| Precinct 24                 | 416               | 0            | 0.00%        | 0              |
| Precinct 25                 | 830               | 0            | 0.00%        | 0              |
| <b>CITY OF E. ST. LOUIS</b> | <b>18,978</b>     | <b>0</b>     | <b>0.00%</b> | <b>0</b>       |
| <b>TOTALS</b>               |                   |              |              |                |
| <b>TOTALS</b>               | <b>171,162</b>    | <b>42</b>    | <b>0.02%</b> | <b>35</b>      |

**CANVASS OF VOTES**  
**in St. Clair County, Illinois at the General Primary on Tuesday, March 18, 2014**

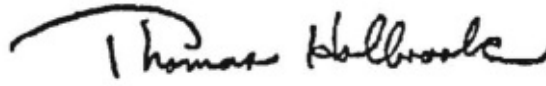
---

STATE OF ILLINOIS  
COUNTY OF ST. CLAIR

**12th Congressional District**

I, Thomas Holbrook, St. Clair County Clerk, do hereby certify that the above is a correct copy of the Canvass of votes cast at the General Primary held in St. Clair County on Tuesday, March 18, 2014. This canvass was made by the County Canvassing Board of St. Clair County and is now on file in my office.

Dated: Tuesday, April 8, 2014

A handwritten signature in black ink that reads "Thomas Holbrook". The signature is written in a cursive style with a large, sweeping initial "T".

---

Thomas Holbrook, St. Clair County Clerk



General Primary  
March 18, 2014  
Green Precinct Committeemen  
St. Clair County, Illinois



Dated: Tuesday, April 8, 2014

Issued by:

A handwritten signature in black ink that reads "Thomas Holbrook". The signature is written in a cursive style with a large, sweeping initial "T".

Thomas Holbrook  
St. Clair County Clerk

## Green Precinct Committeemen

---

### **Belleville 1**

---

|                   |       |
|-------------------|-------|
| Registered Voters | 566   |
| Weighted Vote     | 0     |
| Ballots Cast      | 0     |
| Turnout           | 0.00% |
| NO CANDIDATE      | 0     |

### **Belleville 2**

---

|                   |       |
|-------------------|-------|
| Registered Voters | 1103  |
| Weighted Vote     | 0     |
| Ballots Cast      | 0     |
| Turnout           | 0.00% |
| NO CANDIDATE      | 0     |

### **Belleville 3**

---

|                   |       |
|-------------------|-------|
| Registered Voters | 822   |
| Weighted Vote     | 0     |
| Ballots Cast      | 0     |
| Turnout           | 0.00% |
| NO CANDIDATE      | 0     |

### **Belleville 4**

---

|                   |       |
|-------------------|-------|
| Registered Voters | 730   |
| Weighted Vote     | 0     |
| Ballots Cast      | 0     |
| Turnout           | 0.00% |
| NO CANDIDATE      | 0     |

### **Belleville 5**

---

|                   |       |
|-------------------|-------|
| Registered Voters | 798   |
| Weighted Vote     | 0     |
| Ballots Cast      | 0     |
| Turnout           | 0.00% |
| NO CANDIDATE      | 0     |

### **Belleville 6**

---

|                   |       |
|-------------------|-------|
| Registered Voters | 734   |
| Weighted Vote     | 0     |
| Ballots Cast      | 0     |
| Turnout           | 0.00% |
| NO CANDIDATE      | 0     |

## Green Precinct Committeemen

---

### **Belleville 7**

---

|                   |       |
|-------------------|-------|
| Registered Voters | 753   |
| Weighted Vote     | 0     |
| Ballots Cast      | 0     |
| Turnout           | 0.00% |
| NO CANDIDATE      | 0     |

### **Belleville 8**

---

|                   |       |
|-------------------|-------|
| Registered Voters | 596   |
| Weighted Vote     | 0     |
| Ballots Cast      | 0     |
| Turnout           | 0.00% |
| NO CANDIDATE      | 0     |

### **Belleville 9**

---

|                   |       |
|-------------------|-------|
| Registered Voters | 566   |
| Weighted Vote     | 0     |
| Ballots Cast      | 0     |
| Turnout           | 0.00% |
| NO CANDIDATE      | 0     |

### **Belleville 10**

---

|                   |       |
|-------------------|-------|
| Registered Voters | 586   |
| Weighted Vote     | 0     |
| Ballots Cast      | 0     |
| Turnout           | 0.00% |
| NO CANDIDATE      | 0     |

### **Belleville 11**

---

|                   |       |
|-------------------|-------|
| Registered Voters | 576   |
| Weighted Vote     | 0     |
| Ballots Cast      | 0     |
| Turnout           | 0.00% |
| NO CANDIDATE      | 0     |

### **Belleville 12**

---

|                   |       |
|-------------------|-------|
| Registered Voters | 745   |
| Weighted Vote     | 0     |
| Ballots Cast      | 0     |
| Turnout           | 0.00% |
| NO CANDIDATE      | 0     |

## Green Precinct Committeemen

---

### **Belleville 13**

---

|                   |       |
|-------------------|-------|
| Registered Voters | 914   |
| Weighted Vote     | 1     |
| Ballots Cast      | 1     |
| Turnout           | 0.11% |
| NO CANDIDATE      | 0     |

### **Belleville 14**

---

|                   |       |
|-------------------|-------|
| Registered Voters | 881   |
| Weighted Vote     | 0     |
| Ballots Cast      | 0     |
| Turnout           | 0.00% |
| NO CANDIDATE      | 0     |

### **Belleville 15**

---

|                   |       |
|-------------------|-------|
| Registered Voters | 639   |
| Weighted Vote     | 0     |
| Ballots Cast      | 0     |
| Turnout           | 0.00% |
| NO CANDIDATE      | 0     |

### **Belleville 16**

---

|                   |       |
|-------------------|-------|
| Registered Voters | 782   |
| Weighted Vote     | 0     |
| Ballots Cast      | 0     |
| Turnout           | 0.00% |
| NO CANDIDATE      | 0     |

### **Belleville 17**

---

|                   |       |
|-------------------|-------|
| Registered Voters | 646   |
| Weighted Vote     | 0     |
| Ballots Cast      | 0     |
| Turnout           | 0.00% |
| NO CANDIDATE      | 0     |

### **Belleville 18**

---

|                   |       |
|-------------------|-------|
| Registered Voters | 616   |
| Weighted Vote     | 1     |
| Ballots Cast      | 1     |
| Turnout           | 0.16% |
| NO CANDIDATE      | 0     |

## Green Precinct Committeemen

---

### **Belleville 19**

---

|                   |       |
|-------------------|-------|
| Registered Voters | 689   |
| Weighted Vote     | 1     |
| Ballots Cast      | 1     |
| Turnout           | 0.15% |
| NO CANDIDATE      | 0     |

### **Belleville 20**

---

|                   |       |
|-------------------|-------|
| Registered Voters | 754   |
| Weighted Vote     | 0     |
| Ballots Cast      | 0     |
| Turnout           | 0.00% |
| NO CANDIDATE      | 0     |

### **Belleville 21**

---

|                   |       |
|-------------------|-------|
| Registered Voters | 708   |
| Weighted Vote     | 0     |
| Ballots Cast      | 0     |
| Turnout           | 0.00% |
| NO CANDIDATE      | 0     |

### **Belleville 22**

---

|                   |       |
|-------------------|-------|
| Registered Voters | 1185  |
| Weighted Vote     | 0     |
| Ballots Cast      | 0     |
| Turnout           | 0.00% |
| NO CANDIDATE      | 0     |

### **Belleville 23**

---

|                   |       |
|-------------------|-------|
| Registered Voters | 783   |
| Weighted Vote     | 0     |
| Ballots Cast      | 0     |
| Turnout           | 0.00% |
| NO CANDIDATE      | 0     |

### **Belleville 24**

---

|                   |       |
|-------------------|-------|
| Registered Voters | 899   |
| Weighted Vote     | 0     |
| Ballots Cast      | 0     |
| Turnout           | 0.00% |
| NO CANDIDATE      | 0     |

## Green Precinct Committeemen

---

### **Belleville 25**

---

|                   |       |
|-------------------|-------|
| Registered Voters | 692   |
| Weighted Vote     | 1     |
| Ballots Cast      | 1     |
| Turnout           | 0.14% |
| NO CANDIDATE      | 0     |

### **Belleville 26**

---

|                   |       |
|-------------------|-------|
| Registered Voters | 1263  |
| Weighted Vote     | 0     |
| Ballots Cast      | 0     |
| Turnout           | 0.00% |
| NO CANDIDATE      | 0     |

### **Belleville 27**

---

|                   |       |
|-------------------|-------|
| Registered Voters | 594   |
| Weighted Vote     | 0     |
| Ballots Cast      | 0     |
| Turnout           | 0.00% |
| NO CANDIDATE      | 0     |

### **Belleville 28**

---

|                   |       |
|-------------------|-------|
| Registered Voters | 668   |
| Weighted Vote     | 0     |
| Ballots Cast      | 0     |
| Turnout           | 0.00% |
| NO CANDIDATE      | 0     |

### **Belleville 29**

---

|                   |       |
|-------------------|-------|
| Registered Voters | 612   |
| Weighted Vote     | 0     |
| Ballots Cast      | 0     |
| Turnout           | 0.00% |
| NO CANDIDATE      | 0     |

### **Belleville 30**

---

|                   |       |
|-------------------|-------|
| Registered Voters | 523   |
| Weighted Vote     | 0     |
| Ballots Cast      | 0     |
| Turnout           | 0.00% |
| NO CANDIDATE      | 0     |

## Green Precinct Committeemen

---

### **Belleville 31**

---

|                   |       |
|-------------------|-------|
| Registered Voters | 873   |
| Weighted Vote     | 0     |
| Ballots Cast      | 0     |
| Turnout           | 0.00% |
| NO CANDIDATE      | 0     |

### **Belleville 32**

---

|                   |       |
|-------------------|-------|
| Registered Voters | 790   |
| Weighted Vote     | 0     |
| Ballots Cast      | 0     |
| Turnout           | 0.00% |
| NO CANDIDATE      | 0     |

### **Belleville 33**

---

|                   |       |
|-------------------|-------|
| Registered Voters | 718   |
| Weighted Vote     | 1     |
| Ballots Cast      | 1     |
| Turnout           | 0.14% |
| NO CANDIDATE      | 0     |

### **Belleville 34**

---

|                   |       |
|-------------------|-------|
| Registered Voters | 319   |
| Weighted Vote     | 0     |
| Ballots Cast      | 0     |
| Turnout           | 0.00% |
| NO CANDIDATE      | 0     |

### **Belleville 35**

---

|                   |       |
|-------------------|-------|
| Registered Voters | 1067  |
| Weighted Vote     | 0     |
| Ballots Cast      | 0     |
| Turnout           | 0.00% |
| NO CANDIDATE      | 0     |

### **Mascoutah 1**

---

|                   |       |
|-------------------|-------|
| Registered Voters | 1077  |
| Weighted Vote     | 0     |
| Ballots Cast      | 0     |
| Turnout           | 0.00% |
| NO CANDIDATE      | 0     |

## Green Precinct Committeemen

---

### Mascoutah 2

---

|                   |       |
|-------------------|-------|
| Registered Voters | 1391  |
| Weighted Vote     | 0     |
| Ballots Cast      | 0     |
| Turnout           | 0.00% |
| NO CANDIDATE      | 0     |

### Mascoutah 3

---

|                   |       |
|-------------------|-------|
| Registered Voters | 1501  |
| Weighted Vote     | 0     |
| Ballots Cast      | 0     |
| Turnout           | 0.00% |
| NO CANDIDATE      | 0     |

### Mascoutah 4

---

|                   |       |
|-------------------|-------|
| Registered Voters | 1183  |
| Weighted Vote     | 1     |
| Ballots Cast      | 1     |
| Turnout           | 0.08% |
| NO CANDIDATE      | 0     |

### Lebanon 1

---

|                   |       |
|-------------------|-------|
| Registered Voters | 1399  |
| Weighted Vote     | 4     |
| Ballots Cast      | 4     |
| Turnout           | 0.29% |
| DAVID J ANDREW    | 4     |

### Lebanon 2

---

|                   |       |
|-------------------|-------|
| Registered Voters | 677   |
| Weighted Vote     | 0     |
| Ballots Cast      | 0     |
| Turnout           | 0.00% |
| NO CANDIDATE      | 0     |

### Lebanon 3

---

|                   |       |
|-------------------|-------|
| Registered Voters | 534   |
| Weighted Vote     | 0     |
| Ballots Cast      | 0     |
| Turnout           | 0.00% |
| NO CANDIDATE      | 0     |



## Green Precinct Committeemen

---

### Shiloh Valley 1

---

|                   |       |
|-------------------|-------|
| Registered Voters | 1433  |
| Weighted Vote     | 0     |
| Ballots Cast      | 0     |
| Turnout           | 0.00% |
| NO CANDIDATE      | 0     |

### Shiloh Valley 2

---

|                   |       |
|-------------------|-------|
| Registered Voters | 820   |
| Weighted Vote     | 0     |
| Ballots Cast      | 0     |
| Turnout           | 0.00% |
| NO CANDIDATE      | 0     |

### Shiloh Valley 3

---

|                   |       |
|-------------------|-------|
| Registered Voters | 561   |
| Weighted Vote     | 0     |
| Ballots Cast      | 0     |
| Turnout           | 0.00% |
| NO CANDIDATE      | 0     |

### Shiloh Valley 4

---

|                   |       |
|-------------------|-------|
| Registered Voters | 592   |
| Weighted Vote     | 0     |
| Ballots Cast      | 0     |
| Turnout           | 0.00% |
| NO CANDIDATE      | 0     |

### Shiloh Valley 5

---

|                   |       |
|-------------------|-------|
| Registered Voters | 1481  |
| Weighted Vote     | 0     |
| Ballots Cast      | 0     |
| Turnout           | 0.00% |
| NO CANDIDATE      | 0     |

### O Fallon 1

---

|                   |       |
|-------------------|-------|
| Registered Voters | 969   |
| Weighted Vote     | 0     |
| Ballots Cast      | 0     |
| Turnout           | 0.00% |
| NO CANDIDATE      | 0     |

## Green Precinct Committeemen

---

### **O Fallon 2**

---

|                   |       |
|-------------------|-------|
| Registered Voters | 959   |
| Weighted Vote     | 0     |
| Ballots Cast      | 0     |
| Turnout           | 0.00% |
| NO CANDIDATE      | 0     |

### **O Fallon 3**

---

|                   |       |
|-------------------|-------|
| Registered Voters | 640   |
| Weighted Vote     | 0     |
| Ballots Cast      | 0     |
| Turnout           | 0.00% |
| NO CANDIDATE      | 0     |

### **O Fallon 4**

---

|                   |       |
|-------------------|-------|
| Registered Voters | 509   |
| Weighted Vote     | 1     |
| Ballots Cast      | 1     |
| Turnout           | 0.20% |
| NO CANDIDATE      | 0     |

### **O Fallon 5**

---

|                   |       |
|-------------------|-------|
| Registered Voters | 1020  |
| Weighted Vote     | 1     |
| Ballots Cast      | 1     |
| Turnout           | 0.10% |
| NO CANDIDATE      | 0     |

### **O Fallon 6**

---

|                   |       |
|-------------------|-------|
| Registered Voters | 792   |
| Weighted Vote     | 0     |
| Ballots Cast      | 0     |
| Turnout           | 0.00% |
| NO CANDIDATE      | 0     |

### **O Fallon 7**

---

|                   |       |
|-------------------|-------|
| Registered Voters | 1053  |
| Weighted Vote     | 1     |
| Ballots Cast      | 1     |
| Turnout           | 0.09% |
| NO CANDIDATE      | 0     |

## Green Precinct Committeemen

---

### **O Fallon 8**

---

|                   |       |
|-------------------|-------|
| Registered Voters | 1378  |
| Weighted Vote     | 0     |
| Ballots Cast      | 0     |
| Turnout           | 0.00% |
| NO CANDIDATE      | 0     |

### **O Fallon 9**

---

|                   |       |
|-------------------|-------|
| Registered Voters | 929   |
| Weighted Vote     | 0     |
| Ballots Cast      | 0     |
| Turnout           | 0.00% |
| NO CANDIDATE      | 0     |

### **O Fallon 10**

---

|                   |       |
|-------------------|-------|
| Registered Voters | 957   |
| Weighted Vote     | 0     |
| Ballots Cast      | 0     |
| Turnout           | 0.00% |
| NO CANDIDATE      | 0     |

### **O Fallon 11**

---

|                   |       |
|-------------------|-------|
| Registered Voters | 950   |
| Weighted Vote     | 2     |
| Ballots Cast      | 2     |
| Turnout           | 0.21% |
| NO CANDIDATE      | 0     |

### **O Fallon 12**

---

|                   |       |
|-------------------|-------|
| Registered Voters | 1140  |
| Weighted Vote     | 0     |
| Ballots Cast      | 0     |
| Turnout           | 0.00% |
| NO CANDIDATE      | 0     |

### **O Fallon 13**

---

|                   |       |
|-------------------|-------|
| Registered Voters | 1108  |
| Weighted Vote     | 0     |
| Ballots Cast      | 0     |
| Turnout           | 0.00% |
| NO CANDIDATE      | 0     |

## Green Precinct Committeemen

---

### **O Fallon 14**

---

|                   |       |
|-------------------|-------|
| Registered Voters | 805   |
| Weighted Vote     | 0     |
| Ballots Cast      | 0     |
| Turnout           | 0.00% |
| NO CANDIDATE      | 0     |

### **O Fallon 15**

---

|                   |       |
|-------------------|-------|
| Registered Voters | 1081  |
| Weighted Vote     | 0     |
| Ballots Cast      | 0     |
| Turnout           | 0.00% |
| NO CANDIDATE      | 0     |

### **O Fallon 16**

---

|                   |       |
|-------------------|-------|
| Registered Voters | 1013  |
| Weighted Vote     | 1     |
| Ballots Cast      | 1     |
| Turnout           | 0.10% |
| NO CANDIDATE      | 0     |

### **O Fallon 17**

---

|                   |       |
|-------------------|-------|
| Registered Voters | 753   |
| Weighted Vote     | 0     |
| Ballots Cast      | 0     |
| Turnout           | 0.00% |
| NO CANDIDATE      | 0     |

### **O Fallon 18**

---

|                   |       |
|-------------------|-------|
| Registered Voters | 579   |
| Weighted Vote     | 0     |
| Ballots Cast      | 0     |
| Turnout           | 0.00% |
| NO CANDIDATE      | 0     |

### **St Clair 1**

---

|                   |       |
|-------------------|-------|
| Registered Voters | 548   |
| Weighted Vote     | 0     |
| Ballots Cast      | 0     |
| Turnout           | 0.00% |
| NO CANDIDATE      | 0     |

## Green Precinct Committeemen

---

### St Clair 2

---

|                   |       |
|-------------------|-------|
| Registered Voters | 690   |
| Weighted Vote     | 1     |
| Ballots Cast      | 1     |
| Turnout           | 0.14% |
| NO CANDIDATE      | 0     |

### St Clair 3

---

|                   |       |
|-------------------|-------|
| Registered Voters | 641   |
| Weighted Vote     | 0     |
| Ballots Cast      | 0     |
| Turnout           | 0.00% |
| NO CANDIDATE      | 0     |

### St Clair 4

---

|                   |       |
|-------------------|-------|
| Registered Voters | 356   |
| Weighted Vote     | 0     |
| Ballots Cast      | 0     |
| Turnout           | 0.00% |
| NO CANDIDATE      | 0     |

### St Clair 5

---

|                   |       |
|-------------------|-------|
| Registered Voters | 614   |
| Weighted Vote     | 1     |
| Ballots Cast      | 1     |
| Turnout           | 0.16% |
| NO CANDIDATE      | 0     |

### St Clair 6

---

|                   |       |
|-------------------|-------|
| Registered Voters | 671   |
| Weighted Vote     | 0     |
| Ballots Cast      | 0     |
| Turnout           | 0.00% |
| NO CANDIDATE      | 0     |

### St Clair 7

---

|                   |       |
|-------------------|-------|
| Registered Voters | 469   |
| Weighted Vote     | 0     |
| Ballots Cast      | 0     |
| Turnout           | 0.00% |
| NO CANDIDATE      | 0     |

## Green Precinct Committeemen

---

### St Clair 8

---

|                   |       |
|-------------------|-------|
| Registered Voters | 1026  |
| Weighted Vote     | 0     |
| Ballots Cast      | 0     |
| Turnout           | 0.00% |
| NO CANDIDATE      | 0     |

### St Clair 9

---

|                   |       |
|-------------------|-------|
| Registered Voters | 897   |
| Weighted Vote     | 0     |
| Ballots Cast      | 0     |
| Turnout           | 0.00% |
| NO CANDIDATE      | 0     |

### St Clair 10

---

|                   |       |
|-------------------|-------|
| Registered Voters | 441   |
| Weighted Vote     | 0     |
| Ballots Cast      | 0     |
| Turnout           | 0.00% |
| NO CANDIDATE      | 0     |

### St Clair 11

---

|                   |       |
|-------------------|-------|
| Registered Voters | 516   |
| Weighted Vote     | 0     |
| Ballots Cast      | 0     |
| Turnout           | 0.00% |
| NO CANDIDATE      | 0     |

### St Clair 12

---

|                   |       |
|-------------------|-------|
| Registered Voters | 1030  |
| Weighted Vote     | 1     |
| Ballots Cast      | 1     |
| Turnout           | 0.10% |
| NO CANDIDATE      | 0     |

### St Clair 13

---

|                   |       |
|-------------------|-------|
| Registered Voters | 741   |
| Weighted Vote     | 0     |
| Ballots Cast      | 0     |
| Turnout           | 0.00% |
| NO CANDIDATE      | 0     |

## Green Precinct Committeemen

---

### St Clair 14

---

|                   |       |
|-------------------|-------|
| Registered Voters | 662   |
| Weighted Vote     | 0     |
| Ballots Cast      | 0     |
| Turnout           | 0.00% |
| NO CANDIDATE      | 0     |

### St Clair 15

---

|                   |       |
|-------------------|-------|
| Registered Voters | 1114  |
| Weighted Vote     | 0     |
| Ballots Cast      | 0     |
| Turnout           | 0.00% |
| NO CANDIDATE      | 0     |

### St Clair 16

---

|                   |       |
|-------------------|-------|
| Registered Voters | 962   |
| Weighted Vote     | 0     |
| Ballots Cast      | 0     |
| Turnout           | 0.00% |
| NO CANDIDATE      | 0     |

### St Clair 17

---

|                   |       |
|-------------------|-------|
| Registered Voters | 405   |
| Weighted Vote     | 0     |
| Ballots Cast      | 0     |
| Turnout           | 0.00% |
| NO CANDIDATE      | 0     |

### St Clair 18

---

|                   |       |
|-------------------|-------|
| Registered Voters | 595   |
| Weighted Vote     | 0     |
| Ballots Cast      | 0     |
| Turnout           | 0.00% |
| NO CANDIDATE      | 0     |

### St Clair 19

---

|                   |       |
|-------------------|-------|
| Registered Voters | 548   |
| Weighted Vote     | 0     |
| Ballots Cast      | 0     |
| Turnout           | 0.00% |
| NO CANDIDATE      | 0     |

## Green Precinct Committeemen

---

### St Clair 20

---

|                   |       |
|-------------------|-------|
| Registered Voters | 729   |
| Weighted Vote     | 2     |
| Ballots Cast      | 2     |
| Turnout           | 0.27% |
| NO CANDIDATE      | 0     |

### St Clair 21

---

|                   |       |
|-------------------|-------|
| Registered Voters | 613   |
| Weighted Vote     | 0     |
| Ballots Cast      | 0     |
| Turnout           | 0.00% |
| NO CANDIDATE      | 0     |

### St Clair 22

---

|                   |       |
|-------------------|-------|
| Registered Voters | 486   |
| Weighted Vote     | 0     |
| Ballots Cast      | 0     |
| Turnout           | 0.00% |
| NO CANDIDATE      | 0     |

### St Clair 23

---

|                   |       |
|-------------------|-------|
| Registered Voters | 1027  |
| Weighted Vote     | 0     |
| Ballots Cast      | 0     |
| Turnout           | 0.00% |
| NO CANDIDATE      | 0     |

### St Clair 24

---

|                   |       |
|-------------------|-------|
| Registered Voters | 643   |
| Weighted Vote     | 0     |
| Ballots Cast      | 0     |
| Turnout           | 0.00% |
| NO CANDIDATE      | 0     |

### St Clair 25

---

|                   |       |
|-------------------|-------|
| Registered Voters | 1063  |
| Weighted Vote     | 0     |
| Ballots Cast      | 0     |
| Turnout           | 0.00% |
| NO CANDIDATE      | 0     |



## Green Precinct Committeemen

---

### St Clair 26

---

|                   |       |
|-------------------|-------|
| Registered Voters | 796   |
| Weighted Vote     | 0     |
| Ballots Cast      | 0     |
| Turnout           | 0.00% |
| NO CANDIDATE      | 0     |

### St Clair 27

---

|                   |       |
|-------------------|-------|
| Registered Voters | 805   |
| Weighted Vote     | 0     |
| Ballots Cast      | 0     |
| Turnout           | 0.00% |
| NO CANDIDATE      | 0     |

### St Clair 28

---

|                   |       |
|-------------------|-------|
| Registered Voters | 875   |
| Weighted Vote     | 0     |
| Ballots Cast      | 0     |
| Turnout           | 0.00% |
| NO CANDIDATE      | 0     |

### St Clair 29

---

|                   |       |
|-------------------|-------|
| Registered Voters | 788   |
| Weighted Vote     | 0     |
| Ballots Cast      | 0     |
| Turnout           | 0.00% |
| NO CANDIDATE      | 0     |

### St Clair 30

---

|                   |       |
|-------------------|-------|
| Registered Voters | 675   |
| Weighted Vote     | 0     |
| Ballots Cast      | 0     |
| Turnout           | 0.00% |
| NO CANDIDATE      | 0     |

### St Clair 31

---

|                   |       |
|-------------------|-------|
| Registered Voters | 754   |
| Weighted Vote     | 0     |
| Ballots Cast      | 0     |
| Turnout           | 0.00% |
| NO CANDIDATE      | 0     |

## Green Precinct Committeemen

---

### St Clair 32

---

|                   |       |
|-------------------|-------|
| Registered Voters | 530   |
| Weighted Vote     | 0     |
| Ballots Cast      | 0     |
| Turnout           | 0.00% |
| NO CANDIDATE      | 0     |

### St Clair 33

---

|                   |       |
|-------------------|-------|
| Registered Voters | 750   |
| Weighted Vote     | 0     |
| Ballots Cast      | 0     |
| Turnout           | 0.00% |
| NO CANDIDATE      | 0     |

### Caseyville 1

---

|                   |       |
|-------------------|-------|
| Registered Voters | 951   |
| Weighted Vote     | 0     |
| Ballots Cast      | 0     |
| Turnout           | 0.00% |
| NO CANDIDATE      | 0     |

### Caseyville 2

---

|                   |       |
|-------------------|-------|
| Registered Voters | 1063  |
| Weighted Vote     | 1     |
| Ballots Cast      | 1     |
| Turnout           | 0.09% |
| NO CANDIDATE      | 0     |

### Caseyville 3

---

|                   |       |
|-------------------|-------|
| Registered Voters | 656   |
| Weighted Vote     | 1     |
| Ballots Cast      | 1     |
| Turnout           | 0.15% |
| NO CANDIDATE      | 0     |

### Caseyville 4

---

|                   |       |
|-------------------|-------|
| Registered Voters | 732   |
| Weighted Vote     | 1     |
| Ballots Cast      | 1     |
| Turnout           | 0.14% |
| NO CANDIDATE      | 0     |

## Green Precinct Committeemen

---

### Caseyville 5

---

|                   |       |
|-------------------|-------|
| Registered Voters | 1518  |
| Weighted Vote     | 0     |
| Ballots Cast      | 0     |
| Turnout           | 0.00% |
| NO CANDIDATE      | 0     |

### Caseyville 6

---

|                   |       |
|-------------------|-------|
| Registered Voters | 552   |
| Weighted Vote     | 0     |
| Ballots Cast      | 0     |
| Turnout           | 0.00% |
| NO CANDIDATE      | 0     |

### Caseyville 7

---

|                   |       |
|-------------------|-------|
| Registered Voters | 643   |
| Weighted Vote     | 1     |
| Ballots Cast      | 1     |
| Turnout           | 0.16% |
| NO CANDIDATE      | 0     |

### Caseyville 8

---

|                   |       |
|-------------------|-------|
| Registered Voters | 828   |
| Weighted Vote     | 2     |
| Ballots Cast      | 2     |
| Turnout           | 0.24% |
| NO CANDIDATE      | 0     |

### Caseyville 9

---

|                   |       |
|-------------------|-------|
| Registered Voters | 1019  |
| Weighted Vote     | 3     |
| Ballots Cast      | 3     |
| Turnout           | 0.29% |
| NO CANDIDATE      | 0     |

### Caseyville 10

---

|                   |       |
|-------------------|-------|
| Registered Voters | 536   |
| Weighted Vote     | 0     |
| Ballots Cast      | 0     |
| Turnout           | 0.00% |
| NO CANDIDATE      | 0     |

## Green Precinct Committeemen

---

### Caseyville 11

---

|                   |       |
|-------------------|-------|
| Registered Voters | 639   |
| Weighted Vote     | 0     |
| Ballots Cast      | 0     |
| Turnout           | 0.00% |
| NO CANDIDATE      | 0     |

### Caseyville 12

---

|                   |       |
|-------------------|-------|
| Registered Voters | 1549  |
| Weighted Vote     | 0     |
| Ballots Cast      | 0     |
| Turnout           | 0.00% |
| NO CANDIDATE      | 0     |

### Caseyville 13

---

|                   |       |
|-------------------|-------|
| Registered Voters | 796   |
| Weighted Vote     | 1     |
| Ballots Cast      | 1     |
| Turnout           | 0.13% |
| NO CANDIDATE      | 0     |

### Caseyville 14

---

|                   |       |
|-------------------|-------|
| Registered Voters | 603   |
| Weighted Vote     | 2     |
| Ballots Cast      | 2     |
| Turnout           | 0.33% |
| NO CANDIDATE      | 0     |

### Caseyville 15

---

|                   |       |
|-------------------|-------|
| Registered Voters | 464   |
| Weighted Vote     | 0     |
| Ballots Cast      | 0     |
| Turnout           | 0.00% |
| NO CANDIDATE      | 0     |

### Caseyville 16

---

|                   |       |
|-------------------|-------|
| Registered Voters | 393   |
| Weighted Vote     | 1     |
| Ballots Cast      | 1     |
| Turnout           | 0.25% |
| NO CANDIDATE      | 0     |

## Green Precinct Committeemen

---

### Caseyville 17

---

|                   |       |
|-------------------|-------|
| Registered Voters | 308   |
| Weighted Vote     | 0     |
| Ballots Cast      | 0     |
| Turnout           | 0.00% |
| NO CANDIDATE      | 0     |

### Caseyville 18

---

|                   |       |
|-------------------|-------|
| Registered Voters | 450   |
| Weighted Vote     | 0     |
| Ballots Cast      | 0     |
| Turnout           | 0.00% |
| NO CANDIDATE      | 0     |

### Caseyville 19

---

|                   |       |
|-------------------|-------|
| Registered Voters | 522   |
| Weighted Vote     | 0     |
| Ballots Cast      | 0     |
| Turnout           | 0.00% |
| NO CANDIDATE      | 0     |

### Caseyville 20

---

|                   |       |
|-------------------|-------|
| Registered Voters | 487   |
| Weighted Vote     | 0     |
| Ballots Cast      | 0     |
| Turnout           | 0.00% |
| NO CANDIDATE      | 0     |

### Caseyville 21

---

|                   |       |
|-------------------|-------|
| Registered Voters | 732   |
| Weighted Vote     | 0     |
| Ballots Cast      | 0     |
| Turnout           | 0.00% |
| NO CANDIDATE      | 0     |

### Caseyville 22

---

|                   |       |
|-------------------|-------|
| Registered Voters | 490   |
| Weighted Vote     | 0     |
| Ballots Cast      | 0     |
| Turnout           | 0.00% |
| NO CANDIDATE      | 0     |

## Green Precinct Committeemen

---

### Caseyville 23

---

|                   |       |
|-------------------|-------|
| Registered Voters | 908   |
| Weighted Vote     | 0     |
| Ballots Cast      | 0     |
| Turnout           | 0.00% |
| NO CANDIDATE      | 0     |

### Caseyville 24

---

|                   |       |
|-------------------|-------|
| Registered Voters | 692   |
| Weighted Vote     | 0     |
| Ballots Cast      | 0     |
| Turnout           | 0.00% |
| NO CANDIDATE      | 0     |

### Caseyville 25

---

|                   |       |
|-------------------|-------|
| Registered Voters | 845   |
| Weighted Vote     | 0     |
| Ballots Cast      | 0     |
| Turnout           | 0.00% |
| NO CANDIDATE      | 0     |

### Caseyville 26

---

|                   |       |
|-------------------|-------|
| Registered Voters | 1425  |
| Weighted Vote     | 0     |
| Ballots Cast      | 0     |
| Turnout           | 0.00% |
| NO CANDIDATE      | 0     |

### Caseyville 27

---

|                   |       |
|-------------------|-------|
| Registered Voters | 1198  |
| Weighted Vote     | 0     |
| Ballots Cast      | 0     |
| Turnout           | 0.00% |
| NO CANDIDATE      | 0     |

### Stookey 1

---

|                   |       |
|-------------------|-------|
| Registered Voters | 1555  |
| Weighted Vote     | 0     |
| Ballots Cast      | 0     |
| Turnout           | 0.00% |
| NO CANDIDATE      | 0     |

## Green Precinct Committeemen

---

### **Stookey 2**

---

|                   |       |
|-------------------|-------|
| Registered Voters | 801   |
| Weighted Vote     | 0     |
| Ballots Cast      | 0     |
| Turnout           | 0.00% |
| NO CANDIDATE      | 0     |

### **Stookey 3**

---

|                   |       |
|-------------------|-------|
| Registered Voters | 464   |
| Weighted Vote     | 0     |
| Ballots Cast      | 0     |
| Turnout           | 0.00% |
| NO CANDIDATE      | 0     |

### **Stookey 4**

---

|                   |       |
|-------------------|-------|
| Registered Voters | 617   |
| Weighted Vote     | 0     |
| Ballots Cast      | 0     |
| Turnout           | 0.00% |
| NO CANDIDATE      | 0     |

### **Stookey 5**

---

|                   |       |
|-------------------|-------|
| Registered Voters | 341   |
| Weighted Vote     | 0     |
| Ballots Cast      | 0     |
| Turnout           | 0.00% |
| NO CANDIDATE      | 0     |

### **Stookey 6**

---

|                   |       |
|-------------------|-------|
| Registered Voters | 929   |
| Weighted Vote     | 0     |
| Ballots Cast      | 0     |
| Turnout           | 0.00% |
| NO CANDIDATE      | 0     |

### **Stookey 7**

---

|                   |       |
|-------------------|-------|
| Registered Voters | 620   |
| Weighted Vote     | 0     |
| Ballots Cast      | 0     |
| Turnout           | 0.00% |
| NO CANDIDATE      | 0     |

## Green Precinct Committeemen

---

### **Stookey 8**

---

|                   |       |
|-------------------|-------|
| Registered Voters | 428   |
| Weighted Vote     | 0     |
| Ballots Cast      | 0     |
| Turnout           | 0.00% |
| NO CANDIDATE      | 0     |

### **Stookey 9**

---

|                   |       |
|-------------------|-------|
| Registered Voters | 832   |
| Weighted Vote     | 0     |
| Ballots Cast      | 0     |
| Turnout           | 0.00% |
| NO CANDIDATE      | 0     |

### **Stookey 10**

---

|                   |       |
|-------------------|-------|
| Registered Voters | 701   |
| Weighted Vote     | 0     |
| Ballots Cast      | 0     |
| Turnout           | 0.00% |
| NO CANDIDATE      | 0     |

### **Centreville 1**

---

|                   |       |
|-------------------|-------|
| Registered Voters | 621   |
| Weighted Vote     | 0     |
| Ballots Cast      | 0     |
| Turnout           | 0.00% |
| NO CANDIDATE      | 0     |

### **Centreville 2**

---

|                   |       |
|-------------------|-------|
| Registered Voters | 492   |
| Weighted Vote     | 0     |
| Ballots Cast      | 0     |
| Turnout           | 0.00% |
| NO CANDIDATE      | 0     |

### **Centreville 3**

---

|                   |       |
|-------------------|-------|
| Registered Voters | 459   |
| Weighted Vote     | 0     |
| Ballots Cast      | 0     |
| Turnout           | 0.00% |
| NO CANDIDATE      | 0     |



## Green Precinct Committeemen

---

### Centreville 4

---

|                   |       |
|-------------------|-------|
| Registered Voters | 762   |
| Weighted Vote     | 0     |
| Ballots Cast      | 0     |
| Turnout           | 0.00% |
| NO CANDIDATE      | 0     |

### Centreville 5

---

|                   |       |
|-------------------|-------|
| Registered Voters | 323   |
| Weighted Vote     | 0     |
| Ballots Cast      | 0     |
| Turnout           | 0.00% |
| NO CANDIDATE      | 0     |

### Centreville 6

---

|                   |       |
|-------------------|-------|
| Registered Voters | 468   |
| Weighted Vote     | 0     |
| Ballots Cast      | 0     |
| Turnout           | 0.00% |
| NO CANDIDATE      | 0     |

### Centreville 7

---

|                   |       |
|-------------------|-------|
| Registered Voters | 252   |
| Weighted Vote     | 0     |
| Ballots Cast      | 0     |
| Turnout           | 0.00% |
| NO CANDIDATE      | 0     |

### Centreville 8

---

|                   |       |
|-------------------|-------|
| Registered Voters | 455   |
| Weighted Vote     | 0     |
| Ballots Cast      | 0     |
| Turnout           | 0.00% |
| NO CANDIDATE      | 0     |

### Centreville 9

---

|                   |       |
|-------------------|-------|
| Registered Voters | 631   |
| Weighted Vote     | 1     |
| Ballots Cast      | 1     |
| Turnout           | 0.16% |
| NO CANDIDATE      | 0     |

## Green Precinct Committeemen

---

### Centreville 10

---

|                   |       |
|-------------------|-------|
| Registered Voters | 407   |
| Weighted Vote     | 0     |
| Ballots Cast      | 0     |
| Turnout           | 0.00% |
| NO CANDIDATE      | 0     |

### Centreville 11

---

|                   |       |
|-------------------|-------|
| Registered Voters | 269   |
| Weighted Vote     | 0     |
| Ballots Cast      | 0     |
| Turnout           | 0.00% |
| NO CANDIDATE      | 0     |

### Centreville 12

---

|                   |       |
|-------------------|-------|
| Registered Voters | 1033  |
| Weighted Vote     | 0     |
| Ballots Cast      | 0     |
| Turnout           | 0.00% |
| NO CANDIDATE      | 0     |

### Centreville 13

---

|                   |       |
|-------------------|-------|
| Registered Voters | 867   |
| Weighted Vote     | 0     |
| Ballots Cast      | 0     |
| Turnout           | 0.00% |
| NO CANDIDATE      | 0     |

### Centreville 14

---

|                   |       |
|-------------------|-------|
| Registered Voters | 668   |
| Weighted Vote     | 0     |
| Ballots Cast      | 0     |
| Turnout           | 0.00% |
| NO CANDIDATE      | 0     |

### Centreville 15

---

|                   |       |
|-------------------|-------|
| Registered Voters | 645   |
| Weighted Vote     | 0     |
| Ballots Cast      | 0     |
| Turnout           | 0.00% |
| NO CANDIDATE      | 0     |

## Green Precinct Committeemen

---

### Centreville 16

---

|                   |       |
|-------------------|-------|
| Registered Voters | 553   |
| Weighted Vote     | 0     |
| Ballots Cast      | 0     |
| Turnout           | 0.00% |
| NO CANDIDATE      | 0     |

### Centreville 17

---

|                   |       |
|-------------------|-------|
| Registered Voters | 335   |
| Weighted Vote     | 0     |
| Ballots Cast      | 0     |
| Turnout           | 0.00% |
| NO CANDIDATE      | 0     |

### Centreville 18

---

|                   |       |
|-------------------|-------|
| Registered Voters | 716   |
| Weighted Vote     | 0     |
| Ballots Cast      | 0     |
| Turnout           | 0.00% |
| NO CANDIDATE      | 0     |

### Centreville 19

---

|                   |       |
|-------------------|-------|
| Registered Voters | 597   |
| Weighted Vote     | 0     |
| Ballots Cast      | 0     |
| Turnout           | 0.00% |
| NO CANDIDATE      | 0     |

### Centreville 20

---

|                   |       |
|-------------------|-------|
| Registered Voters | 762   |
| Weighted Vote     | 0     |
| Ballots Cast      | 0     |
| Turnout           | 0.00% |
| NO CANDIDATE      | 0     |

### Centreville 21

---

|                   |       |
|-------------------|-------|
| Registered Voters | 424   |
| Weighted Vote     | 0     |
| Ballots Cast      | 0     |
| Turnout           | 0.00% |
| NO CANDIDATE      | 0     |

## Green Precinct Committeemen

---

### Centreville 22

---

|                   |       |
|-------------------|-------|
| Registered Voters | 453   |
| Weighted Vote     | 0     |
| Ballots Cast      | 0     |
| Turnout           | 0.00% |
| NO CANDIDATE      | 0     |

### Centreville 23

---

|                   |       |
|-------------------|-------|
| Registered Voters | 616   |
| Weighted Vote     | 0     |
| Ballots Cast      | 0     |
| Turnout           | 0.00% |
| NO CANDIDATE      | 0     |

### Centreville 24

---

|                   |       |
|-------------------|-------|
| Registered Voters | 826   |
| Weighted Vote     | 0     |
| Ballots Cast      | 0     |
| Turnout           | 0.00% |
| NO CANDIDATE      | 0     |

### Centreville 25

---

|                   |       |
|-------------------|-------|
| Registered Voters | 961   |
| Weighted Vote     | 0     |
| Ballots Cast      | 0     |
| Turnout           | 0.00% |
| NO CANDIDATE      | 0     |

### Centreville 26

---

|                   |       |
|-------------------|-------|
| Registered Voters | 651   |
| Weighted Vote     | 1     |
| Ballots Cast      | 1     |
| Turnout           | 0.15% |
| NO CANDIDATE      | 0     |

### Centreville 27

---

|                   |       |
|-------------------|-------|
| Registered Voters | 533   |
| Weighted Vote     | 0     |
| Ballots Cast      | 0     |
| Turnout           | 0.00% |
| NO CANDIDATE      | 0     |

## Green Precinct Committeemen

---

### Canteen 1

---

|                   |       |
|-------------------|-------|
| Registered Voters | 607   |
| Weighted Vote     | 0     |
| Ballots Cast      | 0     |
| Turnout           | 0.00% |
| NO CANDIDATE      | 0     |

### Canteen 2

---

|                   |       |
|-------------------|-------|
| Registered Voters | 618   |
| Weighted Vote     | 0     |
| Ballots Cast      | 0     |
| Turnout           | 0.00% |
| NO CANDIDATE      | 0     |

### Canteen 3

---

|                   |       |
|-------------------|-------|
| Registered Voters | 171   |
| Weighted Vote     | 0     |
| Ballots Cast      | 0     |
| Turnout           | 0.00% |
| NO CANDIDATE      | 0     |

### Canteen 4

---

|                   |       |
|-------------------|-------|
| Registered Voters | 234   |
| Weighted Vote     | 0     |
| Ballots Cast      | 0     |
| Turnout           | 0.00% |
| NO CANDIDATE      | 0     |

### Canteen 5

---

|                   |       |
|-------------------|-------|
| Registered Voters | 343   |
| Weighted Vote     | 0     |
| Ballots Cast      | 0     |
| Turnout           | 0.00% |
| NO CANDIDATE      | 0     |

### Canteen 6

---

|                   |       |
|-------------------|-------|
| Registered Voters | 294   |
| Weighted Vote     | 0     |
| Ballots Cast      | 0     |
| Turnout           | 0.00% |
| NO CANDIDATE      | 0     |

## Green Precinct Committeemen

---

### Canteen 7

---

|                   |       |
|-------------------|-------|
| Registered Voters | 445   |
| Weighted Vote     | 0     |
| Ballots Cast      | 0     |
| Turnout           | 0.00% |
| NO CANDIDATE      | 0     |

### Canteen 8

---

|                   |       |
|-------------------|-------|
| Registered Voters | 263   |
| Weighted Vote     | 0     |
| Ballots Cast      | 0     |
| Turnout           | 0.00% |
| NO CANDIDATE      | 0     |

### Canteen 9

---

|                   |       |
|-------------------|-------|
| Registered Voters | 452   |
| Weighted Vote     | 0     |
| Ballots Cast      | 0     |
| Turnout           | 0.00% |
| NO CANDIDATE      | 0     |

### Canteen 10

---

|                   |       |
|-------------------|-------|
| Registered Voters | 376   |
| Weighted Vote     | 0     |
| Ballots Cast      | 0     |
| Turnout           | 0.00% |
| NO CANDIDATE      | 0     |

### Canteen 11

---

|                   |       |
|-------------------|-------|
| Registered Voters | 146   |
| Weighted Vote     | 0     |
| Ballots Cast      | 0     |
| Turnout           | 0.00% |
| NO CANDIDATE      | 0     |

### Canteen 12

---

|                   |       |
|-------------------|-------|
| Registered Voters | 416   |
| Weighted Vote     | 0     |
| Ballots Cast      | 0     |
| Turnout           | 0.00% |
| NO CANDIDATE      | 0     |

## Green Precinct Committeemen

---

### Canteen 13

---

|                   |       |
|-------------------|-------|
| Registered Voters | 496   |
| Weighted Vote     | 0     |
| Ballots Cast      | 0     |
| Turnout           | 0.00% |
| NO CANDIDATE      | 0     |

### Canteen 14

---

|                   |       |
|-------------------|-------|
| Registered Voters | 184   |
| Weighted Vote     | 0     |
| Ballots Cast      | 0     |
| Turnout           | 0.00% |
| NO CANDIDATE      | 0     |

### Sugar Loaf 1

---

|                   |       |
|-------------------|-------|
| Registered Voters | 1181  |
| Weighted Vote     | 0     |
| Ballots Cast      | 0     |
| Turnout           | 0.00% |
| NO CANDIDATE      | 0     |

### Sugar Loaf 2

---

|                   |       |
|-------------------|-------|
| Registered Voters | 675   |
| Weighted Vote     | 0     |
| Ballots Cast      | 0     |
| Turnout           | 0.00% |
| NO CANDIDATE      | 0     |

### Sugar Loaf 3

---

|                   |       |
|-------------------|-------|
| Registered Voters | 554   |
| Weighted Vote     | 0     |
| Ballots Cast      | 0     |
| Turnout           | 0.00% |
| NO CANDIDATE      | 0     |

### Sugar Loaf 4

---

|                   |       |
|-------------------|-------|
| Registered Voters | 763   |
| Weighted Vote     | 0     |
| Ballots Cast      | 0     |
| Turnout           | 0.00% |
| NO CANDIDATE      | 0     |

## Green Precinct Committeemen

---

### Sugar Loaf 5

---

|                   |       |
|-------------------|-------|
| Registered Voters | 822   |
| Weighted Vote     | 0     |
| Ballots Cast      | 0     |
| Turnout           | 0.00% |
| NO CANDIDATE      | 0     |

### Sugar Loaf 6

---

|                   |       |
|-------------------|-------|
| Registered Voters | 757   |
| Weighted Vote     | 0     |
| Ballots Cast      | 0     |
| Turnout           | 0.00% |
| NO CANDIDATE      | 0     |

### Stites 1

---

|                   |       |
|-------------------|-------|
| Registered Voters | 499   |
| Weighted Vote     | 0     |
| Ballots Cast      | 0     |
| Turnout           | 0.00% |
| NO CANDIDATE      | 0     |

### Engelmann 1

---

|                   |       |
|-------------------|-------|
| Registered Voters | 546   |
| Weighted Vote     | 0     |
| Ballots Cast      | 0     |
| Turnout           | 0.00% |
| NO CANDIDATE      | 0     |

### Fayetteville 1

---

|                   |       |
|-------------------|-------|
| Registered Voters | 450   |
| Weighted Vote     | 0     |
| Ballots Cast      | 0     |
| Turnout           | 0.00% |
| NO CANDIDATE      | 0     |

### Fayetteville 2

---

|                   |       |
|-------------------|-------|
| Registered Voters | 709   |
| Weighted Vote     | 0     |
| Ballots Cast      | 0     |
| Turnout           | 0.00% |
| NO CANDIDATE      | 0     |



## Green Precinct Committeemen

---

### Marissa 1

---

|                   |       |
|-------------------|-------|
| Registered Voters | 495   |
| Weighted Vote     | 2     |
| Ballots Cast      | 2     |
| Turnout           | 0.40% |
| NO CANDIDATE      | 0     |

### Marissa 2

---

|                   |       |
|-------------------|-------|
| Registered Voters | 551   |
| Weighted Vote     | 0     |
| Ballots Cast      | 0     |
| Turnout           | 0.00% |
| NO CANDIDATE      | 0     |

### Marissa 3

---

|                   |       |
|-------------------|-------|
| Registered Voters | 572   |
| Weighted Vote     | 0     |
| Ballots Cast      | 0     |
| Turnout           | 0.00% |
| NO CANDIDATE      | 0     |

### Freeburg 1

---

|                   |       |
|-------------------|-------|
| Registered Voters | 1223  |
| Weighted Vote     | 0     |
| Ballots Cast      | 0     |
| Turnout           | 0.00% |
| NO CANDIDATE      | 0     |

### Freeburg 2

---

|                   |       |
|-------------------|-------|
| Registered Voters | 1164  |
| Weighted Vote     | 0     |
| Ballots Cast      | 0     |
| Turnout           | 0.00% |
| NO CANDIDATE      | 0     |

### Freeburg 3

---

|                   |       |
|-------------------|-------|
| Registered Voters | 1120  |
| Weighted Vote     | 0     |
| Ballots Cast      | 0     |
| Turnout           | 0.00% |
| NO CANDIDATE      | 0     |

## Green Precinct Committeemen

---

### New Athens 1

---

|                   |       |
|-------------------|-------|
| Registered Voters | 871   |
| Weighted Vote     | 1     |
| Ballots Cast      | 1     |
| Turnout           | 0.11% |
| NO CANDIDATE      | 0     |

### New Athens 2

---

|                   |       |
|-------------------|-------|
| Registered Voters | 862   |
| Weighted Vote     | 1     |
| Ballots Cast      | 1     |
| Turnout           | 0.12% |
| NO CANDIDATE      | 0     |

### Lenzburg 1

---

|                   |       |
|-------------------|-------|
| Registered Voters | 672   |
| Weighted Vote     | 0     |
| Ballots Cast      | 0     |
| Turnout           | 0.00% |
| NO CANDIDATE      | 0     |

### Prairie Du Long 1

---

|                   |       |
|-------------------|-------|
| Registered Voters | 799   |
| Weighted Vote     | 1     |
| Ballots Cast      | 1     |
| Turnout           | 0.13% |
| NO CANDIDATE      | 0     |

### Prairie Du Long 2

---

|                   |       |
|-------------------|-------|
| Registered Voters | 962   |
| Weighted Vote     | 0     |
| Ballots Cast      | 0     |
| Turnout           | 0.00% |
| NO CANDIDATE      | 0     |

### Smithton 1

---

|                   |       |
|-------------------|-------|
| Registered Voters | 1274  |
| Weighted Vote     | 0     |
| Ballots Cast      | 0     |
| Turnout           | 0.00% |
| NO CANDIDATE      | 0     |

## Green Precinct Committeemen

---

### Smithton 2

---

|                   |       |
|-------------------|-------|
| Registered Voters | 791   |
| Weighted Vote     | 0     |
| Ballots Cast      | 0     |
| Turnout           | 0.00% |
| NO CANDIDATE      | 0     |

### Smithton 3

---

|                   |       |
|-------------------|-------|
| Registered Voters | 1044  |
| Weighted Vote     | 0     |
| Ballots Cast      | 0     |
| Turnout           | 0.00% |
| NO CANDIDATE      | 0     |

### Millstadt 1

---

|                   |       |
|-------------------|-------|
| Registered Voters | 1047  |
| Weighted Vote     | 0     |
| Ballots Cast      | 0     |
| Turnout           | 0.00% |
| NO CANDIDATE      | 0     |

### Millstadt 2

---

|                   |       |
|-------------------|-------|
| Registered Voters | 1404  |
| Weighted Vote     | 1     |
| Ballots Cast      | 1     |
| Turnout           | 0.07% |
| NO CANDIDATE      | 0     |

### Millstadt 3

---

|                   |       |
|-------------------|-------|
| Registered Voters | 559   |
| Weighted Vote     | 0     |
| Ballots Cast      | 0     |
| Turnout           | 0.00% |
| NO CANDIDATE      | 0     |

### Millstadt 4

---

|                   |       |
|-------------------|-------|
| Registered Voters | 848   |
| Weighted Vote     | 0     |
| Ballots Cast      | 0     |
| Turnout           | 0.00% |
| NO CANDIDATE      | 0     |

## Green Precinct Committeemen

---

### **Millstadt 5**

---

|                   |       |
|-------------------|-------|
| Registered Voters | 925   |
| Weighted Vote     | 0     |
| Ballots Cast      | 0     |
| Turnout           | 0.00% |
| NO CANDIDATE      | 0     |

General Primary  
March 18, 2014  
Official Abstract of Nonpartisan Votes  
St. Clair County, Illinois



Dated: Tuesday, April 8, 2014

Issued by:

A handwritten signature in black ink that reads "Thomas Holbrook". The signature is written in a cursive style with a large, sweeping initial "T".

Thomas Holbrook  
St. Clair County Clerk

**ABSTRACT OF NONPARTISAN VOTES**

**in St. Clair County, Illinois at the General Primary on Tuesday, March 18, 2014**

---

STATE OF ILLINOIS  
COUNTY OF ST. CLAIR

**SUMMARY OF VOTES**

---

|                      |         |
|----------------------|---------|
| Precincts Reporting: | 230     |
| Registered Voters:   | 171,162 |
| Total Ballots Cast:  | 24,546  |

---

**ABSTRACT OF NONPARTISAN VOTES**  
in St. Clair County, Illinois at the General Primary on Tuesday, March 18, 2014

---

STATE OF ILLINOIS  
COUNTY OF ST. CLAIR

**ST. CLAIR COUNTY**

---

|                      |         |
|----------------------|---------|
| Precincts Reporting: | 230     |
| Registered Voters:   | 171,162 |
| Ballots Cast:        | 24,546  |

---

**Proposition for Public Safety Occupation Taxes ~ Failed**

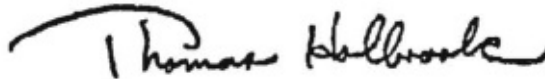
**ST. CLAIR COUNTY**  
**PROPOSITION TO IMPOSE COUNTY PUBLIC SAFETY OCCUPATION TAXES**

To pay for public safety purposes, shall The County of St. Clair, Illinois, be authorized to impose an increase on its share of local sales taxes by .25% for a period not to exceed 25 years?

|     |        |
|-----|--------|
| YES | 8,630  |
| NO  | 18,249 |

I, Thomas Holbrook, St. Clair County Clerk, do hereby certify that the above is a correct copy of the Canvass of votes cast at the General Primary held in St. Clair County on Tuesday, March 18, 2014. This canvass was made by the County Canvassing Board of St. Clair County and is now on file in my office.

Dated: Tuesday, April 8, 2014



---

Thomas Holbrook, St. Clair County Clerk

**ABSTRACT OF NONPARTISAN VOTES**  
in St. Clair County, Illinois at the General Primary on Tuesday, March 18, 2014

---

STATE OF ILLINOIS  
COUNTY OF ST. CLAIR

**CITY OF LEBANON**

---

|                      |       |
|----------------------|-------|
| Precincts Reporting: | 3     |
| Registered Voters:   | 2,273 |
| Ballots Cast:        | 417   |

---

**Proposition for the Supply of Electricity ~ Failed**

**CITY OF LEBANON**  
**PROPOSITION TO ARRANGE FOR THE SUPPLY OF ELECTRICITY**

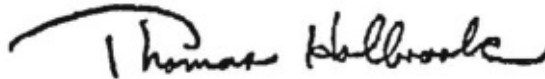
Shall the City of Lebanon have the authority to arrange for the supply of electricity for its residential and small commercial retail customers who have not opted out of such a program?

YES 164

NO 243

I, Thomas Holbrook, St. Clair County Clerk, do hereby certify that the above is a correct copy of the Canvass of votes cast at the General Primary held in St. Clair County on Tuesday, March 18, 2014. This canvass was made by the County Canvassing Board of St. Clair County and is now on file in my office.

Dated: Tuesday, April 8, 2014



Thomas Holbrook, St. Clair County Clerk



**ABSTRACT OF NONPARTISAN VOTES**  
in St. Clair County, Illinois at the General Primary on Tuesday, March 18, 2014

---

STATE OF ILLINOIS  
COUNTY OF ST. CLAIR

**VILLAGE OF CASEYVILLE**

---

|                      |       |
|----------------------|-------|
| Precincts Reporting: | 12    |
| Registered Voters:   | 2,534 |
| Ballots Cast:        | 437   |

---

**Proposition for the Supply of Electricity ~ Failed**

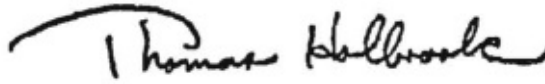
**VILLAGE OF CASEYVILLE**  
**PROPOSITION TO ARRANGE FOR THE SUPPLY OF ELECTRICITY**

Shall the Village of Caseyville have the authority to arrange for the supply of electricity for its residential and small commercial retail customers who have not opted out of such program?

|     |     |
|-----|-----|
| YES | 160 |
| NO  | 263 |

I, Thomas Holbrook, St. Clair County Clerk, do hereby certify that the above is a correct copy of the Canvass of votes cast at the General Primary held in St. Clair County on Tuesday, March 18, 2014. This canvass was made by the County Canvassing Board of St. Clair County and is now on file in my office.

Dated: Tuesday, April 8, 2014



Thomas Holbrook, St. Clair County Clerk

**ABSTRACT OF NONPARTISAN VOTES**  
in St. Clair County, Illinois at the General Primary on Tuesday, March 18, 2014

---

STATE OF ILLINOIS  
COUNTY OF ST. CLAIR

**VILLAGE OF SWANSEA**

---

|                      |       |
|----------------------|-------|
| Precincts Reporting: | 16    |
| Registered Voters:   | 9,333 |
| Ballots Cast:        | 1,448 |

---

**Proposition for the Supply of Electricity ~ Passed**

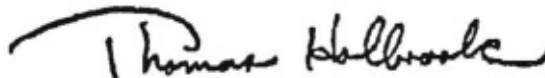
**VILLAGE OF SWANSEA**  
**PROPOSITION TO ARRANGE FOR THE SUPPLY OF ELECTRICITY**

Shall the Village of Swansea, ST. CLAIR COUNTY, ILLINOIS have the authority to arrange for the supply of electricity for its residential and small commercial retail customers who have not opted out of such program?

|     |     |
|-----|-----|
| YES | 869 |
| NO  | 544 |

I, Thomas Holbrook, St. Clair County Clerk, do hereby certify that the above is a correct copy of the Canvass of votes cast at the General Primary held in St. Clair County on Tuesday, March 18, 2014. This canvass was made by the County Canvassing Board of St. Clair County and is now on file in my office.

Dated: Tuesday, April 8, 2014



Thomas Holbrook, St. Clair County Clerk

**ABSTRACT OF NONPARTISAN VOTES**  
in St. Clair County, Illinois at the General Primary on Tuesday, March 18, 2014

---

STATE OF ILLINOIS  
COUNTY OF ST. CLAIR

**GRANT CCSD 110**

---

|                      |       |
|----------------------|-------|
| Precincts Reporting: | 13    |
| Registered Voters:   | 5,678 |
| Ballots Cast:        | 2,192 |

---

**Proposition for Maximum Tax Rate Increase ~ Passed**

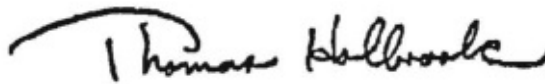
**GRANT COMMUNITY CONSOLIDATED SCHOOL DISTRICT NO. 110  
PROPOSITION TO INCREASE THE TAX RATE FOR EDUCATIONAL PURPOSES**

Shall the maximum tax rate for the tax which Grant Community Consolidated School District No. 110, St. Clair County, Illinois, levies for educational purposes, be increased by 0.85 percent, from the currently authorized rate of 1.42 percent to a rate not to exceed 2.27 percent upon the value of taxable property within the District as equalized or assessed by the Department of Revenue, as authorized by Article 17 of the School Code?

|     |       |
|-----|-------|
| YES | 1,642 |
| NO  | 530   |

I, Thomas Holbrook, St. Clair County Clerk, do hereby certify that the above is a correct copy of the Canvass of votes cast at the General Primary held in St. Clair County on Tuesday, March 18, 2014. This canvass was made by the County Canvassing Board of St. Clair County and is now on file in my office.

Dated: Tuesday, April 8, 2014



Thomas Holbrook, St. Clair County Clerk

**ABSTRACT OF NONPARTISAN VOTES**  
in St. Clair County, Illinois at the General Primary on Tuesday, March 18, 2014

---

STATE OF ILLINOIS  
COUNTY OF ST. CLAIR

**CAHOKIA FIRE**

---

|                      |       |
|----------------------|-------|
| Precincts Reporting: | 12    |
| Registered Voters:   | 7,908 |
| Ballots Cast:        | 1,511 |

---

**Proposition for Maximum Tax Rate Increase ~ Passed**

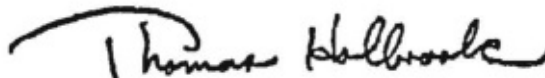
**CAHOKIA FIRE PROTECTION DISTRICT  
PROPOSITION TO INCREASE GENERAL FUND TAX RATE**

Shall the maximum allowable tax rate for the Cahokia Fire Protection District be increased from 0.30% to 0.40% of the value of all taxable property within the District as equalized or assessed by the Department of Revenue?

|     |     |
|-----|-----|
| YES | 836 |
| NO  | 558 |

I, Thomas Holbrook, St. Clair County Clerk, do hereby certify that the above is a correct copy of the Canvass of votes cast at the General Primary held in St. Clair County on Tuesday, March 18, 2014. This canvass was made by the County Canvassing Board of St. Clair County and is now on file in my office.

Dated: Tuesday, April 8, 2014



Thomas Holbrook, St. Clair County Clerk

General Primary  
March 18, 2014  
Official Nonpartisan Canvass  
St. Clair County, Illinois



Dated: Tuesday, April 8, 2014

Issued by:

A handwritten signature in black ink that reads "Thomas Holbrook". The signature is written in a cursive style with a large, sweeping initial "T".

Thomas Holbrook  
St. Clair County Clerk

**General Primary  
March 18, 2014**  
Thomas Holbrook  
St. Clair County Clerk

**Summary of Votes by Precinct**

|               | REGISTERED VOTERS | BALLOTS CAST | TURNOUT |
|---------------|-------------------|--------------|---------|
| Belleville 1  | 566               | 73           | 12.90%  |
| Belleville 2  | 1,103             | 91           | 8.25%   |
| Belleville 3  | 822               | 121          | 14.72%  |
| Belleville 4  | 730               | 112          | 15.34%  |
| Belleville 5  | 798               | 118          | 14.79%  |
| Belleville 6  | 734               | 85           | 11.58%  |
| Belleville 7  | 753               | 107          | 14.21%  |
| Belleville 8  | 596               | 96           | 16.11%  |
| Belleville 9  | 566               | 86           | 15.19%  |
| Belleville 10 | 586               | 55           | 9.39%   |
| Belleville 11 | 576               | 84           | 14.58%  |
| Belleville 12 | 745               | 84           | 11.28%  |
| Belleville 13 | 914               | 108          | 11.82%  |
| Belleville 14 | 881               | 119          | 13.51%  |
| Belleville 15 | 639               | 76           | 11.89%  |
| Belleville 16 | 782               | 104          | 13.30%  |
| Belleville 17 | 646               | 93           | 14.40%  |
| Belleville 18 | 616               | 78           | 12.66%  |
| Belleville 19 | 689               | 73           | 10.60%  |
| Belleville 20 | 754               | 89           | 11.80%  |
| Belleville 21 | 708               | 93           | 13.14%  |
| Belleville 22 | 1,185             | 176          | 14.85%  |
| Belleville 23 | 783               | 125          | 15.96%  |
| Belleville 24 | 899               | 152          | 16.91%  |
| Belleville 25 | 692               | 99           | 14.31%  |
| Belleville 26 | 1,263             | 91           | 7.21%   |
| Belleville 27 | 594               | 107          | 18.01%  |
| Belleville 28 | 668               | 139          | 20.81%  |
| Belleville 29 | 612               | 90           | 14.71%  |
| Belleville 30 | 523               | 51           | 9.75%   |
| Belleville 31 | 873               | 127          | 14.55%  |
| Belleville 32 | 790               | 136          | 17.22%  |
| Belleville 33 | 718               | 155          | 21.59%  |
| Belleville 34 | 319               | 38           | 11.91%  |
| Belleville 35 | 1,067             | 222          | 20.81%  |

**General Primary  
March 18, 2014**  
Thomas Holbrook  
St. Clair County Clerk

**Summary of Votes by Precinct**

|                            | REGISTERED VOTERS | BALLOTS CAST | TURNOUT       |
|----------------------------|-------------------|--------------|---------------|
| <b>BELLEVILLE TOWNSHIP</b> | <b>26,190</b>     | <b>3,653</b> | <b>13.95%</b> |
| <b>TOTALS</b>              |                   |              |               |
| Mascoutah 1                | 1,077             | 155          | 14.39%        |
| Mascoutah 2                | 1,391             | 204          | 14.67%        |
| Mascoutah 3                | 1,501             | 210          | 13.99%        |
| Mascoutah 4                | 1,183             | 166          | 14.03%        |
| <b>MASCOUTAH TOWNSHIP</b>  | <b>5,152</b>      | <b>735</b>   | <b>14.27%</b> |
| <b>TOTALS</b>              |                   |              |               |
| Lebanon 1                  | 1,399             | 248          | 17.73%        |
| Lebanon 2                  | 677               | 103          | 15.21%        |
| Lebanon 3                  | 534               | 63           | 11.80%        |
| <b>LEBANON TOWNSHIP</b>    | <b>2,610</b>      | <b>414</b>   | <b>15.86%</b> |
| <b>TOTALS</b>              |                   |              |               |
| Shiloh Valley 1            | 1,433             | 196          | 13.68%        |
| Shiloh Valley 2            | 820               | 32           | 3.90%         |
| Shiloh Valley 3            | 561               | 52           | 9.27%         |
| Shiloh Valley 4            | 592               | 76           | 12.84%        |
| Shiloh Valley 5            | 1,481             | 189          | 12.76%        |
| <b>SHILOH VALLEY</b>       | <b>4,887</b>      | <b>545</b>   | <b>11.15%</b> |
| <b>TOWNSHIP TOTALS</b>     |                   |              |               |
| O Fallon 1                 | 969               | 125          | 12.90%        |
| O Fallon 2                 | 959               | 105          | 10.95%        |
| O Fallon 3                 | 640               | 84           | 13.12%        |
| O Fallon 4                 | 509               | 126          | 24.75%        |
| O Fallon 5                 | 1,020             | 136          | 13.33%        |
| O Fallon 6                 | 792               | 131          | 16.54%        |
| O Fallon 7                 | 1,053             | 236          | 22.41%        |
| O Fallon 8                 | 1,378             | 252          | 18.29%        |
| O Fallon 9                 | 929               | 140          | 15.07%        |
| O Fallon 10                | 957               | 91           | 9.51%         |
| O Fallon 11                | 950               | 174          | 18.32%        |
| O Fallon 12                | 1,140             | 167          | 14.65%        |
| O Fallon 13                | 1,108             | 117          | 10.56%        |
| O Fallon 14                | 805               | 123          | 15.28%        |
| O Fallon 15                | 1,081             | 174          | 16.10%        |
| O Fallon 16                | 1,013             | 150          | 14.81%        |

**General Primary**  
**March 18, 2014**  
 Thomas Holbrook  
 St. Clair County Clerk

**Summary of Votes by Precinct**

|                                     | REGISTERED VOTERS | BALLOTS CAST | TURNOUT       |
|-------------------------------------|-------------------|--------------|---------------|
| O Fallon 17                         | 753               | 109          | 14.48%        |
| O Fallon 18                         | 579               | 83           | 14.34%        |
| <b>O'FALLON TOWNSHIP<br/>TOTALS</b> | <b>16,635</b>     | <b>2,523</b> | <b>15.17%</b> |
| St Clair 1                          | 548               | 46           | 8.39%         |
| St Clair 2                          | 690               | 91           | 13.19%        |
| St Clair 3                          | 641               | 90           | 14.04%        |
| St Clair 4                          | 356               | 54           | 15.17%        |
| St Clair 5                          | 614               | 99           | 16.12%        |
| St Clair 6                          | 671               | 106          | 15.80%        |
| St Clair 7                          | 469               | 76           | 16.20%        |
| St Clair 8                          | 1,026             | 185          | 18.03%        |
| St Clair 9                          | 897               | 136          | 15.16%        |
| St Clair 10                         | 441               | 71           | 16.10%        |
| St Clair 11                         | 516               | 66           | 12.79%        |
| St Clair 12                         | 1,030             | 100          | 9.71%         |
| St Clair 13                         | 741               | 149          | 20.11%        |
| St Clair 14                         | 662               | 50           | 7.55%         |
| St Clair 15                         | 1,114             | 159          | 14.27%        |
| St Clair 16                         | 962               | 80           | 8.32%         |
| St Clair 17                         | 405               | 37           | 9.14%         |
| St Clair 18                         | 595               | 70           | 11.76%        |
| St Clair 19                         | 548               | 96           | 17.52%        |
| St Clair 20                         | 729               | 120          | 16.46%        |
| St Clair 21                         | 613               | 130          | 21.21%        |
| St Clair 22                         | 486               | 45           | 9.26%         |
| St Clair 23                         | 1,027             | 124          | 12.07%        |
| St Clair 24                         | 643               | 107          | 16.64%        |
| St Clair 25                         | 1,063             | 117          | 11.01%        |
| St Clair 26                         | 796               | 82           | 10.30%        |
| St Clair 27                         | 805               | 104          | 12.92%        |
| St Clair 28                         | 875               | 191          | 21.83%        |
| St Clair 29                         | 788               | 72           | 9.14%         |
| St Clair 30                         | 675               | 155          | 22.96%        |
| St Clair 31                         | 754               | 100          | 13.26%        |



**General Primary  
March 18, 2014**  
Thomas Holbrook  
St. Clair County Clerk

**Summary of Votes by Precinct**

|                                       | REGISTERED VOTERS | BALLOTS CAST | TURNOUT       |
|---------------------------------------|-------------------|--------------|---------------|
| St Clair 32                           | 530               | 78           | 14.72%        |
| St Clair 33                           | 750               | 54           | 7.20%         |
| <b>ST. CLAIR TOWNSHIP<br/>TOTALS</b>  | <b>23,460</b>     | <b>3,240</b> | <b>13.81%</b> |
| Caseyville 1                          | 951               | 123          | 12.93%        |
| Caseyville 2                          | 1,063             | 137          | 12.89%        |
| Caseyville 3                          | 656               | 224          | 34.15%        |
| Caseyville 4                          | 732               | 309          | 42.21%        |
| Caseyville 5                          | 1,518             | 188          | 12.38%        |
| Caseyville 6                          | 552               | 73           | 13.22%        |
| Caseyville 7                          | 643               | 118          | 18.35%        |
| Caseyville 8                          | 828               | 388          | 46.86%        |
| Caseyville 9                          | 1,019             | 267          | 26.20%        |
| Caseyville 10                         | 536               | 62           | 11.57%        |
| Caseyville 11                         | 639               | 148          | 23.16%        |
| Caseyville 12                         | 1,549             | 182          | 11.75%        |
| Caseyville 13                         | 796               | 166          | 20.85%        |
| Caseyville 14                         | 603               | 233          | 38.64%        |
| Caseyville 15                         | 464               | 159          | 34.27%        |
| Caseyville 16                         | 393               | 53           | 13.49%        |
| Caseyville 17                         | 308               | 44           | 14.29%        |
| Caseyville 18                         | 450               | 74           | 16.44%        |
| Caseyville 19                         | 522               | 256          | 49.04%        |
| Caseyville 20                         | 487               | 173          | 35.52%        |
| Caseyville 21                         | 732               | 102          | 13.93%        |
| Caseyville 22                         | 490               | 68           | 13.88%        |
| Caseyville 23                         | 908               | 98           | 10.79%        |
| Caseyville 24                         | 692               | 90           | 13.01%        |
| Caseyville 25                         | 845               | 66           | 7.81%         |
| Caseyville 26                         | 1,425             | 146          | 10.25%        |
| Caseyville 27                         | 1,198             | 136          | 11.35%        |
| <b>CASEYVILLE TOWNSHIP<br/>TOTALS</b> | <b>20,999</b>     | <b>4,083</b> | <b>19.44%</b> |
| Stookey 1                             | 1,555             | 268          | 17.23%        |
| Stookey 2                             | 801               | 156          | 19.48%        |
| Stookey 3                             | 464               | 62           | 13.36%        |

**General Primary  
March 18, 2014**  
Thomas Holbrook  
St. Clair County Clerk

**Summary of Votes by Precinct**

|                                    | REGISTERED VOTERS | BALLOTS CAST | TURNOUT       |
|------------------------------------|-------------------|--------------|---------------|
| Stookey 4                          | 617               | 123          | 19.94%        |
| Stookey 5                          | 341               | 40           | 11.73%        |
| Stookey 6                          | 929               | 130          | 13.99%        |
| Stookey 7                          | 620               | 108          | 17.42%        |
| Stookey 8                          | 428               | 49           | 11.45%        |
| Stookey 9                          | 832               | 139          | 16.71%        |
| Stookey 10                         | 701               | 141          | 20.11%        |
| <b>STOOKEY TOWNSHIP<br/>TOTALS</b> | <b>7,288</b>      | <b>1,216</b> | <b>16.68%</b> |
| Centreville 1                      | 621               | 43           | 6.92%         |
| Centreville 2                      | 492               | 196          | 39.84%        |
| Centreville 3                      | 459               | 48           | 10.46%        |
| Centreville 4                      | 762               | 131          | 17.19%        |
| Centreville 5                      | 323               | 43           | 13.31%        |
| Centreville 6                      | 468               | 137          | 29.27%        |
| Centreville 7                      | 252               | 101          | 40.08%        |
| Centreville 8                      | 455               | 63           | 13.85%        |
| Centreville 9                      | 631               | 68           | 10.78%        |
| Centreville 10                     | 407               | 33           | 8.11%         |
| Centreville 11                     | 269               | 36           | 13.38%        |
| Centreville 12                     | 1,033             | 80           | 7.74%         |
| Centreville 13                     | 867               | 145          | 16.72%        |
| Centreville 14                     | 668               | 37           | 5.54%         |
| Centreville 15                     | 645               | 124          | 19.22%        |
| Centreville 16                     | 553               | 28           | 5.06%         |
| Centreville 17                     | 335               | 30           | 8.96%         |
| Centreville 18                     | 716               | 65           | 9.08%         |
| Centreville 19                     | 597               | 93           | 15.58%        |
| Centreville 20                     | 762               | 73           | 9.58%         |
| Centreville 21                     | 424               | 18           | 4.25%         |
| Centreville 22                     | 453               | 27           | 5.96%         |
| Centreville 23                     | 616               | 211          | 34.25%        |
| Centreville 24                     | 826               | 79           | 9.56%         |
| Centreville 25                     | 961               | 222          | 23.10%        |
| Centreville 26                     | 651               | 232          | 35.64%        |

**General Primary  
March 18, 2014**  
Thomas Holbrook  
St. Clair County Clerk

**Summary of Votes by Precinct**

|   | REGISTERED VOTERS | BALLOTS CAST | TURNOUT       |
|---|-------------------|--------------|---------------|
| Centreville 27                          | 533               | 276          | 51.78%        |
| <b>CENTREVILLE<br/>TOWNSHIP TOTALS</b>  | <b>15,779</b>     | <b>2,639</b> | <b>16.72%</b> |
| Canteen 1                               | 607               | 300          | 49.42%        |
| Canteen 2                               | 618               | 186          | 30.10%        |
| Canteen 3                               | 171               | 66           | 38.60%        |
| Canteen 4                               | 234               | 101          | 43.16%        |
| Canteen 5                               | 343               | 203          | 59.18%        |
| Canteen 6                               | 294               | 110          | 37.41%        |
| Canteen 7                               | 445               | 98           | 22.02%        |
| Canteen 8                               | 263               | 38           | 14.45%        |
| Canteen 9                               | 452               | 96           | 21.24%        |
| Canteen 10                              | 376               | 111          | 29.52%        |
| Canteen 11                              | 146               | 38           | 26.03%        |
| Canteen 12                              | 416               | 139          | 33.41%        |
| Canteen 13                              | 496               | 121          | 24.40%        |
| Canteen 14                              | 184               | 25           | 13.59%        |
| <b>CANTEEN TOWNSHIP<br/>TOTALS</b>      | <b>5,045</b>      | <b>1,632</b> | <b>32.35%</b> |
| Sugar Loaf 1                            | 1,181             | 169          | 14.31%        |
| Sugar Loaf 2                            | 675               | 65           | 9.63%         |
| Sugar Loaf 3                            | 554               | 77           | 13.90%        |
| Sugar Loaf 4                            | 763               | 81           | 10.62%        |
| Sugar Loaf 5                            | 822               | 95           | 11.56%        |
| Sugar Loaf 6                            | 757               | 67           | 8.85%         |
| <b>SUGAR LOAF TOWNSHIP<br/>TOTALS</b>   | <b>4,752</b>      | <b>554</b>   | <b>11.66%</b> |
| Stites 1                                | 499               | 84           | 16.83%        |
| <b>STITES TOWNSHIP<br/>TOTALS</b>       | <b>499</b>        | <b>84</b>    | <b>16.83%</b> |
| Engelmann 1                             | 546               | 122          | 22.34%        |
| <b>ENGELMANN TOWNSHIP<br/>TOTALS</b>    | <b>546</b>        | <b>122</b>   | <b>22.34%</b> |
| Fayetteville 1                          | 450               | 87           | 19.33%        |
| Fayetteville 2                          | 709               | 132          | 18.62%        |
| <b>FAYETTEVILLE<br/>TOWNSHIP TOTALS</b> | <b>1,159</b>      | <b>219</b>   | <b>18.90%</b> |

General Primary  
 March 18, 2014  
 Thomas Holbrook  
 St. Clair County Clerk

Summary of Votes by Precinct

|  | REGISTERED VOTERS | BALLOTS CAST  | TURNOUT       |
|--|-------------------|---------------|---------------|
| Marissa 1                              | 495               | 70            | 14.14%        |
| Marissa 2                              | 551               | 88            | 15.97%        |
| Marissa 3                              | 572               | 101           | 17.66%        |
| <b>MARISSA TOWNSHIP TOTALS</b>         | <b>1,618</b>      | <b>259</b>    | <b>16.01%</b> |
| Freeburg 1                             | 1,223             | 188           | 15.37%        |
| Freeburg 2                             | 1,164             | 189           | 16.24%        |
| Freeburg 3                             | 1,120             | 209           | 18.66%        |
| <b>FREEBURG TOWNSHIP TOTALS</b>        | <b>3,507</b>      | <b>586</b>    | <b>16.71%</b> |
| New Athens 1                           | 871               | 89            | 10.22%        |
| New Athens 2                           | 862               | 159           | 18.45%        |
| <b>NEW ATHENS TOWNSHIP TOTALS</b>      | <b>1,733</b>      | <b>248</b>    | <b>14.31%</b> |
| Lenzburg 1                             | 672               | 113           | 16.82%        |
| <b>LENZBURG TOWNSHIP TOTALS</b>        | <b>672</b>        | <b>113</b>    | <b>16.82%</b> |
| Prairie Du Long 1                      | 799               | 155           | 19.40%        |
| Prairie Du Long 2                      | 962               | 205           | 21.31%        |
| <b>PRAIRIE DU LONG TOWNSHIP TOTALS</b> | <b>1,761</b>      | <b>360</b>    | <b>20.44%</b> |
| Smithton 1                             | 1,274             | 233           | 18.29%        |
| Smithton 2                             | 791               | 137           | 17.32%        |
| Smithton 3                             | 1,044             | 180           | 17.24%        |
| <b>SMITHTON TOWNSHIP TOTALS</b>        | <b>3,109</b>      | <b>550</b>    | <b>17.69%</b> |
| Millstadt 1                            | 1,047             | 162           | 15.47%        |
| Millstadt 2                            | 1,404             | 223           | 15.88%        |
| Millstadt 3                            | 559               | 88            | 15.74%        |
| Millstadt 4                            | 848               | 137           | 16.16%        |
| Millstadt 5                            | 925               | 159           | 17.19%        |
| <b>MILLSTADT TOWNSHIP TOTALS</b>       | <b>4,783</b>      | <b>769</b>    | <b>16.08%</b> |
| <b>ST. CLAIR TOTALS</b>                | <b>152,184</b>    | <b>24,544</b> | <b>16.13%</b> |
| Precinct 01                            | 1,382             | 0             | 0.00%         |
| Precinct 02                            | 828               | 0             | 0.00%         |
| Precinct 03                            | 704               | 0             | 0.00%         |

**General Primary**  
**March 18, 2014**  
 Thomas Holbrook  
 St. Clair County Clerk

**Summary of Votes by Precinct**

|                             | REGISTERED VOTERS | BALLOTS CAST  | TURNOUT       |
|-----------------------------|-------------------|---------------|---------------|
| Precinct 04                 | 893               | 0             | 0.00%         |
| Precinct 05                 | 737               | 0             | 0.00%         |
| Precinct 06                 | 559               | 0             | 0.00%         |
| Precinct 07                 | 496               | 0             | 0.00%         |
| Precinct 08                 | 505               | 0             | 0.00%         |
| Precinct 09                 | 668               | 0             | 0.00%         |
| Precinct 10                 | 625               | 1             | 0.16%         |
| Precinct 11                 | 728               | 0             | 0.00%         |
| Precinct 12                 | 1,029             | 0             | 0.00%         |
| Precinct 13                 | 1,143             | 0             | 0.00%         |
| Precinct 14                 | 796               | 0             | 0.00%         |
| Precinct 15                 | 803               | 0             | 0.00%         |
| Precinct 16                 | 765               | 0             | 0.00%         |
| Precinct 17                 | 934               | 0             | 0.00%         |
| Precinct 18                 | 467               | 0             | 0.00%         |
| Precinct 19                 | 737               | 0             | 0.00%         |
| Precinct 20                 | 797               | 1             | 0.13%         |
| Precinct 21                 | 824               | 0             | 0.00%         |
| Precinct 22                 | 427               | 0             | 0.00%         |
| Precinct 23                 | 885               | 0             | 0.00%         |
| Precinct 24                 | 416               | 0             | 0.00%         |
| Precinct 25                 | 830               | 0             | 0.00%         |
| <b>CITY OF E. ST. LOUIS</b> | <b>18,978</b>     | <b>2</b>      | <b>0.01%</b>  |
| <b>TOTALS</b>               |                   |               |               |
| <b>TOTALS</b>               | <b>171,162</b>    | <b>24,546</b> | <b>14.34%</b> |

General Primary  
March 18, 2014  
Official Nonpartisan Canvass  
St. Clair County, Illinois



St. Clair County

Dated: Tuesday, April 8, 2014

Issued by:

A handwritten signature in black ink that reads "Thomas Holbrook". The signature is written in a cursive style with a large, sweeping initial "T".

Thomas Holbrook  
St. Clair County Clerk

**General Primary**  
**March 18, 2014**  
 Thomas Holbrook  
 St. Clair County Clerk

**St. Clair County**  
 Proposition for Public Safety Occupation Taxes

|               | REGISTERED VOTERS | BALLOTS CAST | TURNOUT | YES | NO  |
|---------------|-------------------|--------------|---------|-----|-----|
| Belleville 1  | 566               | 73           | 12.90%  | 25  | 46  |
| Belleville 2  | 1,103             | 91           | 8.25%   | 31  | 56  |
| Belleville 3  | 822               | 121          | 14.72%  | 33  | 84  |
| Belleville 4  | 730               | 112          | 15.34%  | 41  | 71  |
| Belleville 5  | 798               | 118          | 14.79%  | 33  | 83  |
| Belleville 6  | 734               | 85           | 11.58%  | 31  | 54  |
| Belleville 7  | 753               | 107          | 14.21%  | 33  | 71  |
| Belleville 8  | 596               | 96           | 16.11%  | 24  | 70  |
| Belleville 9  | 566               | 86           | 15.19%  | 30  | 53  |
| Belleville 10 | 586               | 55           | 9.39%   | 24  | 29  |
| Belleville 11 | 576               | 84           | 14.58%  | 20  | 62  |
| Belleville 12 | 745               | 84           | 11.28%  | 30  | 52  |
| Belleville 13 | 914               | 108          | 11.82%  | 22  | 82  |
| Belleville 14 | 881               | 119          | 13.51%  | 41  | 75  |
| Belleville 15 | 639               | 76           | 11.89%  | 32  | 42  |
| Belleville 16 | 782               | 104          | 13.30%  | 40  | 62  |
| Belleville 17 | 646               | 93           | 14.40%  | 32  | 60  |
| Belleville 18 | 616               | 78           | 12.66%  | 25  | 52  |
| Belleville 19 | 689               | 73           | 10.60%  | 17  | 55  |
| Belleville 20 | 754               | 89           | 11.80%  | 21  | 64  |
| Belleville 21 | 708               | 93           | 13.14%  | 37  | 53  |
| Belleville 22 | 1,185             | 176          | 14.85%  | 47  | 121 |
| Belleville 23 | 783               | 125          | 15.96%  | 52  | 68  |
| Belleville 24 | 899               | 152          | 16.91%  | 45  | 106 |
| Belleville 25 | 692               | 99           | 14.31%  | 28  | 69  |
| Belleville 26 | 1,263             | 91           | 7.21%   | 27  | 63  |
| Belleville 27 | 594               | 107          | 18.01%  | 30  | 74  |
| Belleville 28 | 668               | 139          | 20.81%  | 50  | 86  |
| Belleville 29 | 612               | 90           | 14.71%  | 31  | 55  |
| Belleville 30 | 523               | 51           | 9.75%   | 26  | 20  |
| Belleville 31 | 873               | 127          | 14.55%  | 34  | 90  |
| Belleville 32 | 790               | 136          | 17.22%  | 41  | 92  |
| Belleville 33 | 718               | 155          | 21.59%  | 36  | 113 |
| Belleville 34 | 319               | 38           | 11.91%  | 17  | 20  |
| Belleville 35 | 1,067             | 222          | 20.81%  | 58  | 159 |

**General Primary**  
**March 18, 2014**  
 Thomas Holbrook  
 St. Clair County Clerk

**St. Clair County**  
 Proposition for Public Safety Occupation Taxes

|                                      | REGISTERED VOTERS | BALLOTS CAST | TURNOUT       | YES          | NO           |
|--------------------------------------|-------------------|--------------|---------------|--------------|--------------|
| <b>BELLEVILLE TOWNSHIP TOTALS</b>    | <b>26,190</b>     | <b>3,653</b> | <b>13.95%</b> | <b>1,144</b> | <b>2,412</b> |
| Mascoutah 1                          | 1,077             | 155          | 14.39%        | 36           | 116          |
| Mascoutah 2                          | 1,391             | 204          | 14.67%        | 44           | 159          |
| Mascoutah 3                          | 1,501             | 210          | 13.99%        | 51           | 159          |
| Mascoutah 4                          | 1,183             | 166          | 14.03%        | 39           | 119          |
| <b>MASCOUTAH TOWNSHIP TOTALS</b>     | <b>5,152</b>      | <b>735</b>   | <b>14.27%</b> | <b>170</b>   | <b>553</b>   |
| Lebanon 1                            | 1,399             | 248          | 17.73%        | 64           | 176          |
| Lebanon 2                            | 677               | 103          | 15.21%        | 35           | 65           |
| Lebanon 3                            | 534               | 63           | 11.80%        | 3            | 59           |
| <b>LEBANON TOWNSHIP TOTALS</b>       | <b>2,610</b>      | <b>414</b>   | <b>15.86%</b> | <b>102</b>   | <b>300</b>   |
| Shiloh Valley 1                      | 1,433             | 196          | 13.68%        | 44           | 145          |
| Shiloh Valley 2                      | 820               | 32           | 3.90%         | 4            | 27           |
| Shiloh Valley 3                      | 561               | 52           | 9.27%         | 12           | 37           |
| Shiloh Valley 4                      | 592               | 76           | 12.84%        | 16           | 60           |
| Shiloh Valley 5                      | 1,481             | 189          | 12.76%        | 40           | 146          |
| <b>SHILOH VALLEY TOWNSHIP TOTALS</b> | <b>4,887</b>      | <b>545</b>   | <b>11.15%</b> | <b>116</b>   | <b>415</b>   |
| O Fallon 1                           | 969               | 125          | 12.90%        | 23           | 101          |
| O Fallon 2                           | 959               | 105          | 10.95%        | 27           | 78           |
| O Fallon 3                           | 640               | 84           | 13.12%        | 16           | 67           |
| O Fallon 4                           | 509               | 126          | 24.75%        | 36           | 89           |
| O Fallon 5                           | 1,020             | 136          | 13.33%        | 26           | 104          |
| O Fallon 6                           | 792               | 131          | 16.54%        | 24           | 107          |
| O Fallon 7                           | 1,053             | 236          | 22.41%        | 49           | 181          |
| O Fallon 8                           | 1,378             | 252          | 18.29%        | 55           | 194          |
| O Fallon 9                           | 929               | 140          | 15.07%        | 21           | 117          |
| O Fallon 10                          | 957               | 91           | 9.51%         | 28           | 61           |
| O Fallon 11                          | 950               | 174          | 18.32%        | 38           | 132          |
| O Fallon 12                          | 1,140             | 167          | 14.65%        | 28           | 139          |
| O Fallon 13                          | 1,108             | 117          | 10.56%        | 30           | 85           |
| O Fallon 14                          | 805               | 123          | 15.28%        | 28           | 95           |
| O Fallon 15                          | 1,081             | 174          | 16.10%        | 30           | 139          |
| O Fallon 16                          | 1,013             | 150          | 14.81%        | 27           | 119          |



**General Primary**  
**March 18, 2014**  
 Thomas Holbrook  
 St. Clair County Clerk

**St. Clair County**  
 Proposition for Public Safety Occupation Taxes

|                                 | REGISTERED VOTERS | BALLOTS CAST | TURNOUT       | YES        | NO           |
|---------------------------------|-------------------|--------------|---------------|------------|--------------|
| O Fallon 17                     | 753               | 109          | 14.48%        | 31         | 74           |
| O Fallon 18                     | 579               | 83           | 14.34%        | 21         | 60           |
| <b>O'FALLON TOWNSHIP TOTALS</b> | <b>16,635</b>     | <b>2,523</b> | <b>15.17%</b> | <b>538</b> | <b>1,942</b> |
| St Clair 1                      | 548               | 46           | 8.39%         | 14         | 32           |
| St Clair 2                      | 690               | 91           | 13.19%        | 24         | 67           |
| St Clair 3                      | 641               | 90           | 14.04%        | 29         | 59           |
| St Clair 4                      | 356               | 54           | 15.17%        | 15         | 39           |
| St Clair 5                      | 614               | 99           | 16.12%        | 26         | 71           |
| St Clair 6                      | 671               | 106          | 15.80%        | 32         | 73           |
| St Clair 7                      | 469               | 76           | 16.20%        | 24         | 48           |
| St Clair 8                      | 1,026             | 185          | 18.03%        | 56         | 129          |
| St Clair 9                      | 897               | 136          | 15.16%        | 33         | 101          |
| St Clair 10                     | 441               | 71           | 16.10%        | 16         | 53           |
| St Clair 11                     | 516               | 66           | 12.79%        | 10         | 55           |
| St Clair 12                     | 1,030             | 100          | 9.71%         | 32         | 66           |
| St Clair 13                     | 741               | 149          | 20.11%        | 43         | 105          |
| St Clair 14                     | 662               | 50           | 7.55%         | 14         | 34           |
| St Clair 15                     | 1,114             | 159          | 14.27%        | 45         | 111          |
| St Clair 16                     | 962               | 80           | 8.32%         | 26         | 52           |
| St Clair 17                     | 405               | 37           | 9.14%         | 18         | 18           |
| St Clair 18                     | 595               | 70           | 11.76%        | 17         | 53           |
| St Clair 19                     | 548               | 96           | 17.52%        | 29         | 66           |
| St Clair 20                     | 729               | 120          | 16.46%        | 35         | 84           |
| St Clair 21                     | 613               | 130          | 21.21%        | 26         | 99           |
| St Clair 22                     | 486               | 45           | 9.26%         | 9          | 34           |
| St Clair 23                     | 1,027             | 124          | 12.07%        | 37         | 86           |
| St Clair 24                     | 643               | 107          | 16.64%        | 28         | 77           |
| St Clair 25                     | 1,063             | 117          | 11.01%        | 27         | 89           |
| St Clair 26                     | 796               | 82           | 10.30%        | 22         | 56           |
| St Clair 27                     | 805               | 104          | 12.92%        | 23         | 78           |
| St Clair 28                     | 875               | 191          | 21.83%        | 58         | 130          |
| St Clair 29                     | 788               | 72           | 9.14%         | 20         | 49           |
| St Clair 30                     | 675               | 155          | 22.96%        | 31         | 123          |
| St Clair 31                     | 754               | 100          | 13.26%        | 30         | 66           |

**General Primary**  
**March 18, 2014**  
 Thomas Holbrook  
 St. Clair County Clerk

**St. Clair County**  
 Proposition for Public Safety Occupation Taxes

|                                   | REGISTERED VOTERS | BALLOTS CAST | TURNOUT       | YES          | NO           |
|-----------------------------------|-------------------|--------------|---------------|--------------|--------------|
| St Clair 32                       | 530               | 78           | 14.72%        | 21           | 52           |
| St Clair 33                       | 750               | 54           | 7.20%         | 21           | 33           |
| <b>ST. CLAIR TOWNSHIP TOTALS</b>  | <b>23,460</b>     | <b>3,240</b> | <b>13.81%</b> | <b>891</b>   | <b>2,288</b> |
| Caseyville 1                      | 951               | 123          | 12.93%        | 42           | 77           |
| Caseyville 2                      | 1,063             | 137          | 12.89%        | 30           | 105          |
| Caseyville 3                      | 656               | 224          | 34.15%        | 83           | 129          |
| Caseyville 4                      | 732               | 309          | 42.21%        | 95           | 201          |
| Caseyville 5                      | 1,518             | 188          | 12.38%        | 44           | 139          |
| Caseyville 6                      | 552               | 73           | 13.22%        | 13           | 57           |
| Caseyville 7                      | 643               | 118          | 18.35%        | 42           | 75           |
| Caseyville 8                      | 828               | 388          | 46.86%        | 139          | 237          |
| Caseyville 9                      | 1,019             | 267          | 26.20%        | 95           | 162          |
| Caseyville 10                     | 536               | 62           | 11.57%        | 18           | 44           |
| Caseyville 11                     | 639               | 148          | 23.16%        | 40           | 103          |
| Caseyville 12                     | 1,549             | 182          | 11.75%        | 41           | 137          |
| Caseyville 13                     | 796               | 166          | 20.85%        | 63           | 101          |
| Caseyville 14                     | 603               | 233          | 38.64%        | 79           | 144          |
| Caseyville 15                     | 464               | 159          | 34.27%        | 62           | 89           |
| Caseyville 16                     | 393               | 53           | 13.49%        | 22           | 29           |
| Caseyville 17                     | 308               | 44           | 14.29%        | 12           | 31           |
| Caseyville 18                     | 450               | 74           | 16.44%        | 22           | 49           |
| Caseyville 19                     | 522               | 256          | 49.04%        | 97           | 145          |
| Caseyville 20                     | 487               | 173          | 35.52%        | 63           | 105          |
| Caseyville 21                     | 732               | 102          | 13.93%        | 14           | 87           |
| Caseyville 22                     | 490               | 68           | 13.88%        | 18           | 49           |
| Caseyville 23                     | 908               | 98           | 10.79%        | 26           | 71           |
| Caseyville 24                     | 692               | 90           | 13.01%        | 24           | 65           |
| Caseyville 25                     | 845               | 66           | 7.81%         | 25           | 37           |
| Caseyville 26                     | 1,425             | 146          | 10.25%        | 47           | 89           |
| Caseyville 27                     | 1,198             | 136          | 11.35%        | 34           | 101          |
| <b>CASEYVILLE TOWNSHIP TOTALS</b> | <b>20,999</b>     | <b>4,083</b> | <b>19.44%</b> | <b>1,290</b> | <b>2,658</b> |
| Stookey 1                         | 1,555             | 268          | 17.23%        | 77           | 188          |
| Stookey 2                         | 801               | 156          | 19.48%        | 51           | 96           |
| Stookey 3                         | 464               | 62           | 13.36%        | 22           | 40           |

**General Primary**  
**March 18, 2014**  
 Thomas Holbrook  
 St. Clair County Clerk

**St. Clair County**  
 Proposition for Public Safety Occupation Taxes

|                                | REGISTERED VOTERS | BALLOTS CAST | TURNOUT       | YES        | NO         |
|--------------------------------|-------------------|--------------|---------------|------------|------------|
| Stookey 4                      | 617               | 123          | 19.94%        | 49         | 68         |
| Stookey 5                      | 341               | 40           | 11.73%        | 19         | 21         |
| Stookey 6                      | 929               | 130          | 13.99%        | 48         | 77         |
| Stookey 7                      | 620               | 108          | 17.42%        | 37         | 71         |
| Stookey 8                      | 428               | 49           | 11.45%        | 19         | 28         |
| Stookey 9                      | 832               | 139          | 16.71%        | 69         | 67         |
| Stookey 10                     | 701               | 141          | 20.11%        | 37         | 101        |
| <b>STOOKEY TOWNSHIP TOTALS</b> | <b>7,288</b>      | <b>1,216</b> | <b>16.68%</b> | <b>428</b> | <b>757</b> |
| Centreville 1                  | 621               | 43           | 6.92%         | 16         | 22         |
| Centreville 2                  | 492               | 196          | 39.84%        | 75         | 109        |
| Centreville 3                  | 459               | 48           | 10.46%        | 23         | 22         |
| Centreville 4                  | 762               | 131          | 17.19%        | 61         | 66         |
| Centreville 5                  | 323               | 43           | 13.31%        | 21         | 19         |
| Centreville 6                  | 468               | 137          | 29.27%        | 28         | 73         |
| Centreville 7                  | 252               | 101          | 40.08%        | 39         | 51         |
| Centreville 8                  | 455               | 63           | 13.85%        | 26         | 34         |
| Centreville 9                  | 631               | 68           | 10.78%        | 39         | 28         |
| Centreville 10                 | 407               | 33           | 8.11%         | 10         | 21         |
| Centreville 11                 | 269               | 36           | 13.38%        | 13         | 19         |
| Centreville 12                 | 1,033             | 80           | 7.74%         | 36         | 31         |
| Centreville 13                 | 867               | 145          | 16.72%        | 58         | 82         |
| Centreville 14                 | 668               | 37           | 5.54%         | 9          | 22         |
| Centreville 15                 | 645               | 124          | 19.22%        | 54         | 60         |
| Centreville 16                 | 553               | 28           | 5.06%         | 16         | 12         |
| Centreville 17                 | 335               | 30           | 8.96%         | 7          | 20         |
| Centreville 18                 | 716               | 65           | 9.08%         | 24         | 37         |
| Centreville 19                 | 597               | 93           | 15.58%        | 48         | 42         |
| Centreville 20                 | 762               | 73           | 9.58%         | 23         | 49         |
| Centreville 21                 | 424               | 18           | 4.25%         | 4          | 14         |
| Centreville 22                 | 453               | 27           | 5.96%         | 11         | 14         |
| Centreville 23                 | 616               | 211          | 34.25%        | 109        | 94         |
| Centreville 24                 | 826               | 79           | 9.56%         | 29         | 48         |
| Centreville 25                 | 961               | 222          | 23.10%        | 100        | 108        |
| Centreville 26                 | 651               | 232          | 35.64%        | 105        | 91         |

**General Primary**  
**March 18, 2014**  
 Thomas Holbrook  
 St. Clair County Clerk

**St. Clair County**  
 Proposition for Public Safety Occupation Taxes

|                                     | REGISTERED VOTERS | BALLOTS CAST | TURNOUT       | YES          | NO           |
|-------------------------------------|-------------------|--------------|---------------|--------------|--------------|
| Centreville 27                      | 533               | 276          | 51.78%        | 89           | 119          |
| <b>CENTREVILLE TOWNSHIP TOTALS</b>  | <b>15,779</b>     | <b>2,639</b> | <b>16.72%</b> | <b>1,073</b> | <b>1,307</b> |
| Canteen 1                           | 607               | 300          | 49.42%        | 136          | 144          |
| Canteen 2                           | 618               | 186          | 30.10%        | 50           | 125          |
| Canteen 3                           | 171               | 66           | 38.60%        | 34           | 26           |
| Canteen 4                           | 234               | 101          | 43.16%        | 36           | 41           |
| Canteen 5                           | 343               | 203          | 59.18%        | 39           | 73           |
| Canteen 6                           | 294               | 110          | 37.41%        | 34           | 54           |
| Canteen 7                           | 445               | 98           | 22.02%        | 42           | 37           |
| Canteen 8                           | 263               | 38           | 14.45%        | 12           | 16           |
| Canteen 9                           | 452               | 96           | 21.24%        | 27           | 63           |
| Canteen 10                          | 376               | 111          | 29.52%        | 45           | 44           |
| Canteen 11                          | 146               | 38           | 26.03%        | 21           | 8            |
| Canteen 12                          | 416               | 139          | 33.41%        | 44           | 91           |
| Canteen 13                          | 496               | 121          | 24.40%        | 21           | 86           |
| Canteen 14                          | 184               | 25           | 13.59%        | 8            | 12           |
| <b>CANTEEN TOWNSHIP TOTALS</b>      | <b>5,045</b>      | <b>1,632</b> | <b>32.35%</b> | <b>549</b>   | <b>820</b>   |
| Sugar Loaf 1                        | 1,181             | 169          | 14.31%        | 51           | 113          |
| Sugar Loaf 2                        | 675               | 65           | 9.63%         | 27           | 36           |
| Sugar Loaf 3                        | 554               | 77           | 13.90%        | 41           | 35           |
| Sugar Loaf 4                        | 763               | 81           | 10.62%        | 31           | 44           |
| Sugar Loaf 5                        | 822               | 95           | 11.56%        | 29           | 64           |
| Sugar Loaf 6                        | 757               | 67           | 8.85%         | 28           | 39           |
| <b>SUGAR LOAF TOWNSHIP TOTALS</b>   | <b>4,752</b>      | <b>554</b>   | <b>11.66%</b> | <b>207</b>   | <b>331</b>   |
| Stites 1                            | 499               | 84           | 16.83%        | 30           | 44           |
| <b>STITES TOWNSHIP TOTALS</b>       | <b>499</b>        | <b>84</b>    | <b>16.83%</b> | <b>30</b>    | <b>44</b>    |
| Engelmann 1                         | 546               | 122          | 22.34%        | 20           | 101          |
| <b>ENGELMANN TOWNSHIP TOTALS</b>    | <b>546</b>        | <b>122</b>   | <b>22.34%</b> | <b>20</b>    | <b>101</b>   |
| Fayetteville 1                      | 450               | 87           | 19.33%        | 14           | 69           |
| Fayetteville 2                      | 709               | 132          | 18.62%        | 26           | 100          |
| <b>FAYETTEVILLE TOWNSHIP TOTALS</b> | <b>1,159</b>      | <b>219</b>   | <b>18.90%</b> | <b>40</b>    | <b>169</b>   |

General Primary  
 March 18, 2014  
 Thomas Holbrook  
 St. Clair County Clerk

St. Clair County  
 Proposition for Public Safety Occupation Taxes

|  | REGISTERED VOTERS | BALLOTS CAST  | TURNOUT       | YES          | NO            |
|--|-------------------|---------------|---------------|--------------|---------------|
| Marissa 1                              | 495               | 70            | 14.14%        | 18           | 51            |
| Marissa 2                              | 551               | 88            | 15.97%        | 24           | 61            |
| Marissa 3                              | 572               | 101           | 17.66%        | 29           | 68            |
| <b>MARISSA TOWNSHIP TOTALS</b>         | <b>1,618</b>      | <b>259</b>    | <b>16.01%</b> | <b>71</b>    | <b>180</b>    |
| Freeburg 1                             | 1,223             | 188           | 15.37%        | 35           | 151           |
| Freeburg 2                             | 1,164             | 189           | 16.24%        | 42           | 146           |
| Freeburg 3                             | 1,120             | 209           | 18.66%        | 39           | 168           |
| <b>FREEBURG TOWNSHIP TOTALS</b>        | <b>3,507</b>      | <b>586</b>    | <b>16.71%</b> | <b>116</b>   | <b>465</b>    |
| New Athens 1                           | 871               | 89            | 10.22%        | 20           | 65            |
| New Athens 2                           | 862               | 159           | 18.45%        | 31           | 122           |
| <b>NEW ATHENS TOWNSHIP TOTALS</b>      | <b>1,733</b>      | <b>248</b>    | <b>14.31%</b> | <b>51</b>    | <b>187</b>    |
| Lenzburg 1                             | 672               | 113           | 16.82%        | 27           | 85            |
| <b>LENZBURG TOWNSHIP TOTALS</b>        | <b>672</b>        | <b>113</b>    | <b>16.82%</b> | <b>27</b>    | <b>85</b>     |
| Prairie Du Long 1                      | 799               | 155           | 19.40%        | 31           | 116           |
| Prairie Du Long 2                      | 962               | 205           | 21.31%        | 44           | 159           |
| <b>PRAIRIE DU LONG TOWNSHIP TOTALS</b> | <b>1,761</b>      | <b>360</b>    | <b>20.44%</b> | <b>75</b>    | <b>275</b>    |
| Smithton 1                             | 1,274             | 233           | 18.29%        | 73           | 155           |
| Smithton 2                             | 791               | 137           | 17.32%        | 47           | 89            |
| Smithton 3                             | 1,044             | 180           | 17.24%        | 41           | 137           |
| <b>SMITHTON TOWNSHIP TOTALS</b>        | <b>3,109</b>      | <b>550</b>    | <b>17.69%</b> | <b>161</b>   | <b>381</b>    |
| Millstadt 1                            | 1,047             | 162           | 15.47%        | 45           | 113           |
| Millstadt 2                            | 1,404             | 223           | 15.88%        | 54           | 165           |
| Millstadt 3                            | 559               | 88            | 15.74%        | 24           | 63            |
| Millstadt 4                            | 848               | 137           | 16.16%        | 40           | 97            |
| Millstadt 5                            | 925               | 159           | 17.19%        | 50           | 106           |
| <b>MILLSTADT TOWNSHIP TOTALS</b>       | <b>4,783</b>      | <b>769</b>    | <b>16.08%</b> | <b>213</b>   | <b>544</b>    |
| <b>ST. CLAIR TOTALS</b>                | <b>152,184</b>    | <b>24,544</b> | <b>16.13%</b> | <b>7,312</b> | <b>16,214</b> |
| Precinct 01                            | 1,382             | 0             | 0.00%         | 66           | 129           |
| Precinct 02                            | 828               | 0             | 0.00%         | 134          | 87            |
| Precinct 03                            | 704               | 0             | 0.00%         | 54           | 54            |

**General Primary**  
**March 18, 2014**  
 Thomas Holbrook  
 St. Clair County Clerk

**St. Clair County**  
 Proposition for Public Safety Occupation Taxes

|  | REGISTERED VOTERS | BALLOTS CAST  | TURNOUT       | YES          | NO            |
|--|-------------------|---------------|---------------|--------------|---------------|
| Precinct 04                            | 893               | 0             | 0.00%         | 88           | 57            |
| Precinct 05                            | 737               | 0             | 0.00%         | 44           | 63            |
| Precinct 06                            | 559               | 0             | 0.00%         | 57           | 75            |
| Precinct 07                            | 496               | 0             | 0.00%         | 35           | 48            |
| Precinct 08                            | 505               | 0             | 0.00%         | 51           | 39            |
| Precinct 09                            | 668               | 0             | 0.00%         | 33           | 40            |
| Precinct 10                            | 625               | 1             | 0.16%         | 27           | 53            |
| Precinct 11                            | 728               | 0             | 0.00%         | 38           | 69            |
| Precinct 12                            | 1,029             | 0             | 0.00%         | 56           | 114           |
| Precinct 13                            | 1,143             | 0             | 0.00%         | 44           | 117           |
| Precinct 14                            | 796               | 0             | 0.00%         | 44           | 87            |
| Precinct 15                            | 803               | 0             | 0.00%         | 53           | 129           |
| Precinct 16                            | 765               | 0             | 0.00%         | 58           | 126           |
| Precinct 17                            | 934               | 0             | 0.00%         | 44           | 46            |
| Precinct 18                            | 467               | 0             | 0.00%         | 42           | 63            |
| Precinct 19                            | 737               | 0             | 0.00%         | 66           | 88            |
| Precinct 20                            | 797               | 1             | 0.13%         | 34           | 102           |
| Precinct 21                            | 824               | 0             | 0.00%         | 51           | 92            |
| Precinct 22                            | 427               | 0             | 0.00%         | 25           | 92            |
| Precinct 23                            | 885               | 0             | 0.00%         | 39           | 74            |
| Precinct 24                            | 416               | 0             | 0.00%         | 68           | 38            |
| Precinct 25                            | 830               | 0             | 0.00%         | 67           | 153           |
| <b>CITY OF E. ST. LOUIS<br/>TOTALS</b> | <b>18,978</b>     | <b>2</b>      | <b>0.01%</b>  | <b>1,318</b> | <b>2,035</b>  |
| <b>TOTALS</b>                          | <b>171,162</b>    | <b>24,546</b> | <b>14.34%</b> | <b>8,630</b> | <b>18,249</b> |

**CANVASS OF VOTES**  
**in St. Clair County, Illinois at the General Primary on Tuesday, March 18, 2014**


---

STATE OF ILLINOIS  
COUNTY OF ST. CLAIR

**St. Clair County**

I, Thomas Holbrook, St. Clair County Clerk, do hereby certify that the above is a correct copy of the Canvass of votes cast at the General Primary held in St. Clair County on Tuesday, March 18, 2014. This canvass was made by the County Canvassing Board of St. Clair County and is now on file in my office.

Dated: Tuesday, April 8, 2014

A handwritten signature in black ink that reads "Thomas Holbrook". The signature is written in a cursive style with a large, sweeping initial "T".

---

Thomas Holbrook, St. Clair County Clerk

General Primary  
March 18, 2014  
Official Nonpartisan Canvass  
St. Clair County, Illinois



City Of Lebanon

Dated: Tuesday, April 8, 2014

Issued by:

A handwritten signature in black ink that reads "Thomas Holbrook". The signature is written in a cursive style with a large, sweeping initial "T".

Thomas Holbrook  
St. Clair County Clerk



**General Primary**  
**March 18, 2014**  
 Thomas Holbrook  
 St. Clair County Clerk

**City Of Lebanon**  
 Proposition for the Supply of Electricity

|                                     | REGISTERED VOTERS | BALLOTS CAST | TURNOUT       | YES        | NO         |
|-------------------------------------|-------------------|--------------|---------------|------------|------------|
| Lebanon 1                           | 1,373             | 246          | 17.92%        | 93         | 145        |
| Lebanon 2                           | 508               | 70           | 13.78%        | 30         | 39         |
| <b>LEBANON TOWNSHIP<br/>TOTALS</b>  | <b>1,881</b>      | <b>316</b>   | <b>16.80%</b> | <b>123</b> | <b>184</b> |
| O Fallon 4                          | 392               | 101          | 25.77%        | 41         | 59         |
| <b>O'FALLON TOWNSHIP<br/>TOTALS</b> | <b>392</b>        | <b>101</b>   | <b>25.77%</b> | <b>41</b>  | <b>59</b>  |
| <b>ST. CLAIR TOTALS</b>             | <b>2,273</b>      | <b>417</b>   | <b>18.35%</b> | <b>164</b> | <b>243</b> |
| <b>TOTALS</b>                       | <b>2,273</b>      | <b>417</b>   | <b>18.35%</b> | <b>164</b> | <b>243</b> |

**CANVASS OF VOTES**  
**in St. Clair County, Illinois at the General Primary on Tuesday, March 18, 2014**


---

STATE OF ILLINOIS  
COUNTY OF ST. CLAIR

**City Of Lebanon**

I, Thomas Holbrook, St. Clair County Clerk, do hereby certify that the above is a correct copy of the Canvass of votes cast at the General Primary held in St. Clair County on Tuesday, March 18, 2014. This canvass was made by the County Canvassing Board of St. Clair County and is now on file in my office.

Dated: Tuesday, April 8, 2014



---

Thomas Holbrook, St. Clair County Clerk

General Primary  
March 18, 2014  
Official Nonpartisan Canvass  
St. Clair County, Illinois



Village Of Caseyville

Dated: Tuesday, April 8, 2014

Issued by:

A handwritten signature in black ink that reads "Thomas Holbrook". The signature is written in a cursive style with a large, sweeping initial "T".

Thomas Holbrook  
St. Clair County Clerk

**General Primary**  
**March 18, 2014**  
 Thomas Holbrook  
 St. Clair County Clerk

**Village Of Caseyville**  
 Proposition for the Supply of Electricity

|                                   | REGISTERED VOTERS | BALLOTS CAST | TURNOUT       | YES        | NO         |
|-----------------------------------|-------------------|--------------|---------------|------------|------------|
| Caseyville 1                      | 119               | 16           | 13.45%        | 6          | 10         |
| Caseyville 6                      | 552               | 73           | 13.22%        | 22         | 50         |
| Caseyville 7                      | 643               | 118          | 18.35%        | 46         | 70         |
| Caseyville 8                      | 25                | 8            | 32.00%        | 2          | 6          |
| Caseyville 17                     | 308               | 44           | 14.29%        | 19         | 24         |
| Caseyville 18                     | 440               | 70           | 15.91%        | 33         | 36         |
| Caseyville 21                     | 4                 | 1            | 25.00%        | 1          | 0          |
| <b>CASEYVILLE TOWNSHIP TOTALS</b> | <b>2,091</b>      | <b>330</b>   | <b>15.78%</b> | <b>129</b> | <b>196</b> |
| Canteen 2                         | 15                | 1            | 6.67%         | 0          | 1          |
| Canteen 4                         | 1                 | 1            | 100.00%       | 0          | 1          |
| Canteen 9                         | 23                | 4            | 17.39%        | 1          | 3          |
| Canteen 13                        | 352               | 89           | 25.28%        | 27         | 54         |
| Canteen 14                        | 52                | 12           | 23.08%        | 3          | 8          |
| <b>CANTEEN TOWNSHIP TOTALS</b>    | <b>443</b>        | <b>107</b>   | <b>24.15%</b> | <b>31</b>  | <b>67</b>  |
| <b>ST. CLAIR TOTALS</b>           | <b>2,534</b>      | <b>437</b>   | <b>17.25%</b> | <b>160</b> | <b>263</b> |
| <b>TOTALS</b>                     | <b>2,534</b>      | <b>437</b>   | <b>17.25%</b> | <b>160</b> | <b>263</b> |

**CANVASS OF VOTES**  
**in St. Clair County, Illinois at the General Primary on Tuesday, March 18, 2014**


---

STATE OF ILLINOIS  
COUNTY OF ST. CLAIR

**Village Of Caseyville**

I, Thomas Holbrook, St. Clair County Clerk, do hereby certify that the above is a correct copy of the Canvass of votes cast at the General Primary held in St. Clair County on Tuesday, March 18, 2014. This canvass was made by the County Canvassing Board of St. Clair County and is now on file in my office.

Dated: Tuesday, April 8, 2014



---

Thomas Holbrook, St. Clair County Clerk

General Primary  
March 18, 2014  
Official Nonpartisan Canvass  
St. Clair County, Illinois



Village Of Swansea

Dated: Tuesday, April 8, 2014

Issued by:

A handwritten signature in black ink that reads "Thomas Holbrook". The signature is written in a cursive style with a large, sweeping initial "T".

Thomas Holbrook  
St. Clair County Clerk

**General Primary**  
**March 18, 2014**  
 Thomas Holbrook  
 St. Clair County Clerk

**Village Of Swansea**  
 Proposition for the Supply of Electricity

|                                       | REGISTERED VOTERS | BALLOTS CAST | TURNOUT       | YES        | NO         |
|---------------------------------------|-------------------|--------------|---------------|------------|------------|
| St Clair 1                            | 548               | 46           | 8.39%         | 32         | 14         |
| St Clair 3                            | 624               | 85           | 13.62%        | 56         | 28         |
| St Clair 5                            | 614               | 99           | 16.12%        | 56         | 41         |
| St Clair 6                            | 651               | 100          | 15.36%        | 63         | 35         |
| St Clair 8                            | 1,026             | 185          | 18.03%        | 104        | 78         |
| St Clair 10                           | 441               | 71           | 16.10%        | 39         | 30         |
| St Clair 11                           | 516               | 66           | 12.79%        | 35         | 30         |
| St Clair 15                           | 1,084             | 153          | 14.11%        | 104        | 44         |
| St Clair 19                           | 5                 | 2            | 40.00%        | 1          | 1          |
| St Clair 20                           | 724               | 118          | 16.30%        | 71         | 43         |
| St Clair 21                           | 613               | 130          | 21.21%        | 76         | 49         |
| St Clair 24                           | 48                | 15           | 31.25%        | 9          | 6          |
| St Clair 25                           | 1,063             | 117          | 11.01%        | 70         | 45         |
| St Clair 28                           | 814               | 181          | 22.24%        | 98         | 75         |
| St Clair 30                           | 293               | 60           | 20.48%        | 44         | 16         |
| <b>ST. CLAIR TOWNSHIP<br/>TOTALS</b>  | <b>9,064</b>      | <b>1,428</b> | <b>15.75%</b> | <b>858</b> | <b>535</b> |
| Caseyville 26                         | 269               | 20           | 7.43%         | 11         | 9          |
| <b>CASEYVILLE TOWNSHIP<br/>TOTALS</b> | <b>269</b>        | <b>20</b>    | <b>7.43%</b>  | <b>11</b>  | <b>9</b>   |
| <b>ST. CLAIR TOTALS</b>               | <b>9,333</b>      | <b>1,448</b> | <b>15.51%</b> | <b>869</b> | <b>544</b> |
| <b>TOTALS</b>                         | <b>9,333</b>      | <b>1,448</b> | <b>15.51%</b> | <b>869</b> | <b>544</b> |

**CANVASS OF VOTES**  
**in St. Clair County, Illinois at the General Primary on Tuesday, March 18, 2014**


---

STATE OF ILLINOIS  
COUNTY OF ST. CLAIR

**Village Of Swansea**

I, Thomas Holbrook, St. Clair County Clerk, do hereby certify that the above is a correct copy of the Canvass of votes cast at the General Primary held in St. Clair County on Tuesday, March 18, 2014. This canvass was made by the County Canvassing Board of St. Clair County and is now on file in my office.

Dated: Tuesday, April 8, 2014



---

Thomas Holbrook, St. Clair County Clerk



General Primary  
March 18, 2014  
Official Nonpartisan Canvass  
St. Clair County, Illinois



Grant CCSD 110

Dated: Tuesday, April 8, 2014

Issued by:

A handwritten signature in black ink that reads "Thomas Holbrook". The signature is written in a cursive style with a large, sweeping initial "T".

Thomas Holbrook  
St. Clair County Clerk

**General Primary**  
**March 18, 2014**  
 Thomas Holbrook  
 St. Clair County Clerk

**Grant CCSD 110**  
 Proposition for Maximum Tax Rate Increase

|                                       | REGISTERED VOTERS | BALLOTS CAST | TURNOUT       | YES          | NO         |
|---------------------------------------|-------------------|--------------|---------------|--------------|------------|
| Belleville 15                         | 108               | 21           | 19.44%        | 14           | 7          |
| <b>BELLEVILLE TOWNSHIP<br/>TOTALS</b> | <b>108</b>        | <b>21</b>    | <b>19.44%</b> | <b>14</b>    | <b>7</b>   |
| Caseyville 3                          | 656               | 224          | 34.15%        | 176          | 45         |
| Caseyville 4                          | 732               | 309          | 42.21%        | 242          | 65         |
| Caseyville 8                          | 814               | 387          | 47.54%        | 280          | 106        |
| Caseyville 9                          | 739               | 246          | 33.29%        | 167          | 76         |
| Caseyville 11                         | 396               | 117          | 29.55%        | 69           | 46         |
| Caseyville 13                         | 81                | 29           | 35.80%        | 22           | 5          |
| Caseyville 14                         | 600               | 233          | 38.83%        | 187          | 46         |
| Caseyville 15                         | 464               | 159          | 34.27%        | 130          | 29         |
| Caseyville 18                         | 21                | 4            | 19.05%        | 2            | 1          |
| Caseyville 19                         | 522               | 256          | 49.04%        | 212          | 41         |
| Caseyville 20                         | 483               | 172          | 35.61%        | 116          | 53         |
| <b>CASEYVILLE TOWNSHIP<br/>TOTALS</b> | <b>5,508</b>      | <b>2,136</b> | <b>38.78%</b> | <b>1,603</b> | <b>513</b> |
| Canteen 2                             | 62                | 35           | 56.45%        | 25           | 10         |
| <b>CANTEEN TOWNSHIP<br/>TOTALS</b>    | <b>62</b>         | <b>35</b>    | <b>56.45%</b> | <b>25</b>    | <b>10</b>  |
| <b>ST. CLAIR TOTALS</b>               | <b>5,678</b>      | <b>2,192</b> | <b>38.61%</b> | <b>1,642</b> | <b>530</b> |
| <b>TOTALS</b>                         | <b>5,678</b>      | <b>2,192</b> | <b>38.61%</b> | <b>1,642</b> | <b>530</b> |

**CANVASS OF VOTES**  
**in St. Clair County, Illinois at the General Primary on Tuesday, March 18, 2014**


---

STATE OF ILLINOIS  
COUNTY OF ST. CLAIR

**Grant CCSD 110**

I, Thomas Holbrook, St. Clair County Clerk, do hereby certify that the above is a correct copy of the Canvass of votes cast at the General Primary held in St. Clair County on Tuesday, March 18, 2014. This canvass was made by the County Canvassing Board of St. Clair County and is now on file in my office.

Dated: Tuesday, April 8, 2014

A handwritten signature in black ink that reads "Thomas Holbrook". The signature is written in a cursive style with a large, sweeping initial "T".

---

Thomas Holbrook, St. Clair County Clerk

General Primary  
March 18, 2014  
Official Nonpartisan Canvass  
St. Clair County, Illinois



Cahokia Fire

Dated: Tuesday, April 8, 2014

Issued by:

A handwritten signature in black ink that reads "Thomas Holbrook". The signature is written in a cursive style with a large, sweeping initial "T".

Thomas Holbrook  
St. Clair County Clerk

**General Primary**  
**March 18, 2014**  
 Thomas Holbrook  
 St. Clair County Clerk

**Cahokia Fire**  
 Proposition for Maximum Tax Rate Increase

|  | REGISTERED VOTERS | BALLOTS CAST | TURNOUT       | YES        | NO         |
|--|-------------------|--------------|---------------|------------|------------|
| Centreville 2                          | 492               | 196          | 39.84%        | 134        | 52         |
| Centreville 8                          | 334               | 27           | 8.08%         | 14         | 10         |
| Centreville 9                          | 631               | 68           | 10.78%        | 43         | 24         |
| Centreville 13                         | 867               | 145          | 16.72%        | 85         | 57         |
| Centreville 15                         | 455               | 100          | 21.98%        | 49         | 42         |
| Centreville 18                         | 716               | 65           | 9.08%         | 47         | 15         |
| Centreville 19                         | 597               | 93           | 15.58%        | 48         | 33         |
| Centreville 20                         | 762               | 73           | 9.58%         | 41         | 31         |
| Centreville 23                         | 616               | 211          | 34.25%        | 101        | 87         |
| Centreville 24                         | 826               | 79           | 9.56%         | 33         | 46         |
| Centreville 25                         | 961               | 222          | 23.10%        | 114        | 87         |
| Centreville 26                         | 651               | 232          | 35.64%        | 127        | 74         |
| <b>CENTREVILLE<br/>TOWNSHIP TOTALS</b> | <b>7,908</b>      | <b>1,511</b> | <b>19.11%</b> | <b>836</b> | <b>558</b> |
| <b>ST. CLAIR TOTALS</b>                | <b>7,908</b>      | <b>1,511</b> | <b>19.11%</b> | <b>836</b> | <b>558</b> |
| <b>TOTALS</b>                          | <b>7,908</b>      | <b>1,511</b> | <b>19.11%</b> | <b>836</b> | <b>558</b> |

**CANVASS OF VOTES**  
**in St. Clair County, Illinois at the General Primary on Tuesday, March 18, 2014**

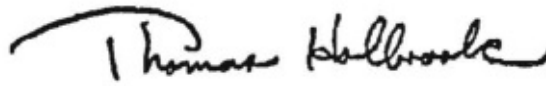
---

STATE OF ILLINOIS  
COUNTY OF ST. CLAIR

**Cahokia Fire**

I, Thomas Holbrook, St. Clair County Clerk, do hereby certify that the above is a correct copy of the Canvass of votes cast at the General Primary held in St. Clair County on Tuesday, March 18, 2014. This canvass was made by the County Canvassing Board of St. Clair County and is now on file in my office.

Dated: Tuesday, April 8, 2014

A handwritten signature in black ink that reads "Thomas Holbrook". The signature is written in a cursive style with a large, sweeping initial "T".

---

Thomas Holbrook, St. Clair County Clerk